

WIKIPEDIA

# Nanofluids in solar collectors

---

**Nanofluid-based direct solar collectors** are solar thermal collectors where nanoparticles in a liquid medium can scatter and absorb solar radiation. They have recently received interest to efficiently distribute solar energy. Nanofluid-based solar collector have the potential to harness solar radiant energy more efficiently compared to conventional solar collectors.<sup>[1][2][3][4][5][6]</sup> Nanofluids have recently found relevance in applications requiring quick and effective heat transfer such as industrial applications, cooling of microchips, microscopic fluidic applications, etc. Moreover, in contrast to conventional heat transfer (for solar thermal applications) like water, ethylene glycol, and molten salts, nanofluids are not transparent to solar radiant energy; instead, they absorb and scatter significantly the solar irradiance passing through them.<sup>[7]</sup> Typical solar collectors use a black-surface absorber to collect the sun's heat energy which is then transferred to a fluid running in tubes embedded within. Various limitations have been discovered with these configuration and alternative concepts have been addressed. Among these, the use of nanoparticles suspended in a liquid is the subject of research. Nanoparticle materials including aluminium,<sup>[8]</sup> copper,<sup>[9]</sup> carbon nanotubes<sup>[10]</sup> and carbon-nanohorns have been added to different base fluids and characterized in terms of their performance for improving heat transfer efficiency.<sup>[11]</sup>

## Contents

---

### Background

#### Thermal conductivity of nanofluids

#### Mechanism for enhanced thermal conductivity of nanofluids

- Brownian motion of nanoparticles

- Liquid layering at liquid/particle interface

- Effect of nano-particles clustering

### Comparison

#### Benefits of use of nanofluids in solar collectors

#### See also

#### References

#### Further reading

## Background

---

Dispersing trace amounts of nanoparticles into common base fluids has a significant impact on the optical<sup>[12]</sup> as well as thermo physical properties of base fluid. This characteristic can be used to effectively capture and transport solar radiation. Enhancement of the solar irradiance absorption capacity leads to a higher heat transfer resulting in more efficient heat transfer as shown in figure 2. The efficiency of a solar thermal system is reliant on several energy conversion steps, which are in turn governed by the effectiveness of the heat transfer processes. While higher conversion efficiency of solar to thermal energy is possible, the key components that need to be improved are the solar collector. An ideal solar collector will absorb the concentrated solar radiation, convert that incident solar radiation into heat and transfer the heat to the heat transfer fluid. Higher the heat transfer to fluid,

higher is the outlet temperature and higher temp lead to improved conversion efficiency in the power cycle. nanoparticles have several orders of magnitude higher heat transfer coefficient when transferring heat immediately to the surrounding fluid. This is simply due to the small size of nanoparticle.



Fig 1 :Different types of solar collector geometry

## Thermal conductivity of nanofluids

We know that thermal conductivity of solids is greater than liquids. Commonly used fluids in heat transfer applications such as water, ethylene glycol and engine oil have low thermal conductivity when compared to thermal conductivity of solids, especially metals. So, addition of solid particles in a fluid can increase the conductivity of liquids .But we cannot add large solid particles due to main problems:

- Mixtures are unstable and hence, sedimentation occurs.
- Presence of large solid particles also require large pumping power and hence increased cost.
- Solid particles may also erode the channel walls.

Due to these drawbacks, usage of solid particles have not become practically feasible. Recent improvements in nanotechnology made it possible to introduce small solid particles with diameter smaller than 10 nm. Liquids, thus obtained have higher thermal conductivity and are known as Nanofluids. As can be clearly seen from figure 4 that carbon nanotubes have highest thermal conductivity as compared to other materials.

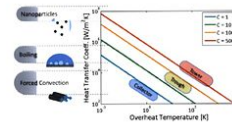


Fig 2 : Comparison of heat transfer coefficients

Maxwel model

$$k_{nf} = k_{bf} \left( \frac{k_p + 2k_{bf} + 2\phi(k_p - k_{bf})}{k_p + 2k_{bf} - \phi(k_p - k_{bf})} \right)$$

Pak and Choi model<sup>[13]</sup>

$$k_{nf} = k_{bf}(1 + 7.47\phi)$$

Koo and Kleinstreuer model<sup>[14]</sup>

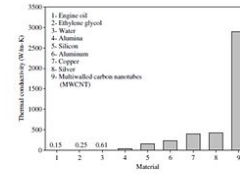
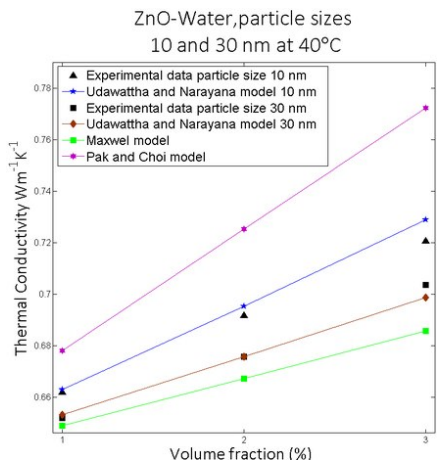


Fig 3 :Thermal conductivity of different materials



Zinc Oxide-Water, particle sizes 10 and 30 nm at 40 Celsius.

$$k_{nf} = k_{bf} \left( \frac{k_p + 2k_{bf} + 2\phi(k_p - k_{bf})}{k_p + 2k_{bf} - \phi(k_p - k_{bf})} \right) + 5000\theta\rho_{bf}C_{pbf} \sqrt{\frac{K_B T}{\rho_p d_p}}$$

Udawattha and Narayana model<sup>[15]</sup>

$$k_{nf} = k_{bf} \left( 1 + \frac{3\phi_e(k_p - k_{bf})}{k_p + 2k_{bf} - \phi_e(k_p - k_{bf})} \right) + \frac{5\rho_{bf}(\phi^{0.0009T+0.25})C_{pbf}k_p d_p V_B}{\mu_{bf}} \sqrt{\frac{\pi}{18}}$$

$$V_B = \sqrt{\frac{18K_B T}{\pi\rho_p d_p^3}}$$

$$\phi_e = \phi \left( 1 + \frac{h}{r} \right)^3$$

where

$k$  is the thermal conductivity of the sample, in [ $\text{W}\cdot\text{m}^{-1}\cdot\text{K}^{-1}$ ]

$nf$  is nanofluid

$bf$  is basefluid

$p$  is particle

$\phi$  is volume fraction

$\rho$  is density of the sample, in [ $\text{kg}\cdot\text{m}^{-3}$ ]

$C_p$  is specific heat capacity of the sample, in [ $\text{J}\cdot\text{kg}^{-1}\cdot\text{K}^{-1}$ ]

$K_B$  is the Boltzmann constant

$T$  is Temperature of the sample, in [K]

$d_p$  is diameter of a particle

$h$  is nanolayer thickness (1 nm)

$r$  is radius of a particle

## Mechanism for enhanced thermal conductivity of nanofluids

Keblinski et al.<sup>[16]</sup> had named four main possible mechanisms for the anomalous increase in nanofluids heat transfer which are :

### Brownian motion of nanoparticles

Due to Brownian motion particles randomly move through liquid. And hence better transport of heat. Brownian motion increased mode of heat transfer.

### Liquid layering at liquid/particle interface

Liquid molecules can form a layer around the solid particles and there by enhance the local ordering of the atomic structure at the interface region.hence, the atomic structure of such liquid layer is more ordered than that of the bulk liquid.

## Effect of nano-particles clustering

The effective volume of a cluster is considered much larger than the volume of the particles due to the lower packing fraction of the cluster. Since, heat can be transferred rapidly within the such clusters, the volume fraction of the highly conductive phase is larger than the volume of solid, thus increasing its thermal conductivity

## Comparison

---

In the last ten years, many experiments have been conducted numerically and analytically to validate the importance of nanofluids.

From the table <sup>[13]</sup> it is clear that nanofluid-based collector have a higher efficiency than a conventional collector. So, it is clear that we can improve conventional collector simply by adding trace amounts of nano-particles. It has also been observed through numerical simulation that mean outlet temperature increase by increasing volume fraction of nanoparticles, length of tube and decreases by decreasing velocity.<sup>[13]</sup>

Working fluid	Water	Nano fluid
Optical efficiency (%)	38.9	98.96
Thermal efficiency (%)	36.2	92.9
Mean Outlet temperature	33.8	83.0

Table 1 :Comparison of Conventional fluids and Nano fluids

## Benefits of use of nanofluids in solar collectors

---

Nanofluids poses the following advantages as compared to conventional fluids which makes them suitable for use in solar collectors:

- Absorption of solar energy will be maximized with change of the size, shape, material and volume fraction of the nanoparticles.
- The suspended nanoparticles increase the surface area but decrease the heat capacity of the fluid due to the very small particle size.
- The suspended nanoparticles enhance the thermal conductivity which results improvement in efficiency of heat transfer systems.
- Properties of fluid can be changed by varying concentration of nanoparticles.
- Extremely small size of nanoparticles ideally allows them to pass through pumps.
- Nanofluid can be optically selective (high absorption in the solar range and low emittance in the infrared.)

The fundamental difference between the conventional and nanofluid-based collector lies in the mode of heating of the working fluid. In the former case the sunlight is absorbed by a surface, where as in the latter case the sunlight is directly absorbed by the working fluid (through radiative transfer). On reaching the receiver the solar radiations transfer energy to the nanofluid via scattering and absorption.

## See also

---

- Nanofluid
- Absorption
- Fluid
- Radiation
- Scattering
- Solar collector

- [Solar energy](#)

## References

---

1. Taylor, Robert A.; Otanicar, Todd; Rosengarten, Gary (2012). "Nanofluid-based optical filter optimization for PV/T systems". *Light: Science & Applications*. **1** (10): e34. doi:10.1038/lisa.2012.34 (<https://doi.org/10.1038%2Flsa.2012.34>).
2. [http://digitalcommons.lmu.edu/cgi/viewcontent.cgi?article=1020&context=mech\\_fac](http://digitalcommons.lmu.edu/cgi/viewcontent.cgi?article=1020&context=mech_fac)
3. [http://digitalcommons.lmu.edu/cgi/viewcontent.cgi?article=1019&context=mech\\_fac](http://digitalcommons.lmu.edu/cgi/viewcontent.cgi?article=1019&context=mech_fac)
4. "Journal of Applied Physics" ([http://jap.aip.org/resource/1/japiau/v113/i1/p011301\\_s1?bypassSSO=1](http://jap.aip.org/resource/1/japiau/v113/i1/p011301_s1?bypassSSO=1)).
5. Khullar, Vikrant; Tyagi, Himanshu; Hordy, Nathan; Otanicar, Todd P.; et al. (2014). "Harvesting solar thermal energy through nanofluid-based volumetric absorption systems". *International Journal of Heat and Mass Transfer*. **77**: 377–384. doi:10.1016/j.ijheatmasstransfer.2014.05.023 (<https://doi.org/10.1016%2Fj.ijheatmasstransfer.2014.05.023>).
6. Amir Moradi; Elisa Sani; Marco Simonetti; Franco Francini; Eliodoro Chiavazzo & Pietro Asinari (2015). "Carbon-nanohorn based nanofluids for a direct absorption solar collector for civil application (Carbon-nanohorn Nanofluids)". *Journal of Nanoscience and Nanotechnology*. **15** (5): 3488–3495. doi:10.1166/jnn.2015.9837 (<https://doi.org/10.1166%2Fjnn.2015.9837>).
7. Phelan, Patrick; Otanicar, Todd; Taylor, Robert; Tyagi, Himanshu (2013). "Trends and Opportunities in Direct-Absorption Solar Thermal Collectors". *Journal of Thermal Science and Engineering Applications*. **5** (2): 021003. doi:10.1115/1.4023930 (<https://doi.org/10.1115%2F1.4023930>).
8. Dongsheng Wen; Yulong Ding (2005). "Experimental investigation into the pool boiling heat transfer of aqueous based  $\gamma$ -alumina nanofluids". *Journal of Nanoparticle Research*. **7** (2–3): 265–274. Bibcode:2005JNR.....7..265W (<http://adsabs.harvard.edu/abs/2005JNR.....7..265W>). doi:10.1007/s11051-005-3478-9 (<https://doi.org/10.1007%2Fs11051-005-3478-9>).
9. Min-Sheng Liu; Mark Ching-Cheng Lin; C.Y. Tsai; Chi-Chuan Wang (August 2006). "Enhancement of thermal conductivity with Cu for nanofluids using chemical reduction method". *International Journal of Heat and Mass Transfer*. **49** (17–18): 3028–3033. doi:10.1016/j.ijheatmasstransfer.2006.02.012 (<https://doi.org/10.1016%2Fj.ijheatmasstransfer.2006.02.012>).
10. Dongsheng Wen & Yulong Ding (2004). "Effective Thermal Conductivity of Aqueous Suspensions of Carbon Nano tubes (Carbon Nanotube Nanofluids)". *Journal of Thermophysics and Heat Transfer*. **18** (4): 481–485. doi:10.2514/1.9934 (<https://doi.org/10.2514%2F1.9934>).
11. Taylor, Robert A.; Phelan, Patrick E. (November 2009). "Pool boiling of nanofluids: Comprehensive review of existing data and limited new data". *International Journal of Heat and Mass Transfer*. **52** (23–24): 5339–5347. doi:10.1016/j.ijheatmasstransfer.2009.06.040 (<https://doi.org/10.1016%2Fj.ijheatmasstransfer.2009.06.040>).
12. Taylor RA, Phelan PE, Otanicar TP, Adrian R, Prasher R (2011). "Nanofluid optical property characterization: towards efficient direct absorption solar collectors" (<https://www.ncbi.nlm.nih.gov/pmc/articles/PMC3211283>). *Nanoscale Research Letters*. **6** (1): 225. Bibcode:2011NRL.....6..225T (<http://adsabs.harvard.edu/abs/2011NRL.....6..225T>). doi:10.1186/1556-276X-6-225 (<https://doi.org/10.1186%2F1556-276X-6-225>). PMC 3211283 (<https://www.ncbi.nlm.nih.gov/pmc/articles/PMC3211283>). PMID 21711750 (<https://www.ncbi.nlm.nih.gov/pubmed/21711750>).
13. Vikrant Khullar & Himanshu Tyagi. "Application of nano fluids as the working fluids in concentrating parabolic collector, Proceedings of the 37th National conferences Fluid mechanics and Fluid Power December 16–18, IIT Madras".

14. Koo, Junemoo; Kleinstreuer, Clement (2004-12-01). "A new thermal conductivity model for nanofluids". *Journal of Nanoparticle Research*. **6** (6): 577–588. Bibcode:2004JNR.....6..577K (<http://adsabs.harvard.edu/abs/2004JNR.....6..577K>). doi:10.1007/s11051-004-3170-5 (<https://doi.org/10.1007%2Fs11051-004-3170-5>). ISSN 1388-0764 (<https://www.worldcat.org/issn/1388-0764>).
15. Udawattha, Dilan S.; Narayana, Mahinsasa (2018-02-01). "Development of a Model for Predicting the Effective Thermal Conductivity of Nanofluids: A Reliable Approach for Nanofluids Containing Spherical Nanoparticles". *Journal of Nanofluids*. **7** (1): 129–140. doi:10.1166/jon.2018.1428 (<https://doi.org/10.1166%2Fjon.2018.1428>).
16. P.keblinski, K.C.Leong, C.Yang. "Investigations of thermal conductivity and viscosity of nanofluids, International Journal of Thermal Science(2006)".

## Further reading

---

- Sarit K. Das; Stephen U. S. Choi; Wenhua Yu; T. Pradeep (1980-01-01), *Nanofluids: Science and Technology*, Wiley, ISBN 9780891165224
- Buongiorno, J. (March 2006). "Convective Transport in Nanofluids". *Journal of Heat Transfer*. **128** (3): 240. doi:10.1115/1.2150834 (<https://doi.org/10.1115%2F1.2150834>).
- Kakaç, Sadik; Anhasa Pramuanjaroenkij (2009). "Review of convective heat transfer enhancement with nanofluids". *International Journal of Heat and Mass Transfer*. **52** (13–14): 3187–3196. doi:10.1016/j.ijheatmasstransfer.2009.02.006 (<https://doi.org/10.1016%2Fj.ijheatmasstransfer.2009.02.006>).

---

Retrieved from "[https://en.wikipedia.org/w/index.php?title=Nanofluids\\_in\\_solar\\_collectors&oldid=887198376](https://en.wikipedia.org/w/index.php?title=Nanofluids_in_solar_collectors&oldid=887198376)"

---

**This page was last edited on 11 March 2019, at 05:22 (UTC).**

Text is available under the Creative Commons Attribution-ShareAlike License; additional terms may apply. By using this site, you agree to the [Terms of Use](#) and [Privacy Policy](#). Wikipedia® is a registered trademark of the Wikimedia Foundation, Inc., a non-profit organization.