

Enthalpies of Vaporization of Organic and Organometallic Compounds, 1880–2002

James S. Chickos^{a)}

Department of Chemistry, University of Missouri-St. Louis, St. Louis, Missouri 63121

William E. Acree, Jr.^{b)}

Department of Chemistry, University of North Texas, Denton, Texas 76203

(Received 17 June 2002; accepted 17 October 2002; published 21 April 2003)

A compendium of vaporization enthalpies published within the period 1910–2002 is reported. A brief review of temperature adjustments of vaporization enthalpies from temperature of measurement to the standard reference temperature, 298.15 K, is included as are recently suggested reference materials. Vaporization enthalpies are included for organic, organo-metallic, and a few inorganic compounds. This compendium is the third in a series focusing on phase change enthalpies. Previous compendia focused on fusion and sublimation enthalpies. Sufficient data are presently available for many compounds that thermodynamic cycles can be constructed to evaluate the reliability of the measurements. A protocol for doing so is described. © 2003 American Institute of Physics. [DOI: 10.1063/1.1529214]

Key words: compendium; enthalpies of condensation; evaporation; organic compounds; vaporization enthalpy.

Contents

1. Introduction.	519
2. Reference Materials for Vaporization Enthalpy Measurements.	520
3. Heat Capacity Adjustments.	520
4. Group Additivity Values for C_{p_l} (298.15 K) Estimations.	521
5. A Thermochemical Cycle: Sublimation, Vaporization, and Fusion Enthalpies.	523
6. Estimation of Vaporization Enthalpies.	525
7. Vaporization Enthalpy Compendium.	525
8. Acknowledgment.	878
9. References for Introductory Material.	878

List of Tables

1. Recommended reference standards for vaporization enthalpy measurements.	520
2. Group values Γ_1 and Γ_c for estimating C_{p_l} (298.15 K) and C_{p_c} (298.15 K).	522
3. Some estimations of C_{p_l} (298.15 K) and C_{p_c} (298.15 K) using group values.	524
4. A comparison of experimental sublimation enthalpies and those calculated using Eq. (6).	525
5. A list of acronyms used in Tables 6 and 7.	526
6. Enthalpies of vaporization of organic compounds, 1880–2002.	527
7. Enthalpies of vaporization of organometallic and	

inorganic compounds, 1880–2002.	820
8. References to Tables 6 and 7.	853

List of Figures

1. A thermodynamic cycle for adjusting vaporization enthalpies to $T = 298.15$ K.	521
2. A hypothetical molecule illustrating the different hydrocarbon groups in estimating C_p	523

1. Introduction

Vaporization enthalpies are important thermodynamic properties of the condensed phase. Vaporization enthalpies are used frequently in adjusting enthalpies of formation of liquids to the standard state and in evaluating environmental transport properties.^{1,2} To the chemical engineer, the magnitude of this property needs to be taken into consideration in designing equipment for chemical processing and synthesis. Thus vaporization enthalpy data are of interest at a variety of temperatures. As a consequence, there is a wealth of information in the literature that covers measurements over a broad range of temperatures. The data covered by this compendium include as much of the spectrum as was available to us.

Our interest in vaporization enthalpies goes back nearly two decades. Our primary focus in measuring vaporization enthalpies was as a means of adjusting enthalpies of formation of liquids to the standard state and in conjunction with fusion enthalpies to adjust solids in a similar fashion.³ Since then we have focused our attention on their estimation,⁴ and assessment.⁵ In parallel studies, compilations of available sublimation and fusion enthalpies were also initiated.^{6,7} A

^{a)} Author to whom correspondence should be addressed; electronic mail: jsc@umsl.edu

^{b)} Electronic mail: acree@unt.edu

© 2003 American Institute of Physics.

TABLE 1. Recommended reference standards for vaporization enthalpy measurements

	Substance	T/K range	Vapor pressure range/Pa	$\Delta_{\text{vap}}H_m$ (298.15 K) kJ mol ⁻¹	Classification
C ₃ H ₈ O	1-propanol ^{a,d}	333–378	20 E+3–135 E+3	47.45±0.1	Primary
C ₅ H ₁₂	pentane ^{b,d}	269–315	2.0 E+4–1.2 E+5	26.42±0.1	Primary
C ₆ F ₆	hexafluorobenzene ^{a,d}	290–377	7.5 E+3–2.1 E+5	35.71±0.07	Primary
C ₆ H ₆	benzene ^{a,c,d}	286–383	7.0 E+3–2.3 E+5	33.83±0.07	Primary
C ₆ H ₁₄	hexane ^{b,d}	286–343	1.2 E+4–1.0 E+5	31.52±0.13	Primary
C ₇ H ₁₆	heptane ^{b,d}	299–372	6.4 E+3–1.0 E+5	36.57±0.15	Primary
C ₈ H ₁₈	octane ^{b,d}	326–400	7.7 E+3–1.0 E+5	41.56±0.17	Primary
C ₉ H ₂₀	nonane ^{b,d}	344–425	6.4 E+3–1.0 E+5	46.55±0.19	Primary
C ₁₀ H ₈	naphthalene ^d	353–434	1.0 E+3–2.3 E+4	55.65±2.8	Secondary
C ₁₀ H ₂₂	decane ^{b,d}	268–348	1.7 E+1–3.2 E+3	51.42±0.21	Primary
C ₁₁ H ₂₄	undecane ^{b,d}	294–382	4.1 E+1–6.4 E+3	56.58±0.57	Primary
C ₁₂ H ₂₆	dodecane ^{b,d}	313–403	5.8 E+1–7.3 E+3	61.52±0.62	Primary
C ₁₃ H ₂₈	tridecane ^{b,d}	323–402	4.7 E+1–3.7 E+3	66.68±0.67	Primary
C ₁₄ H ₃₀	tetradecane ^{b,d}	344–422	7.6 E+1–4.4 E+3	71.73±0.72	Primary
C ₁₆ H ₃₂	hexadecane ^{b,d}	364–452	5.5 E+1–4.7 E+3	81.35±0.81	Primary
C ₁₈ H ₃₈	octadecane ^{b,d}	312–590	1.0 E–1–1.0 E+5	91.44±1.83	Primary
C ₂₀ H ₄₂	eicosane ^{b,d}	344–380	4.1 E–1–9.1 E+0	101.81±2.0	Primary
H ₂ O	water ^d	273–373	6.1 E+1–1.0 E+5	43.99±0.07	Primary

^aReference 12.^bReference 13.^cCancer suspect agent.^dReference 5.

reasonably exhaustive version of these databases covering the literature to the present has recently been published and is also available on line at <http://webbook.nist.gov/chemistry/>. Combined with fusion and sublimation enthalpies appropriately adjusted to $T=298.15$ K, vaporization enthalpies $\Delta_{\text{vap}}H_m(298.15 \text{ K})$, complete a thermochemical cycle that can be used to assess the quality of the available data. Application of this thermochemical cycle is illustrated below. A goal of the present contribution has been to provide an exhaustive coverage of the literature from about 1880 to 2002; regrettably however, this compilation is probably still incomplete.

2. Reference Materials for Vaporization Enthalpy Measurements

Calibration is a fundamental requirement in every thermochemical measurement of vaporization enthalpy. Regardless of which technique is used, the measurement ultimately depends either directly or indirectly on vapor pressure. Vapor pressures of liquids vary over many orders of magnitude. An experimental technique calibrated with a standard in one pressure or temperature regime does not in itself guarantee the same accuracy in another. Substantial variations in vaporization enthalpy are revealed in the tables that follow. This variance clearly establishes the importance of documenting the accuracy of the measurements through the use of appropriate reference materials that approximate the temperature and pressure regimes of the measurements of interest.

A series of compounds have been recently proposed as reference materials for vaporization enthalpy.⁵ These have been classified as primary, secondary, or tertiary reference materials, on the basis of various criteria. The materials classified as primary and secondary reference materials are listed

in Table 1. The temperature range, the corresponding vapor pressures, and the recommended molar vaporization enthalpies at $T=298.15$ K are also included in the table. Some of these reference materials are solids at $T=298.15$ K and therefore the vaporization enthalpies are hypothetical values. The reader should consult the literature cited at the bottom of the table to obtain the vaporization enthalpy at the temperature of interest.

3. Heat Capacity Adjustments

Vaporization enthalpies, like their sublimation counterparts, are measurements based on mass transport and as such are directly or indirectly dependent upon vapor pressure. The vapor pressure of different liquids at a given temperature can vary many orders of magnitude. In order to obtain a reasonable amount of mass transport, it is frequently necessary to conduct these measurements at temperatures that differ substantially from the standard reference temperature, 298.15 K. The actual temperature of measurement depends on the sensitivity of the instrument or apparatus and the properties of the substance of interest. Vaporization enthalpy measurements are often conducted as a function of temperature.

The magnitude of the vaporization enthalpy is dependent on temperature. Figure 1 and Eqs. (1) and (2) illustrate the origin of this temperature dependence in terms of a thermodynamic cycle. If the heat capacities of the liquid and gas phase are known, $C_{p,l}$ and $C_{p,g}$, respectively, then the vaporization enthalpy at $T=298.15$ K can be related to the experimental measurements by using Eq. (1). This equation, generally referred to as Kirchhoff's equation, can be used to adjust sublimation enthalpy measurements to any reference temperature. The term T_m represents either the temperature

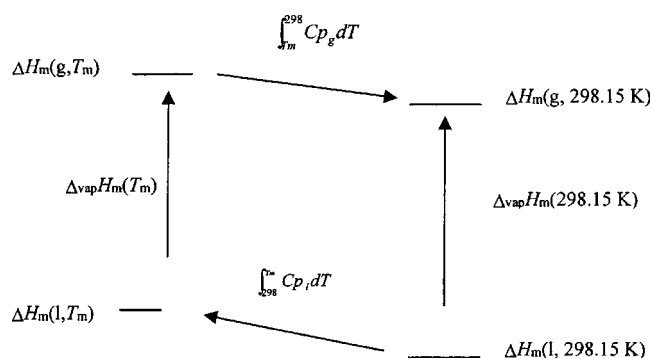


FIG. 1. A thermodynamic cycle for adjusting vaporization enthalpies to $T = 298.15$ K.

of measurement for calorimetric measurements or the mean temperature of measurement for experiments conducted

$$\Delta_{\text{vap}}H_m(298.15 \text{ K}) = \Delta_{\text{vap}}H_m(T_m) + \int_{298.15}^{T_m} (C_{p_l} - C_{p_g}) dT \quad (1)$$

$$\Delta_{\text{vap}}H_m(298.15 \text{ K}) \approx \Delta_{\text{vap}}H_m(T_m) + (C_{p_l} - C_{p_g})(T_m - 298.15) \quad (2)$$

over narrow ranges of temperature. Treating the heat capacities of the two phases as independent of temperature and integrating Eq. (1) results in Eq. (2). Since the magnitude of the heat capacity of the gas phase is usually smaller than that of the liquid phase (l), vaporization enthalpies increase with decreasing temperature.

Experimental heat capacities for many liquids at $T = 298.15$ K are available.⁸ Experimental gas phase heat capacities for compounds that are liquids at $T = 298.15$ K are unavailable and generally need to be estimated. Gas phase heat capacities can be calculated from statistical mechanics or estimated by group additivity methods. A number of group additivity methods have been developed to estimate gas phase heat capacities.^{9,10} However, group values for some functional groups are not available. Equation (3) is an example of an attempt to circumvent the lack of sufficient group values.¹¹ The term $C_{p_l}(298.15 \text{ K})$ refers to the heat capacity of the liquid at $T = 298.15$ K. This term may either be estimated or experimental values may be used if available. The uncertainty associated with the term in brackets in Eq. (3) is $\pm 30 \text{ J mol}^{-1} (\pm 2\sigma)$

$$(C_{p_l} - C_{p_g})\{T_m - 298.15\} = [10.58 + 0.26C_{p_l}(298.15 \text{ K})](T_m - 298.15). \quad (3)$$

The vaporization enthalpies reported in this compendium have not been adjusted to $T = 298.15$ K unless done so by the authors reporting the measurements. The vaporization enthalpies are reported at the mean temperature of measurement wherever possible. This allows the reader to verify the reported data and to adjust for temperature in a consistent manner. Authors have applied different methods to adjust for

temperature. In some cases experimental data have been used for C_{p_l} and in other cases both C_{p_l} and C_{p_g} have been estimated. The reader is encouraged to refer to the original literature for details. In an effort to provide some assistance to the reader in this regard, a brief discussion of one of the group additivity methods that are available for estimating the heat capacity of liquids is included below. This is followed by an illustration of how this value can be used in conjunction with Eq. (3) to provide temperature adjustments.

4. Group Additivity Values for $C_{p_l}(298.15 \text{ K})$ Estimations

Tables 2A and 2B lists a set of group values that can be used in estimations of $C_{p_l}(298.15 \text{ K})$. The groups and their corresponding values are identified by italics. A hypothetical molecule is given in Fig. 2 that identifies each hydrocarbon group. The functional groups listed in Table 2B are self explanatory. The R terms in this table represent variable groups and are not included in the value. Values in brackets should be considered as tentative assignments. The use of these group values is illustrated with the examples in Table 3. Estimations of $C_{p_c}(298.15 \text{ K})$ for these compounds follow the same protocol.

Groups are defined on the basis of their substitution and hybridization patterns. These groups are further subdivided into cyclic, acyclic and aromatic categories. The estimation of $C_{p_l}(298.15 \text{ K})$ for propionic acid illustrates how directly C_p values can be estimated. Identification of the appropriate group is important. Although not shown in Table 3, the same protocol is used for estimating $C_{p_c}(298.15 \text{ K})$. Estimation of the heat capacity of piperadine is similar. In this case it is important to use the appropriate cyclic group. Once the proper groups are identified, the estimation is direct. Di-*t*-butyl ether is estimated in a similar fashion. Benzothiazole illustrates the estimation of an aromatic molecule containing a heterocyclic ring. The aromatic ring carbons are selected based on their substitution pattern; the sulfur and nitrogen atoms of the thiazole ring are identified as cyclic atoms; the nitrogen atom is identified on the basis of its hybridization and substitution pattern. 2-Methylcyclohexanone is another example of an estimation of a cyclic molecule. This estimation includes the contributions of a cyclic carbonyl, four cyclic methylene groups, a methyl, and a cyclic tertiary methine group. The estimation of limonene illustrate an example of a molecule that contains both cyclic and acyclic double bonds. Additional examples can be found in the literature.^{4,11}

Heat capacities calculated according to the protocol just described have been used when necessary in conjunction with Eqs. (4)–(6) to adjust vaporization, sublimation, and fusion enthalpies to 298.15 K. These temperature adjustments are necessary in illustrating the thermochemical cycle described below. Equations (4)–(6) have been used in those cases where the measurements were referenced to some other temperature

TABLE 2. Group values Γ_l and Γ_c for estimating C_{p_l} (298.15 K) and C_{p_c} (298.15 K)

(A) Group values for estimating the C_{p_l} (298.15 K) and C_{p_c} (298.15 K) of hydrocarbons. ^a							
Aliphatic groups				Cyclic aliphatic and olefinic groups			
Description of group	Formula	J mol ⁻¹ K ⁻¹		Description of group	Formula	J mol ⁻¹ K ⁻¹	
		Γ_l	Γ_c			Γ_l	Γ_c
primary sp^3 C	-CH ₃	34.9	36.6	cyclic secondary sp^3 C	-C _c H ₂ -	25.9	24.6
secondary sp^3 C	-CH ₂ -	31.9	26.9	cyclic tertiary sp^3 C	-C _c HR-	20.6	11.7
tertiary sp^3 C	-CHR-	22.4	9	cyclic quaternary sp^3 C	-C _c R ₂ -	18.0	6.1
quaternary sp^3 C	-CR ₃	14.0	-5	cyclic tertiary sp^2 C	-C _c HR-	21.8	15.9
				cyclic quaternary sp^2 C	-C _c R ₂ -	21.2	[4.7]
Olefinic and acetylenic groups				Aromatic groups			
Description of group	Formula	J mol ⁻¹ K ⁻¹		Description of group	Formula	J mol ⁻¹ K ⁻¹	
		Γ_l	Γ_c			Γ_l	Γ_c
secondary sp^2 C	=CH ₂	25.8	46	tertiary aromatic sp^2 C	=C _a H-	21.8	17.5
tertiary sp^2 C	=CH-	27.8	21.4	quaternary aromatic sp^2 C	=C _a R-	15.3	8.5
quaternary sp^2 C	=C-	21.7	6.9	internal quaternary aromatic C	=C _a R-	[16]	[9.1]
tertiary sp C	≡C-H	34.3	37.1				
quaternary sp C	≡C-	28.9	15.5				
(B) Group values Γ_l and Γ_c of various functional groups. ^b							
Monodentate functional groups				Acyclic bidentate functional groups			
Description of group	Formula	J mol ⁻¹ K ⁻¹		Description of group	Formula	J mol ⁻¹ K ⁻¹	
		Γ_l	Γ_c			Γ_l	Γ_c
alcohols, phenols	-OH	53.1	23.5	ketones	-CO-	51.5	28
fluorine	-F	16.2	[24.8]	ester	-CO ₂ R	63.2	40.3
chlorine	-Cl	30.8	28.7	ether	-O-	29.8	49.8
bromine	-Br	34.6	32.4	secondary sp^3 N	-NH-	[51]	-0.3
iodines	-I	39.1	[27.9]	secondary amide	-CONH-	79.9	44.4
nitrile	-CN	47.7	42.3	carbamates	-OCONH-		76.1
carboxylic acid	-CO ₂ H	87.4	53.1	sulfides	-S-	40.3	[116]
acid chloride	-COCl	[62.8]	[60.2]	disulfides	-S-S-	[74.5]	41
aldehyde	-(C=O)H	57.7	[84.5]	sulfoxides	-SO-	[83.7]	47.7
isocyanate	-NCO	[58.2]	[52.7]	sulfones	-SO ₂ -		88.7
nitro group	-NO ₂	58.6	56.1				
secondary sp^3 nitrogen	-NH ₂	51.0	21.6				
primary amides	-CONH ₂	54.4	54.4				
thiols	-SH	49.0	[51.9]				
sulfonamide	-SO ₂ NH ₂	104	104				
substituted urea	-NHCONH ₂	82.8	82.8				
Acyclic tridentate functional groups				Acyclic tetradentate functional groups			
Description of group	Formula	J mol ⁻¹ K ⁻¹		Description of group	Formula	J mol ⁻¹ K ⁻¹	
		Γ_l	Γ_c			Γ_l	Γ_c
tertiary sp^3 N	-NR ₂	22.0	[31.5]	quaternary silicon	-SiR ₂ -	30.9	32.4
tertiary sp^2 N	=N-	[44.4]	10.7	quaternary tin	-SnR ₂ -	[58.6]	[77.2]
phosphine oxide	-(PO)R-		28.5	quaternary germanium	Ge	[48.1]	[18.9]
Cyclic functional groups							
Description of group	Formula	J mol ⁻¹ K ⁻¹					
		Γ_l	Γ_c				
cyclic ketones	-(CO) _c -	[46.4]	34.3				
lactones	-CO ₂ -	[67.4]	45.2				
cyclic carbonates	-OCO ₂ -	[92]	[68.2]				
cyclic anhydrides	-CO ₂ CO-		80.3				
cyclic ether	-O _c -	24.6	9.7				
cyclic sec. sp^3 N	-N _c H-	46.0	23.9				

TABLE 2. Group values Γ_l and Γ_c for estimating C_{p_l} (298.15 K) and C_{p_c} (298.15 K)—Continued

Cyclic functional groups		$\text{J mol}^{-1} \text{K}^{-1}$	
Description of group	Formula	Γ_l	Γ_c
cyclic tertiary sp^3 N	$-\text{N}_c\text{R}-$	28.6	1.2
cyclic tertiary sp^2 N	$=\text{N}_c-$	20.7	13.9
cyclic urea	$-\text{NHCONH}-$		63.6
cyclic sec. amide	$-\text{CONH}-$	[92]	46.4
cyclic tertiary amide	$-\text{CONR}-$	[170]	52.7
cyclic imide	$-\text{CONHCO}-$		74.1
cyclic sulfides	$-\text{S}_c-$	33.8	20.3

^aSee Ref. 19.

^bValues reported in brackets are tentative assignments.

$$\begin{aligned} \Delta_{\text{vap}}H_m (298.15 \text{ K})/\text{J mol}^{-1} \\ \approx \Delta_{\text{vap}}H_m(T_m) + [10.58 + 0.26C_{p_l}(298.15 \text{ K})] \\ \times (T_m - 298.15), \end{aligned} \quad (4)$$

$$\begin{aligned} \Delta_{\text{sub}}H_m (298.15 \text{ K})/\text{J mol}^{-1} \\ \approx \Delta_{\text{sub}}H_m(T_m) + [0.75 + 0.15C_{p_c}(298.15 \text{ K})] \\ \times (T_m - 298.15), \end{aligned} \quad (5)$$

$$\begin{aligned} \Delta_{\text{fus}}H_m (298.15 \text{ K})/\text{J mol}^{-1} \\ \approx \Delta_{\text{fus}}H_m(T_{\text{fus}}) + \{[0.75 + 0.15C_{p_c}(298.15 \text{ K})] \\ \times (T_m - 298.15) - [10.58 + 0.26C_{p_l}(298.15 \text{ K})] \\ \times (T_m - 298.15)\}. \end{aligned} \quad (6)$$

An uncertainty ($\pm 2\sigma$) of one third the temperature adjustment has been associated with the use of Eqs. (5) and (6) in Table 4. The uncertainty has been assigned arbitrarily.

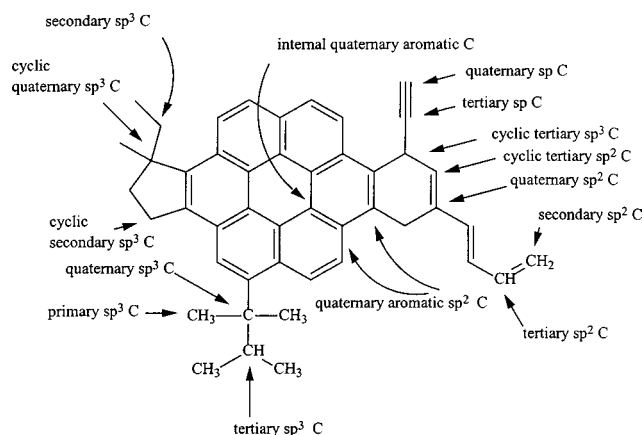


FIG. 2. A hypothetical molecule illustrating the different hydrocarbon groups in estimating C_p .

5. A Thermochemical Cycle: Sublimation, Vaporization, and Fusion Enthalpies

The use of a thermochemical cycle is an extremely effective manner of evaluating the quality of enthalpy data associated with phase changes. It should be emphasized at the start that internal consistency within a cycle does not guarantee that all the data are necessarily of high quality. Sublimation enthalpy is related to the sum of the fusion and vaporization enthalpies, Eq. (7), provided all are referenced to the same temperature. Vaporization enthalpy is the larger of

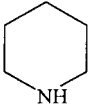
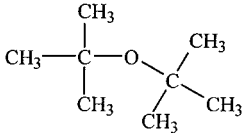
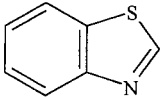
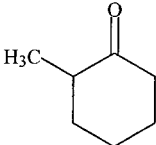
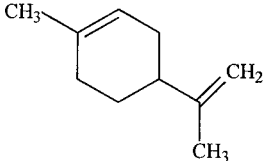
$$\begin{aligned} \Delta_{\text{sub}}H_m (298.15 \text{ K}) = \Delta_{\text{vap}}H_m(298.15 \text{ K}) \\ + \Delta_{\text{fus}}H_m(298.15 \text{ K}) \end{aligned} \quad (7)$$

the two enthalpies on the right hand side of the equation. Since fusion enthalpies of solids usually decrease when adjusted to 298.15 K, the latter contributes a smaller amount to the sublimation enthalpy, particularly if the melting point of the material is high. Thus an accurate vaporization enthalpy can tolerate a less accurately determined fusion enthalpy. This is fortunate since as discussed below, there is a physical basis for variance in fusion enthalpy.

Many solids exhibit polymorphism or undergo solid-solid phase transitions. These may occur unnoticed. Solid-solid phase transitions occurring below $T = 298.15 \text{ K}$ generally do not pose a problem if the vaporization and sublimation enthalpy measurements are conducted at temperatures above the phase change. Enthalpic differences between polymorphic forms generally tend to be small in relation to solid-gas, liquid-gas transitions. Since the smaller $\Delta_{\text{fus}}H_m(298.15 \text{ K})$ term in Eq. (7) is the one affected by polymorphism, this phenomena should not have a large effect on the quality of the thermochemical cycle, even if the sublimation and fusion enthalpy measurements are conducted on different polymorphic forms. In many cases the sublimation enthalpy measured directly should compare favorably with the sum of the fusion and vaporization enthalpy. Yet often this is not the case.

The results given in Table 4 illustrate some of the situations that can arise when constructing a thermochemical

TABLE 3. Some estimations of $C_{p,l}$ (298.15 K) and $C_{p,c}$ (298.15 K) using group values

CH ₃ CH ₂ CO ₂ H	$C_{p,l}(298.15\text{ K}) = 34.9 + 31.9 + 87.4 = 154.2\text{ J mol}^{-1}\text{ K}^{-1}$ (152.8) ^a $C_{p,c}(298.15\text{ K}) = 116.6\text{ J mol}^{-1}\text{ K}^{-1}$
	$C_{p,l}(298.15\text{ K}) = 5 \cdot 25.9 + 28.6 = 175.5\text{ J mol}^{-1}\text{ K}^{-1}$ (179.9) ^b $C_{p,c}(298.15\text{ K}) = 146.9\text{ J mol}^{-1}\text{ K}^{-1}$
	$C_{p,l}(298.15\text{ K}) = 6 \cdot 34.9 + 2 \cdot 14.0 + 29.8 = 267.2\text{ J mol}^{-1}\text{ K}^{-1}$ (278.2) ^b $C_{p,c}(298.15\text{ K}) = 259.4\text{ J mol}^{-1}\text{ K}^{-1}$
	$C_{p,l}(298.15\text{ K}) = 4 \cdot 21.8 + 2 \cdot 15.3 + 33.8 + 20.7 + 21.8 = 194.1\text{ J mol}^{-1}\text{ K}^{-1}$ (189.5) ^b $C_{p,c}(298.15\text{ K}) = 137.1\text{ J mol}^{-1}\text{ K}^{-1}$
	$C_{p,l}(298.15\text{ K}) = 4 \cdot 25.9 + 34.9 + 20.6 + 46.4 = 205.5\text{ J mol}^{-1}\text{ K}^{-1}$ (204.6) ^b $C_{p,c}(298.15\text{ K}) = 181\text{ J mol}^{-1}\text{ K}^{-1}$
	$C_{p,c}(298.15\text{ K}) = 2 \cdot 34.9 + 3 \cdot 25.9 + 25.8 + 21.7 + 21.8 + 21.2 + 20.6 = 258.6\text{ J mol}^{-1}\text{ K}^{-1}$ (249.0) ^b $C_{p,c}(298.15\text{ K}) = 232.2\text{ J mol}^{-1}\text{ K}^{-1}$

^aSee Ref. 8.^bSee Ref. 14.

cycle based on phase changes. The sublimation enthalpy of *p*-nitroaniline has been measured frequently and reproducibly. The value of $(100.9 \pm 1.0)\text{ kJ mol}^{-1}$ is the mean value of nine measurements. Two measurements of the fusion and vaporization enthalpy are also available. Both fusion enthalpies are in good agreement with each other; the mean value is reported in Table 4. Comparison of the vaporization enthalpies at $T = 298.15\text{ K}$ results in values with a 12 kJ mol^{-1} discrepancy. In this instance the experimental sublimation enthalpy falls halfway between the two values calculated by Eq. (7). The experimental data suggest a vaporization enthalpy of 85.5 kJ mol^{-1} . This is an instance where the vaporization enthalpies are in disagreement; disagreement between sublimation enthalpies is the more common occurrence.

Data for 1,6-hexanedioic acid represents results that are more typical. The fusion and vaporization enthalpies have been measured once while the sublimation enthalpy has been reported three times. In this instance good agreement is ob-

served between three of the four sublimation values.

Acetanilide provides a different but similar example. The sublimation enthalpies calculated using Eq. (6) are slightly larger than the two direct measurements. The data suggest a vaporization enthalpy of 73.9 and a sublimation enthalpy of 90 kJ mol^{-1} at $T = 298.15\text{ K}$.

The vaporization and sublimation enthalpies of 4-chlorobiphenyl have been reported a number of times. One set of sublimation enthalpies cluster around 83 kJ mol^{-1} and the other around 75 kJ mol^{-1} . A distinction between these two possibilities is possible by examining the vaporization enthalpies of the isomeric 2- and 3-chlorobiphenyls (see Table 6). The vaporization enthalpies of these isomeric materials would be expected to be similar. On this basis, a vaporization of around 72 kJ mol^{-1} and a sublimation enthalpy of approximately 83 kJ mol^{-1} for 4-chlorobiphenyl at $T = 298.15\text{ K}$ is selected for 4-chlorobiphenyl.

Benzil is a case where all the available data appear to be

TABLE 4. A comparison of experimental sublimation enthalpies and those calculated using Eq. (6); enthalpies in kJ mol^{-1} ; C_p in $\text{J mol}^{-1} \text{K}^{-1}$ ^a

		$\Delta_{\text{fus}}H_m$ (T_{fus})	T_{fus}/K	$\Delta_{\text{vap}}H_m$ (T_m/K)	T_m/K	$\Delta_{\text{sub}}H_m$ (T_m)	T_m/K	C_{p_l}	C_{p_c}	$\Delta_{\text{fus}}H_m$ (298 K)	$\Delta_{\text{vap}}H_m$ (298 K)	$\Delta_{\text{sub}}H_m$ (298 K) [Eq. (6)]	$\Delta_{\text{sub}}H_m$ (298 K) ^a		
C ₆ H ₆ N ₂ O ₂	4-nitroaniline	21.1	420.7	77.9	488	100.7	298	235.8	164.7	15.4±1.9	91.5±4.5	106.9±4.9	100.9		
				70	430							79.5±3.2	94.9±3.7		
C ₆ H ₁₀ O ₄	1,6-hexanedioic acid	34.85	426.4	92	447	133.6	298	302.4	213.8	27.6±2.4	105.3±3.5	132.9±4.3	133.6		
						129.3	383								
						140	306.5								132.1±0.9
C ₈ H ₉ NO	acetanilide	21.65	387.5	64.8	488	80.6	313.5	239.1	177.0	17.6±1.3	78.6±4.6	96.2±4.7	81.0±0.1		
				66.3	402	87.2	326.5					73.9±2.4	91.4±2.8	88.0±0.3	
C ₁₂ H ₉ Cl	4-chlorobiphenyl	13.32	348.6	71.6	298	86	278	272.9	211.7	10.8±0.8	71.6	82.4±0.8	85.3±0.2		
				66.8	368	73.7	326					72.5±1.7	83.3±1.9	74.6±0.3	
				59	384							66.0±2.1	76.8±2.2		
				65.9	466							79.6±4.0	90.4±4.1		
C ₁₄ H ₁₀ O ₂	benzil	23.1	368	69.2	416	98.4	329	351.6	248.0	18.6±1.5	81.2±2.8	99.8±2.2	99.62.0		
C ₁₄ H ₂₂ O	2,6-di- <i>t</i> -butylphenol	16.57	310.7	60.4	401	84.6	298	401.8	311.1	15.7±0.3	72.2±2.4	88.0±2.5	84.6		
						81.5	298								
						110.9	298								
						110.9	298								
C ₁₆ H ₁₀	fluoranthene	18.8	383.3	62.3	518	98.3	298	310.5	226.6	14.0±1.6	82.4±5.3	96.4±5.5	98.3		
				86.2	495	84.6	303				104.2±4.7	118.2±5.0	84.8±0.1		
				77.4	398	99.2	298				86.5±2.4	100.5±2.9	99.2		
				102.1	340								103.6±0.5		
				102.6	328								103.6±0.3		
C ₁₇ H ₃₄ O ₂	methylhexadecanoate	68.16	307.2	69.6	302	152.3	296	579.6	490.1	67.4±0.3	70.2±0.1	137.6±0.3	152.±0.1		
				82.4	426					54.7±0.2	103.0±3.1	170.6±3.1			
				82.6	393						97.9±2.3	165.3±2.3			
				71.4	437						93.8±3.3	161.2±3.3			
				55.35	305.2							125.0±0.2			

^aSee Ref. 7. $\Delta_{\text{fus}}H_m(T_{\text{fus}})$ and $\Delta_{\text{vap}}H_m(T_m)$ refer to the fusion and vaporization enthalpy at the melting point and mean temperature of measurement; fusion enthalpies are from Chickos *et al.*⁶ and Domalski and Hearing¹⁴; sublimation enthalpies from Chickos and Acree;⁷ vaporization enthalpies from Table 6; uncertainties in fusion and vaporization enthalpies ($\pm 2 \sigma$) are those associated with the temperature adjustment only.

internally consistent. The fusion enthalpy reported is the average of two literature values.¹⁴ Similarly with 2,6-di-*t*-butylphenol and fluoranthene. The sublimation enthalpies measured directly and those calculated by Eq. (7) agree within $\pm 4.0 \text{ kJ mol}^{-1}$, which is the accuracy typical of many experimental sublimation and vaporization enthalpy measurements.

The scatter of data obtained for methyl hexadecanoate illustrate another common situation that can arise when data from the literature are examined. Two fusion enthalpies and several vaporization enthalpies have been reported which are not in particularly good agreement. Using the value of the sublimation enthalpy as a guide, consistent results are obtained if the fusion enthalpy of 54.7 kJ mol^{-1} (298.15 K) is combined with the mean of the last three vaporization enthalpies, $98.3 \pm 5.3 \text{ kJ mol}^{-1}$, resulting in a sublimation enthalpy of $152.9 \pm 5.4 \text{ kJ mol}^{-1}$.

6. Estimation of Vaporization Enthalpies

Vaporization enthalpy is a property that is successfully modeled by various computational methods. Many estimation methods in the chemical engineering literature have been developed to provide vaporization enthalpies near or at

the boiling point and are accurate to a few %. Some require critical constants and other parameters that may have to be estimated themselves. A summary of some of the existing methods and their applications can be found in the book edited by Lyman *et al.*¹⁰ (see also Ref. 15). The estimation of vaporization enthalpy at or near the boiling point continues to be a topic of recurring interest.^{16–23}

A number of methods and equations for the estimation of vaporization enthalpies at $T = 298.15 \text{ K}$ have also been developed. Some model vaporization enthalpies on concepts of group additivity while some are based on other thermodynamic principles.^{24–35} Details on the application of some of these methods in estimating vaporization enthalpies are available.^{4,10,25}

7. Vaporization Enthalpy Compendium

Vaporization enthalpies reported from the 1880s to 2002 are included in Tables 6 and 7. Table 5 contains a listing of the acronyms and abbreviations that are used in both tables. Table 6 contains vaporization enthalpy data for organic compounds; Table 7 contains similar information for a selected number of organometallic and inorganic substances. Information in the tables is organized as described below.

TABLE 5. A list of acronyms and abbreviations used in Tables 6 and 7

A	calculated from the vapor pressure data reported by the method of least squares
B	calculated from the difference of the enthalpies of sublimation at temperature T , and fusion at the melting point
BG	Bourdon gauge
C	calorimetric determination
GC	gas chromatography
GCC	gas chromatography-calorimetry
CGC	correlation gas chromatography
DM	diaphragm manometer
DSC	differential scanning calorimeter
EB	ebullometry
EST	estimated value
GS	gas saturation, transpiration
HG	Heise gauge
HSA	head space analysis
I	isoteniscope
IPM	inclined piston manometry
ME	mass effusion-Knudsen effusion
MG	McLeod gauge
MM	mercury manometer
NA	not available at the time of publication
OM	oil manometer
RG	Rodebush gauge
SG	spoon gauge
STG	strain gauge
T	tensimeter
TE	torsion effusion
UV	ultraviolet absorption

Compounds are arranged according to molecular formula. The compound's name, occasionally a synonym, and the CAS registry number are included on the first line. The range of temperatures studied is the next entry in the table. For measurements performed at a constant temperature or when not specified, this entry is left blank. The vaporization enthalpy at the mean temperature of measurement, $\Delta_{\text{vap}}H_m(T_m)$, is the next entry followed by the mean temperature (T_m/K), an acronym or abbreviation briefly describing the type of measurement and the reference to the original work. In some cases the type of measurement was not available, or recorded. In these instances this entry was left blank. If the authors of the work have adjusted their results to 298.15 K, then this information along with the reference is entered on the third line. This information is repeated for multiple measurements. The measurements are arranged in reverse chronological order. Entries for compounds with deuterium substitution are listed after the unlabeled parent.

The authors have made an effort to present the data accurately and without error. Much of the earlier data have been retrieved with the aid of existing compendia that have been published over the years. Most of these compendia include references to the original literature. A notable exception is the very useful reference *Handbook of the Thermodynamics*

of Organic Compounds by Stephenson and Malanowski published in 1987 by Elsevier Science Publishing Co. Some of the data included in this compendium, notably for the higher n -alkanes and haloalkanes, appears to be data that have been estimated.^{36,37} Estimated vaporization enthalpies are generally not included in Table 5 unless the data are reported in the Stephenson and Malanowski compendium or the source is identified. The reader should exercise some caution when using data that are not referenced to the primary literature. Additionally, some of the information has originated from non-English language journals with translations occasionally provided by the author's students. These tables, having been compiled over a period of twenty years, have gone through numerous revisions. Some errors have been corrected; however it is unlikely that all of them have been detected. The reader is encouraged to consult the original literature when using this data.

Several sources of data contains vapor pressure data represented in the form of the Antoine equation [Eq. (8)], where P represents the vapor pressure, T is the temperature in K, and A , B , and C are the Antoine constants obtained from treatment of the vapor pressure-temperature data

$$\log_{10} P = A - B/(C + T). \quad (8)$$

Vaporization enthalpies were calculated from the Antoine constants in one of two ways. A Lotus macro was written to calculate vapor pressures using the Antoine constants over a 30 K temperature range; the resulting vapor pressure-temperature data were reformulated in terms of the integrated form of the Clausius-Clapeyron equation. A $\ln P$ versus $1/T$ linear regression analysis provided $\Delta_{\text{vap}}H_m(T_m)/R$ at the mean temperature, T_m , of the 30 K range. The 30 K temperature range was chosen closest to $T = 298.15$ K but within the temperature range specified. Alternatively, vaporization enthalpy was calculated using the Antoine constants from the following equation:

$$\Delta_{\text{vap}}H_m(T_m) = 2.303RB[T_m/(T_m + C)]^2. \quad (9)$$

Temperatures were chosen to lie with the range of measurement, often at the mean temperature. In a number of instances, the authors only provide vapor pressure-temperature data. In these instances, a vaporization enthalpy was calculated from the data as described above.

An examination of data in Tables 6 and 7 reveals that many compounds have been measured repeatedly. All the data here are treated equally; there has been no attempt to recommend or identify recommended values. A critical evaluation of the data is beyond the scope of this compendium. However, the reader should be aware of a number of critical reviews that are available. The IUPAC monograph, "Enthalpies of Vaporization of Organic Compounds by Majer and Svoboda"¹² is among the most extensive evaluations available. Others are included in the references associated with Tables 6 and 7. The reader is encouraged to consult these references before deciding on the best value to use.

TABLE 6. Enthalpies of vaporization of organic compounds, 1880–2002

Molecular formula	Compound (Temperature range/K)	$\Delta_{\text{vap}}H_m$ (kJ mol ⁻¹)	Mean temperature (T_m /K)	Method	CAS registry number Reference
CBrClF ₂	bromochlorodifluoromethane				[353-59-3]
	(268–324)	23.0	(283)	A	[87/5]
	(194–287)	23.1	(272)	A	[87/5]
	(321–403)	22.4	(336)	A	[87/5]
	(403–427)	23.1	(415)	A	[87/5]
	(178–283)	26.0	(193)		[79/12]
CBrCl ₃	bromotrichloromethane				[60/16][84/9]
	(273–387)	35.0	(288)		[75-62-7]
	(294–443)	36.1	(309)	A	[79/12]
CBrF ₃	bromotrifluoromethane				[87/5][70/16]
	(276–340)	17.8	(291)	A	[75-63-8]
	(160–267)	17.7	(252)	A	[87/5]
CBrFO	carbonic bromide fluoride				[79/12]
	(197–256)	22.9	(241)	A	[753-56-0]
CBrN	cyanogen bromide				[87/5]
CBrN ₃ O ₆	bromotrinitromethane	45.9	(288)		[506-68-3]
	(273–313)				[54/14][84/9]
CBr ₂ F ₂	dibromodifluoromethane	47.8	(326)	A	[560-95-2]
	(318–335)				[87/5][70/10]
CBr ₃ F	dibromodifluoromethane	26.1	(282)	A	[75-61-6]
	(247–297)				[87/5][59/1]
	(156–218)	18.6	(203)		[79/12][70/16]
CBr ₄	tribromofluoromethane	34.4	(330)	A	[48/7]
	(315–380)				[353-54-8]
CClFO	carbon tetrabromide	48.3	(390)		[558-13-4]
	(375–463)	48.2	(384)	A	[79/12]
	(369–463)				[87/5][47/5]
CClF ₂ NO	carbonic chloride fluoride	22.7	(196)	A	[353-49-1]
	(165–211)	22.0	(192)		[87/5][64/3]
CClF ₂ NO	difluorocarbonyl chloride	25.8	(219)	A	[48/17]
	(189–234)				[16847-30-6]
CClF ₃	chlorotrifluoromethane	16.0	(283)	A	[87/5]
	(268–302)	17.0	(170)	A	[75-72-9]
	(133–185)	15.7	(231)	A	[87/5]
	(184–246)	15.7	(257)	A	[87/5]
	(243–271)	16.8	(177)	A	[87/5][79/12]
	(145–192)	17.1	(177)	A	[87/5]
	(124–191)	NA			[47/5]
	(134–298)				[41/13]
CClF ₃ O	trifluoromethyl hypochlorite	21.2	(211)	A	[22082-78-6]
	(160–226)	19.6	(204)	A	[87/5]
	(142–219)				[87/5]
CClF ₃ O ₂	peroxyhypochlorous acid, trifluoromethyl ester	23.4	(281)	A	[32755-26-3]
	(163–296)				[87/5]
CClF ₃ O ₃ S	fluorosulfuric acid, chlorodifluoromethyl ester	32.1	(243)		[6069-31-4]
	(227–309)	34.6	(243)	A	[99/16]
	(228–310)				[87/5][66/15]
CClF ₃ S	trifluoromethanesulfonyl chloride	24.5	(260)	A	[421-17-0]
	(247–272)				[87/5][99/16]
CClF ₄ N	difluoro(difluorochloromethyl)amine	26.6	(262)	A	[13880-71-2]
	(209–277)				[87/5]
CClF ₄ NO ₂ S	chloro(trifluoromethyl) sulfamoyl fluoride	28.8	(273)	A	[19419-95-5]
	(253–288)				[87/5][99/16]
CClF ₄ NO ₁₂ S ₄	fluorosulfuric acid, bis[[fluorosulfonyl]oxy]amino]chloromethylene ester	42.6	(424)		[53684-03-0]
					[75/21]
CClF ₇ S	chlorotetrafluoro (trifluoromethyl) sulfur	25.9	(323)		[42179-04-4]
	(293–353)				[99/16]
CCIN	cyanogen chloride	32.2	(271)		[506-77-4]
	(196–286)				[47/5]
CCl ₂ FNO	dichlorocarbamic fluoride	40.7			[32751-02-3]
					[72/40]

TABLE 6. Enthalpies of vaporization of organic compounds, 1880–2002—Continued

Molecular formula	Compound (Temperature range/K)	$\Delta_{\text{vap}}H_m$ (kJ mol ⁻¹)	Mean temperature (T_m /K)	Method	CAS registry number Reference
CCl ₂ F ₂	dichlorodifluoromethane				[75-71-8]
	(282–345)	20.0	(297)	A	[87/5]
	(173–244)	21.4	(229)	A	[87/5]
	(173–240)	21.6	(225)	A	[87/5]
	(236–285)	20.4	(270)	A	[87/5]
	(341–385)	20.5	(356)	A	[87/5]
	(172–279)	22.9	(187)		[79/12]
CCl ₂ F ₃ N	(154–243)	21.5	(228)		[47/5]
	N,N-difluoro-1,1-dichloro-1-fluoromethylamine				
	(209–277)	27.0	(262)	I	[70/15]
CCl ₂ F ₃ N	N,N-dichloro-1,1,1-trifluoromethylamine				[13880-73-4]
	(226–291)	25.8	(276)	A	[87/5]
CCl ₂ F ₃ N	N,1-dichloro-N,1,1-trifluoromethylamine				
	(226–291)	26.4	(258)		[71/17]
CCl ₂ F ₃ NS	(trifluoromethyl)imidodisulfurous dichloride				[10564-47-3]
	(284–344)	35.4	(298)		[99/16]
	(283–362)	33.7	(298)	A	[87/5]
CCl ₂ F ₃ P	(trifluoromethyl)dichlorophosphine				[421-58-9]
	(208–276)	29.2	(260)		[64/4]
CCl ₂ F ₃ PS	dichloro(trifluoromethylthio)phosphine				[18799-78-5]
	(293–363)	31.7	(308)	A	[87/5][99/16]
					[60/25]
CCl ₂ O	phosgene				[75-44-5]
	(280–341)	24.5	(295)	A	[87/5]
	(240–281)	25.7	(266)	A	[87/5]
	(338–410)	24.5	(353)	A	[87/5]
	(406–455)	24.4	(421)	A	[87/5]
	(215–248)	27.0	(233)		[48/2]
	(180–273)	25.8	(258)		[47/5]
CCl ₃ F	trichlorofluoromethane				[75-69-4]
	(213–301)	28.5	(228)	A	[87/5]
	(213–249)	28.2	(234)	A	[87/5]
	(295–363)	25.6	(310)	A	[87/5]
	(357–429)	24.7	(372)	A	[87/5]
	(424–468)	25.1	(439)	A	[87/5]
	(237–293)	27.3	(251)		[79/12]
	(237–293)	27.1	(276)		[41/4]
		25.2	(290)	C	[41/4]
	(244–334)	26.4	(259)		[40/1]
CCl ₃ F ₂ N	N,N-difluoro-1,1,1-trichloromethylamine				
	(252–325)	33.4	(267)	I	[87/5][70/15]
CCl ₃ F ₂ N	N,1,1-trichloro-N,1-difluoromethylamine				
	(273–319)	27.8	(296)		[71/17]
CCl ₃ F ₂ P	difluoro(trichloromethyl)phosphine				[1112-03-4]
	(289–313)	32.5	(301)	A	[87/5]
CCl ₃ NO	trichloronitrosomethane				[3711-49-7]
	(253–333)	32.4	(268)	A	[87/5]
CCl ₃ NO ₂	trichloronitromethane				[76-06-2]
	(273–333)	39.3	(288)	A	[87/5]
	(301–449)	38.5	(316)	A	[87/5][70/16]
	(247–385)	40.0	(262)		[47/5]
CCl ₄	carbon tetrachloride				[56-23-5]
	(349–416)	30.4	(364)	A	[87/5]
	(412–497)	29.2	(427)	A	[87/5]
	(494–555)	30.6	(509)	A	[87/5]
		32.4	(298)	C	[80/1]
	(262–349)	33.7	(277)	A, EB	[87/5][72/6]
	(293–351)	32.3	(308)		[59/2]
	(313–338)	31.7	(325)		[53/1]
CFIO	carbonyl fluoride iodide				
	(230–292)	26.1	(277)	A	[87/5]
CFN	cyanogen fluoride				[1495-50-7]
	(201–227)	22.4	(214)	A	[87/5][64/25]
					[70/16]

TABLE 6. Enthalpies of vaporization of organic compounds, 1880–2002—Continued

Molecular formula	Compound (Temperature range/K)	$\Delta_{\text{vap}}H_m$ (kJ mol ⁻¹)	Mean temperature (T_m /K)	Method	CAS registry number Reference
CFNO ₃ S	sulfuryl fluoride isocyanate (294–335)	36.5	(309)	A	[1495-51-8] [87/5][99/16]
CFNO ₆ S ₂	pyrosulfuryl fluoride isocyanate (330–405)	40.9	(345)	A	[27931-74-4] [87/5][99/16]
CFN ₃ O ₆	fluorotrinitromethane (274–358)	34.2	(289)	A, T	[1840-42-2] [87/5][66/13]
CF ₂ N ₂ OS	cyanimidodisulfuryl fluoride (262–354)	37.2	(277)	A	[19073-57-5] [87/5][99/16]
CF ₂ N ₂ O ₄	difluorodinitromethane (283–310)	41.4	(296)	A	[1185-11-1] [87/5][73/25]
CF ₂ N ₂ S	N-cyano-S,S-difluorosulfilimine (271–320)	44.1	(286)	A	[14453-41-9] [87/5][99/16]
CF ₂ O	carbonyl fluoride (159–189)	20.0	(174)	A	[353-50-4] [87/5]
CF ₂ O ₄ S	fluoroformyl fluorosulfate (250–296)	27.3	(281)	A	[7519-54-2] [87/5][99/16]
CF ₂ S	thiocarbonyl fluoride (133–211) (178–211)	19.2 17.4	(196) (196)	A A	[420-32-6] [87/5][70/16] [87/5][99/16]
CF ₃ I	iodotrifluoromethane (188–296)	22.5	(281)	A	[62/33] [2314-97-8] [87/5][70/16]
CF ₃ NO	(difluoroamino) carbonyl fluoride (143–217)	21.6	(202)	A, MM	[48/7] [2368-32-3] [87/5][65/23]
CF ₃ NO	trifluoronitrosomethane (141–174)	17.1	(159)	A	[334-99-6] [87/5]
CF ₃ NOS	S,S,-difluoro-N-(fluoroformyl)-sulfilimine (220–323)	37.3	(235)	A	[3855-41-2] [87/5][99/16]
CF ₃ NOS	trifluoromethyl thionitrite (196–215)	25.8	(205)	T	[69/32]
CF ₃ NOS	(N-sulfinyl)-trifluoromethylamine (239–289)	27.0	(274)	A	[10564-49-5] [87/5][99/16]
CF ₃ NO ₂	trifluoronitromethane (238–243)	21.6	(240)	A	[335-02-4] [87/5]
CF ₃ NO ₄	(trifluoromethyl) peroxyhydrate (193–247)	24.8	(232)	A	[50311-48-3] [87/5]
CF ₃ NO ₆ S ₂	N-(fluoroformyl)-N,O-bis(fluorosulfonyl) hydroxylamine (325–392)	36.3	(340)	A	[19252-48-3] [87/5][99/16]
CF ₄	carbon tetrafluoride (195–227) (89–163) (160–197) (116–146) (93–146)	12.1 12.3 11.9 12.4 12.8	(212) (148) (182) (131) (131)	A A A	[75-73-0] [87/5] [87/5] [87/5] [69/6] [33/1][87/5]
CF ₄ N ₂ O	fluoro(trifluoromethyl) diimidoxide (233–267)	27.7	(252)	A	[815-10-1] [87/5]
CF ₄ N ₂ O ₃ S ₂	carbonylbis(imidosulfuryl fluoride) (316–331)	41.3	(323)	A	[25523-80-2] [87/5][99/16]
CF ₄ O	hypofluorous acid trifluoromethyl ester (153–194)	15.5	(179)	A	[373-91-1] [87/5][48/1]
CF ₄ OS	trifluoromethyl sulfinyl fluoride (204–271)	22.7	(256)	A, I	[812-12-4] [87/5][68/15] [70/16][99/16]
CF ₄ O ₂	hydroperoxyfluoric acid trifluoromethyl ester (156–203)	18.7	(188)	A	[34511-13-2] [87/5]
CF ₄ O ₂ S	trifluoromethane sulfonyl fluoride (226–249)	23.4	(237)	A	[335-05-7] [87/5][99/16]
CF ₄ O ₂ S	trifluoromethyl fluorosulfonate (194–269)	25.6	(231)		[60/15]

[Note: The table in Ref. [48/1] gives the temperatures in °C; however, all of the equations and graphs in the article suggest that the temperature should be in Kelvin. We have assumed that the tabulated temperatures are in Kelvin; the results closely correspond to the entry in Ref. [87/5].]

TABLE 6. Enthalpies of vaporization of organic compounds, 1880–2002—Continued

Molecular formula	Compound (Temperature range/K)	$\Delta_{\text{vap}}H_m$ (kJ mol ⁻¹)	Mean temperature (T_m /K)	Method	CAS registry number Reference
CF ₄ O ₄ S	trifluoromethylperoxyfluorosulfonate (233–286)	27.7	(259)		[60/15]
CF ₄ O ₅ S ₂	fluorosulfonic acid trifluoromethane sulfonic acid anhydride (308–338)	32.9	(323)	A	[21595-44-8] [87/5][99/16]
CF ₄ O ₆ S ₂	trifluoromethyl fluorodisulfate (292–351)	34.4	(321)		[60/15]
CF ₅ NO	pentafluoromethoxyamine (167–210)	18.5	(195)	A	[4217-93-0] [87/5][65/19]
CF ₅ OPS	phosphorothionic difluoride, S-trifluoromethyl ester (293–353)	23.1	(323)		[52752-66-6] [99/16]
CF ₅ OPS	trifluoromethylthiophosphoryl difluoride	23.0			[74/38]
CF ₅ O ₃ P	trifluoromethoxyphosphoryl difluoride (225–264)	27.4	(245)		[73/37]
CF ₅ O ₃ P	difluoroperoxyphosphoric acid trifluoromethyl ester (241–280)	32.0	(265)	A	[39125-42-3] [87/5][73/37]
CF ₅ PS	trifluoromethyl thiodifluorophosphine	24.3			[74/38]
CF ₆ N ₂ O ₂ S ₂	N,N'-(difluoromethylene)bisimidodisulfuryl fluoride (283–308)	36.0	(295)		[20094-83-1] [68/21]
CF ₆ N ₂ S ₂	difluoromethane bis(S,S-difluorosulfilimine) (230–313)	36.0	(245)	A	[17686-45-2] [87/5][99/16]
CF ₆ PS	difluoro(trifluoromethylthio)phosphine (293–353)	22.3	(323)		[52752-65-5] [99/16]
CF ₈ OS	pentafluoro(trifluoromethoxy) sulfur (217–262)	24.4	(247)	A	[1873-23-0] [87/5][64/18]
CF ₈ S	trifluoro(pentafluorothio)methane (223–252)	20.2	(253)	I	[01/22]
		23.8	(247)	A	[87/5][99/16]
CF ₉ NOS	tetrafluoro(difluoroamino)(trifluoromethoxy) sulfur (257–298)	28.7	(272)	A	[87/5][64/19]
CF ₁₀ O ₅ S ₂	[μ -(carbonodiperoxato)]decafluoro disulfur	38.1			[60672-59-5] [76/31]
CIN	cyanogen iodide (419–426)	40.0	(423)	A	[506-78-5] [87/5]
		58.3	(313)		[47/5]
CN ₄ O ₈	tetranitromethane (286–373)	43.1	(301)	A	[509-14-8] [87/5]
		42.9	(328)	A	[87/5][84/9] [52/15]
		46.6	(288)		[87/5][84/9] [49/19]
CO	carbon monoxide (68–108)	6.0	(93)	A	[630-08-0] [87/5]
		6.0	(81)		[32/3]
		6.0	(81)	C	[32/3]
COS	carbonyl sulfide (161–284)	20.4	(176)		[463-58-1] [99/16]
		18.3	(299)		[99/16]
		19.5	(209)	A	[87/5]
		19.0±0.1	(214)		[39/5]
		19.5	(209)		[37/2]
CO ₂	carbon dioxide (273–304)	16.7	(288)	A	[124-38-9] [87/5]
		16.4	(258)	A	[87/5]
		16.5	(282)		[72/6]
		25.9	(188)		[56/1]
CS ₂	carbon disulfide (255–354)	28.7	(270)		[75-15-0] [99/16]
		27.1	(369)		[99/16]
		28.5	(275)	A	[87/5]
		27.4	(353)	A	[87/5]
		27.0	(403)	A	[87/5]
		28.7	(505)	A	[87/5]

TABLE 6. Enthalpies of vaporization of organic compounds, 1880–2002—Continued

Molecular formula	Compound (Temperature range/K)	$\Delta_{\text{vap}}H_m$ (kJ mol ⁻¹)	Mean temperature (T_m /K)	Method	CAS registry number Reference
	(255–318)	28.7	(270)	EB	[72/6][87/5]
	(277–353)	28.1	(292)	EB	[62/2]
		28.1±0.1	(282)	C	[62/2]
		27.5±0.1	(298)	C	[62/2]
		26.7±0.1	(319)	C	[62/2]
		27.7	(298)		[61/25]
	(303–358)	27.6	(318)		[46/4]
CHBrF ₂	bromodifluoromethane				[1511-62-2]
	(194–259)	24.0	(244)	A	[87/5]
	(194–288)	24.7	(209)		[79/12]
CHBr ₃	tribromomethane				[75-25-2]
		46.1±0.1	(298)	C	[72/41]
	(320–412)	42.3	(335)	EB	[72/6][79/12]
	(303–373)	44.0	(318)		[41/7][84/9]
CHClF ₂	chlorodifluoromethane				[75-45-6]
	(275–327)	20.0	(290)	A	[87/5]
	(170–233)	21.3	(218)	A	[87/5]
	(230–275)	20.4	(260)	A	[87/5]
	(324–366)	20.1	(339)	A	[87/5]
	(194–310)	21.8	(209)		[79/12]
	(229–236)	21.0	(232)		[64/2]
		20.2	(232)	C	[57/18]
CHCl ₂ F	dichlorofluoromethane				[75-43-4]
	(225–282)	26.1	(267)	A	[87/5]
	(279–344)	25.3	(294)	A	[87/5]
	(341–399)	24.2	(356)	A	[87/5]
	(397–450)	24.1	(412)	A	[87/5]
	(229–236)	U20.9	(233)		[64/2]
	(181–282)	26.2	(267)		[47/5]
	(244–317)	36.7	(259)		[40/1]
CHCl ₂ FO ₃ S	fluorosulfuric acid, dichloromethyl ester				[42016-50-2]
	(275–293)	36.2	(284)	A	[87/5][99/16]
CHCl ₃	chloroform				[67-66-3]
	(306–427)	30.8	(321)		[95/16]
	(227–269)	31.8	(254)	A	[87/5]
	(333–416)	30.4	(348)	A	[87/5]
	(410–481)	28.9	(425)	A	[87/5]
	(479–523)	30.1	(494)	A	[87/5]
		31.1	(298)	C	[80/1]
	(260–333)	32.5	(275)	EB	[72/6]
	(215–334)	35.0	(230)		[47/5]
	(308–333)	30.9	(320)		[38/5]
CHF ₂ I	diiododifluoromethane				[1493-01-2]
	(299–332)	32.9	(314)	A	[87/5][79/12]
					[70/16]
CHFN ₂ O ₄	fluorodinitromethane				[7182-87-8]
	(298–338)	43.6	(313)	A	[87/5]
CHFO	formyl fluoride				[1493-02-3]
	(178–235)	24.4	(220)	A	[87/5][64/3]
					[70/16]
CHF ₂ I	difluoroiodomethane				[1493-03-4]
	(227–287)	26.0	(272)	A	[87/5][79/12]
					[70/16]
CHF ₃	trifluoromethane				[75-46-7]
	(138–190)	18.1	(175)	A	[87/5]
	(198–298)	16.8	(213)	A	[87/5]
	(146–192)	18.0	(177)		[62/1]
CHF ₃ O ₂	trifluoromethyl hydroperoxide				[16156-36-8]
	(248–285)	30.9	(270)	A	[87/5]
CHF ₃ O ₃ S	trifluoromethylsulfonic acid				[1493-13-6]
	(354–435)	47.7	(369)	A	[87/5][99/16]
CHF ₃ S	trifluoromethanethiol				[1493-15-8]
	(167–236)	21.8	(183)		[99/16]

TABLE 6. Enthalpies of vaporization of organic compounds, 1880–2002—Continued

Molecular formula	Compound (Temperature range/K)	$\Delta_{\text{vap}}H_m$ (kJ mol ⁻¹)	Mean temperature (T_m /K)	Method	CAS registry number Reference
CHF ₇ S	(167–236)	21.0	(221)	A	[87/5][99/16] [420-67-7]
	(221–292)	27.5	(237)		[99/16]
	(221–293)	25.6	(278)	A	[87/5][99/16] [74-90-8]
CHN	hydrogen cyanide				
	(259–299)	28.1	(274)	A	[87/5]
	(298–457)	27.8	(313)	A	[87/5]
	(257–315)	28.1	(272)		[75/10]
	(259–294)	28.0	(277)		[34/5]
	(257–319)	28.1	(272)		[26/1]
	(265–300)	27.8	(282)		[26/8]
CDN	(256–319)	27.2	(303)	MM	[26/9]
	deuterium cyanide				[3017-23-0]
	(182–282)	26.2	(267)		[47/5]
CHNO	(265–293)	27.6	(279)		[34/5]
	cyanic acid				[420-05-3]
	(233–268)	30.7	(253)	A	[87/5]
CHNS	(197–267)	NA			[38/2]
	thiocyanic acid				[463-56-9]
CHN ₃ O ₆	(278–396)	28.0	(293)	A	[87/5]
	trinitromethane				[517-25-9]
CH ₂ BrCl	(290–317)	32.6	(303)	A	[87/5][67/25]
	bromochloromethane				[74-95-7]
CH ₂ Br ₂	(226–341)	42.0	(241)	A	[87/5]
	(289–341)	33.5	(304)		[59/1][79/12]
	dibromomethane				[74-95-3]
CH ₂ ClF		37.0±0.1	(298)	C	[72/41]
	(273–373)	36.5	(288)		[79/12]
	(290–409)	37.2	(305)	A, EST	[87/5][56/16] [70/16]
	(238–371)	37.8	(253)		[47/5]
	chlorofluoromethane				[593-70-4]
CH ₂ Cl ₂	(140–264)	23.3	(249)	A	[87/5][70/16]
	dichloromethane				[75-09-2]
CH ₂ F ₂		30.6±0.1	(298)	C	[89/10]
	(311–383)	29.0	(326)	A	[87/5]
		28.8	(298)	C	[80/1]
	(264–311)	30.3	(279)	EB	[72/6]
	(303–313)	29.2	(308)		[60/3]
	(233–313)	30.2	(248)		[48/5]
		NA			[46/17]
	(186–312)	29.4			[27/2]
	difluoromethane				[75-10-5]
	(256–321)	19.9	(271)	A	[87/5]
CH ₂ F ₃ NS	(191–222)	21.2	(207)	A	[87/5]
	(191–258)	20.3	(243)	A	[87/5]
	(316–351)	20.3	(331)	A	[87/5]
	(191–221)	21.2	(206)		[68/5]
	(191–242)	20.6	(227)		[68/5]
	1,1,1-trifluoromethanesulfenamide				[1512-33-0]
	(218–291)	34.1	(276)	A	[87/5][99/16] [60/24]
CH ₂ I ₂	diiodomethane				[75-11-6]
		45.6	(298)	GC	[94/19]
		49.0	(298)	C	[87/4]
	(293–455)	48.8	(307)		[79/12]
CH ₂ O	(356–505)	45.4	(371)	A	[87/5][70/16]
	formaldehyde				[50-00-0]
	(184–251)	24.3	(236)	A	[87/5]
CH ₂ O ₂	(173–251)	24.2	(236)		[35/1][87/5]
	formic acid				[64-18-6]
	(300–392)	35.2	(315)	EB	[87/9]
monomer	(283–384)	36.0	(298)	A	[87/5]
		20.1±0.1	(298)	C	[70/8]

TABLE 6. Enthalpies of vaporization of organic compounds, 1880–2002—Continued

Molecular formula	Compound (Temperature range/K)	$\Delta_{\text{vap}}H_m$ (kJ mol ⁻¹)	Mean temperature (T_m /K)	Method	CAS registry number Reference
		46.3±0.5	(298)		[70/8]
	(310–374)	35.2	(325)		[49/1]
		19.9	(298)		[41/10]
		29.6	(303)		[34/8]
	(273–373)	20.3	(315)		[30/8]
	(273–373)	20.9	(338)		[30/8]
		20.4	(315)	C	[30/8]
		21.1	(338)	C	[30/8]
	(273–307)	36.8	(288)		[1894/1]
	(295–374)	47.7	(374)		[1883/1]
CH ₃ Br	methyl bromide				[74-83-9]
	(223–278)	25.8	(238)		[79/12]
	(201–296)	24.6	(281)	A, EST	[87/5][61/13]
	(203–277)	25.2	(262)		[47/1]
	(203–278)	25.3	(263)		[38/3]
CH ₃ Cl	methyl chloride				[74-87-31]
	(247–310)	22.0	(262)	A	[87/5]
	(368–416)	21.8	(383)	A	[87/5]
	(308–373)	21.0	(323)	A	[87/5]
	(198–278)	22.0	(263)		[48/5]
	(183–250)	22.7	(235)		[47/1]
	(191–249)	23.5	(206)		[46/4]
	(192–249)	22.6	(234)		[40/2]
		20.1	(293)	C	[26/6]
CH ₃ Cl ₂ P	dichloromethyl phosphine				[676-83-5]
	(229–297)	35.5	(282)	A	[87/5][63/29]
CH ₃ F	methyl fluoride				[593-53-3]
	(205–242)	16.9	(227)	A	[87/5]
	(240–288)	16.9	(273)	A	[87/5]
	(141–208)	17.1	(193)	A, EST	[87/5][61/13]
					[70/16]
	(165–217)	16.4	(202)		[87/5][48/15]
					[84/9]
	(170–197)	17.7	(183)	A	[87/5][19/1]
					[84/9]
CH ₃ F ₂ N	N,N-difluoromethylamine				[753-58-2]
	(203–257)	23.5	(242)	A	[87/5]
		22.9	(257)		[60/19]
CH ₃ F ₂ NS	methylimidodisulfurous difluoride				[758-20-3]
	(194–258)	28.7	(226)		[99/16]
	(194–258)	28.6	(243)	A	[87/5][99/16]
CH ₃ F ₂ P	difluoromethyl phosphine				[753-59-3]
	(174–236)	23.4	(221)	A	[87/5]
CH ₃ F ₂ OPS	difluorothiophosphoric, S-methyl ester				[25237-37-0]
	(236–298)	31.2	(251)	A	[87/5][99/16]
CH ₃ F ₂ PS ₂	difluorodithiophosphoric acid, methyl ester				[21348-13-0]
	(253–298)	39.0	(268)	A	[87/5][99/16]
CH ₃ F ₄ NP ₂ S ₂	N,N-bis(difluorothiophosphoryl) N-methylamine				[25741-62-2]
	(273–325)	38.7	(288)	A	[87/5][99/16]
CH ₃ I	methyl iodide				[74-88-4]
	(228–337)	30.4	(243)	A	[87/5]
	(315–502)	26.5	(330)	A	[87/5]
	(208–227)	31.1	(217)		[82/17]
	(259–314)	29.2	(274)	EB	[72/6][79/12]
	(218–315)	30.4	(233)		[47/5]
	(273–307)	28.2	(288)		[36/2]
CH ₃ NO	formamide				[75-12-7]
	(293–377)	70.8	(308)	A	[87/5]
	(415–466)	61.2	(430)	A	[87/5]
		60.2	(298)	A	[85/7][85/6]
	(343–483)	64.0	(358)		[47/5]
CH ₃ NOS	N-sulfinyl methanamine				[4291-05-8]
	(252–277)	31.8	(264)	A	[87/5][99/16]
CH ₃ NO ₂	methyl nitrite				[624-91-9]

TABLE 6. Enthalpies of vaporization of organic compounds, 1880–2002—Continued

Molecular formula	Compound (Temperature range/K)	$\Delta_{\text{vap}}H_m$ (kJ mol ⁻¹)	Mean temperature (T_m /K)	Method	CAS registry number Reference
CH ₃ NO ₂	(218–273)	22.1	(258)	A	[87/5]
	(154–225)	26.2	(190)		[82/2]
		22.6±0.2			[58/19]
		nitromethane			[75-52-2]
	(313–353)	37.2	(298)	CGC	[95/21]
	(405–476)	35.2	(420)	A	[87/5][67/12]
	(328–410)	36.8	(343)	A	[87/5][54/2]
		37.2±0.1	(318)	C	[54/2]
		36.3±0.1	(335)	C	[54/2]
		35.2±0.1	(353)	C	[54/2]
	34.0±0.1	(374)	C	[54/2]	
	38.3±0.1	(298)	C	[47/11]	
CH ₃ NO ₃	methyl nitrate				[598-58-3]
CH ₄	(273–303)	34.8	(288)	A	[87/5]
					[74-82-8]
	(90–120)	8.6	(105)	A	[87/5]
	(115–149)	8.4	(134)	A	[87/5]
	(148–189)	8.7	(174)	A	[87/5]
	(91–127)	8.6	(112)		[72/5][84/9]
	(91–190)	8.5	(175)		[72/5]
		8.1	(137)		[71/28]
	(100–190)	8.6	(175)		[70/4]
		8.2	(112)	C	[61/31]
		7.5	(130)	C	[61/31]
		5.9	(160)	C	[61/31]
		4.0	(180)	C	[61/31]
	(109–189)	8.5	(149)		[61/31]
		8.5±0.1	(99)		[39/5]
		8.6	(101)		[21/1][84/9]
	CH ₄ F ₂ NPS	difluorothiophosphoric acid, N-methylamide			
	(273–325)	39.1	(288)	A	[87/5][99/16]
CH ₄ N ₂	ammonium cyanide				[12211-52-8]
	(222–305)	47.1	(237)		[47/5]
CH ₄ N ₂	methyl diazene				[26981-93-1]
	(195–236)	27.5	(221)	A	[87/5]
CH ₄ N ₂ O ₂	ammonium carbamate				
	(247–331)	54.1	(262)		[47/5]
CH ₄ O	methanol				[67-56-1]
		34.3			[99/32]
	(175–273)	39.2	(258)	A	[87/5]
	(338–487)	36.9	(353)	A	[87/5]
	(188–228)	43.7	(213)	A	[87/5]
	(224–290)	38.9	(275)	A	[87/5]
	(285–345)	38.3	(300)	A	[87/5]
	(335–376)	37.0	(350)	A	[87/5]
	(373–458)	36.1	(388)	A	[87/5]
	(453–513)	35.1	(468)	A	[87/5]
		32.7	(373)	C	[86/17]
		28.1	(423)	C	[86/17]
		20.6	(473)	C	[86/17]
		7.4	(510)	C	[86/17]
	(316–336)	37.5	(331)	EB	[84/26]
	(243–303)	37.8	(298)		[83/14]
	(288–337)	38.3	(303)		[74/9][84/9]
	(337–383)	37.0	(352)		[73/26]
		37.4±0.1	(298)	C	[73/13]
		36.7±0.1	(313)	C	[73/13]
		36.2±0.1	(323)	C	[73/13]
		35.6±0.1	(333)	C	[73/13]
		35.3±0.1	(338)	C	[73/13]
		34.7±0.1	(343)	C	[73/13]
		35.2±0.1	(338)	C	[73/3]
		35.6±0.1	(331)	C	[73/3]
		36.2±0.1	(321)	C	[73/3]

TABLE 6. Enthalpies of vaporization of organic compounds, 1880–2002—Continued

Molecular formula	Compound (Temperature range/K)	$\Delta_{\text{vap}}H_m$ (kJ mol ⁻¹)	Mean temperature (T_m /K)	Method	CAS registry number Reference
		37.0±0.1	(306)	C	[73/3]
	(275–336)	38.7	(290)	EB	[72/6][87/5]
		37.43±0.02	(298)	C	[71/27]
	(288–357)	38.3	(303)	EB	[70/2]
	(353–483)	36.3	(368)		[67/38]
		37.3±0.1	(298)	C	[66/2]
	(278–323)	37.7±0.1	(298)	C	[63/2]
		38.4	(293)		[60/5]
CH ₄ O ₂	methyl hydroperoxide (253–313)	37.7	(268)	A	[3031-73-0] [87/5][51/10]
CH ₄ O ₃ S	methanesulfonic acid (395–440)	73.9	(410)	A	[75-75-2] [87/5][99/16]
CH ₄ S	methyl mercaptan (208–298)	27.2	(223)		[74-93-1] [99/16]
	(267–359)	25.2	(359)	A	[87/5]
	(221–283)	25.7	(268)	A	[87/5]
	(345–424)	23.7	(360)	A	[87/5]
	(414–470)	24.2	(429)	A	[87/5]
		23.8	(298)		[71/28]
	(222–279)	25.8	(264)		[87/5][42/1]
CH ₅ N	methylamine (319–381)	24.8	(334)	A	[74-89-5] [87/5]
	(373–430)	23.5	(388)	A	[87/5]
	(263–329)	26.1	(278)	A	[87/5]
	(223–273)	27.2	(258)	A	[87/5][70/16]
	(190–267)	27.4	(252)		[37/10][84/9]
CH ₅ NO	N-methylhydroxylamine (293–338)	49.7	(308)	A	[593-77-1] [87/5][70/16]
	(313–338)	49.3	(325)	A	[87/5][57/4] [84/9]
CH ₅ NO	O-methylhydroxylamine (228–322)	36.9	(243)	A	[67-62-9] [87/5]
	(210–321)	38.0	(225)		[57/4][84/9]
CH ₆ ClN	methylamine hydrochloride (518–593)	114.5	(533)	A	[593-51-1] [87/5]
CH ₆ N ₂	methylhydrazine (274–299)	41.8	(286)	A	[60-33-4] [87/5][51/1]
C ₂ BrCl ₂ F ₃ O ₄	perchloric acid, 1,2,2-trifluoro-1-chloro-2-bromoethyl ester (273–294)	42.5	(283)	A	[38217-36-6] [87/5][73/19]
C ₂ BrCl ₃ O	trichloroacetyl bromide (265–416)	42.6	(280)	A	[34069-94-8] [87/5][47/5]
C ₂ BrF ₃	bromotrifluoroethylene (260–340)	25.0	(275)	A	[598-73-2] [87/5]
C ₂ BrF ₅ O ₃ S	2-bromotetrafluoroethyl fluorosulfate (273–298)	33.2	(285)		[63/17]
C ₂ BrF ₉ S	pentafluoro(1-bromo-1,2,2,2-tetrafluoroethyl) sulfur (294–330)	30.7	(309)	A	[63011-81-4] [87/5][99/16]
C ₂ Br ₂ ClF ₃	2-chloro-1,2-dibromo-1,1,2-trifluoroethane (343–428)	31.4	(358)	A	[354-51-8] [87/5]
		35.0±0.1	(298)	C	[81/13]
		34.2±0.1	(313)	C	[81/13]
		33.5±0.1	(328)	C	[81/13]
		32.6±0.1	(343)	C	[81/13]
		31.6±0.1	(358)	C	[81/13]
C ₂ Br ₂ F ₄	1,2-dibromotetrafluoroethane (283–357)	28.5	(298)	A	[124-73-2] [87/5]
	(354–443)	26.9	(369)	A	[87/5]
	(440–488)	27.1	(455)	A	[87/5]
		28.4±0.1	(298)	C	[81/13]
		27.5±0.1	(313)	C	[81/13]
		26.5±0.1	(328)	C	[81/13]
	(246–295)	30.0	(280)		[87/5][70/16]
C ₂ ClFN ₂	<i>cis</i> chloro(fluoroimino)acetonitrile (254–320)	31.7	(269)	A	[30915-40-3] [87/5][71/19]

TABLE 6. Enthalpies of vaporization of organic compounds, 1880–2002—Continued

Molecular formula	Compound (Temperature range/K)	$\Delta_{\text{vap}}H_m$ (kJ mol ⁻¹)	Mean temperature (T_m /K)	Method	CAS registry number Reference
C ₂ ClFN ₂	<i>trans</i> chloro(fluoroimino)acetonitrile (257–320)	32.7	(272)	A	[30915-39-0] [87/5][71/19]
C ₂ ClF ₂ NO ₂	chloro(fluorocarbonyl)carbamic fluoride	36.8	(376)		[42016-33-1] [73/21]
C ₂ ClF ₃	chlorotrifluoroethylene (206–262)	21.8	(247)	A	[79-38-9] [87/5]
	(298–379)	20.2	(313)	A	[87/5]
	(206–263)	21.7	(248)		[51/2]
	(195–250)	21.9	(235)		[33/2]
C ₂ ClF ₃ O ₂	chloroformic acid, trifluoromethyl ester (195–273)	24.1	(258)	A	[23213-83-4] [87/5]
C ₂ ClF ₃ O ₄ S	difluorochloroacetic acid, fluorosulfuric acid anhydride (265–352)	39.8	(280)	A	[6069-32-5] [87/5][66/15]
C ₂ ClF ₄ NO	chloro(trifluoromethyl)carbamic fluoride	28.9	(310)		[99/16] [42016-31-9] [73/21]
C ₂ ClF ₄ NO ₄ S	fluorosulfuric acid, chloro(trifluoromethyl)carbamic acid anhydride	28.5	(398)		[42016-34-2] [73/21]
C ₂ ClF ₅	chloropentafluoroethane (262–317)	19.7	(277)	A	[76-15-3] [87/5]
	(234–265)	20.1	(250)	A	[87/5]
	(312–353)	19.7	(327)	A	[87/5]
	(178–234)	20.9	(219)		[66/4]
	(176–235)	20.9	(220)	A	[87/5][55/1]
		19.4±0.1	(234)	C	[55/1]
C ₂ ClF ₅ O	hypochlorous acid, pentafluoroethyl ester (193–248)	25.0	(233)	A	[22675-67-8] [87/5][73/22]
C ₂ ClF ₅ OS	pentafluoroethanesulfinyl chloride (273–338)	32.7	(288)	A	[39937-08-1] [87/5][64/22] [99/16]
C ₂ ClF ₅ O ₃ S	2-chlorotetrafluoroethyl fluorosulfate (248–330)	32.9	(289)		[63/17]
C ₂ ClF ₅ O ₆ S ₂	1,2,2-trifluoro-1-chloro-1,2-ethanediol <i>bis</i> (fluorosulfate) (308–406)	53.2	(323)	A	[1957-17-1] [87/5][99/16]
C ₂ ClF ₆ NOS	(pentafluoroethyl)imidodisulfurous chloride fluoride	35.6	(326)	I	[74366-11-3] [80/10]
C ₂ ClF ₆ P	<i>bis</i> (trifluoromethyl) chlorophosphine (193–273)	27.8	(258)		[650-52-2] [64/4][84/9]
C ₂ ClF ₆ PS ₂	chloro <i>bis</i> (trifluoromethylthio)phosphine (293–373)	33.0	(333)		[60/25]
C ₂ ClF ₆ NP	[<i>bis</i> (trifluoromethyl)amino]trifluorochlorophosphorous(V) (223–273)	26.4	(248)		[66/23]
C ₂ ClF ₆ S	2-chlorotetrafluoroethylsulfur pentafluoride	28.3	(320)		[646-63-9] [61/21][99/16]
C ₂ Cl ₂ F ₂	1,2-dichloro-1,2-difluoroethylene (191–294)	27.9	(279)	A	[598-88-9] [87/5]
	(240–294)	27.2	(279)		[33/3]
C ₂ Cl ₂ F ₂ N ₂	dichloro(difluoroamino)acetonitrile (238–341)	26.8	(253)	A	[30913-21-4] [87/5][71/19]
C ₂ Cl ₂ F ₂ O	fluorodichloroacetyl fluoride (208–273)	21.8	(258)	A	[354-18-7] [87/5]
C ₂ Cl ₂ F ₃ NO	N,N'-dichloro-2,2,2-trifluoroacetamide	40.9			[32751-03-4] [72/40]
C ₂ Cl ₂ F ₃ NOS	S,S-dichloro-N-(trifluoroacetyl) sulfilimine (306–333)	44.2	(319)	A	[24433-67-8] [87/5][69/22] [99/16]
C ₂ Cl ₂ F ₃ NO ₂ S	(trifluoromethyl)sulfonyl carbonimidic dichloride (312–405)	44.1	(327)	A	[51587-33-8] [87/5][99/16]
C ₂ Cl ₂ F ₄	1,1-dichloro-1,2,2,2-tetrafluoroethane (231–373)	23.5	(246)	A	[374-07-2] [87/5][70/16]
		23.2	(233)	BG	[55/20]
		22.5	(273)	BG	[55/20]
		20.8	(313)	BG	[55/20]
		17.7	(353)	BG	[55/20]

TABLE 6. Enthalpies of vaporization of organic compounds, 1880–2002—Continued

Molecular formula	Compound (Temperature range/K)	$\Delta_{\text{vap}}H_m$ (kJ mol ⁻¹)	Mean temperature (T_m /K)	Method	CAS registry number Reference
C ₂ Cl ₂ F ₄	1,2-dichloro-1,1,2,2-tetrafluoroethane				[76-14-2]
	(277–391)	24.3	(292)	A	[87/5]
	(210–277)	25.1	(262)	A	[87/5]
	(178–277)	25.3	(261)		[47/5]
C ₂ Cl ₂ F ₄ O ₄	perchloric acid, 1,1,2,2-tetrafluoro-2-chloroethyl ester				[38126-28-2]
	(249–294)	32.6	(279)	A	[87/5][73/19]
C ₂ Cl ₂ F ₅ NS	S,S-dichloro-N-(pentafluoroethyl) sulfilimine				[10564-48-4]
	(297–375)	37.4	(312)	A	[87/5][99/16]
C ₂ Cl ₂ F ₈ NP	[bis(trifluoromethyl)amino]difluorodichlorophosphorous (V)				
	(262–305)	32.9	(293)		[66/33]
C ₂ Cl ₃ F ₃	1,1,1-trichloro-2,2,2-trifluoroethane				[354-58-5]
		28.1±0.1	(298)	C	[80/9]
		27.2±0.1	(313)	C	[80/9]
		26.3±0.1	(328)	C	[80/9]
	(297–319)	28.9	(308)		[80/9]
	(286–310)	29.2	(298)	A	[87/5][63/6]
C ₂ Cl ₃ F ₃	1,1,2-trichloro-1,2,2-trifluoroethane				[76-13-1]
	(273–319)	28.3	(288)	A	[87/5]
	(238–364)	30.9	(253)	A	[87/5]
	(360–473)	26.9	(375)	A	[87/5]
	(297–317)	28.8	(307)	A	[87/5]
		28.4±0.1	(298)	C	[80/9]
		27.5±0.1	(313)	C	[80/9]
		26.6±0.1	(328)	C	[80/9]
		28.2±0.4	(298)		[74/5]
	(273–318)	28.2	(288)		[63/6]
	(248–356)	30.8	(263)		[40/1]
	(243–353)	NA			[39/7]
C ₂ Cl ₃ F ₃	trichlorotrifluoroethane				
	(248–352)	30.5	(263)		[38/4]
C ₂ Cl ₃ F ₃ O ₄	perchloric acid, 1,2,2-trifluoro-1,2-dichloroethyl ester				[38126-27-1]
	(273–296)	26.9	(284)	A	[87/5]
C ₂ Cl ₃ N	trichloroacetonitrile				[545-06-2]
	(289–357)	35.1	(304)	A	[87/5][70/16]
	(289–356)	34.7	(304)		[54/4]
C ₂ Cl ₄	tetrachloroethylene				[127-18-4]
	(307–393)	38.4	(322)		[95/13]
	(310–393)	38.7	(325)	A	[87/5][72/6]
	(300–380)	38.9	(315)		[70/3][84/9]
	(333–373)	37.6	(348)		[67/30]
	39.6±0.1	(298)	C	[60/1]	
C ₂ Cl ₄ F ₂	1,2-difluorotetrachloroethane				[76-12-0]
		34.6±0.1	(308)	C	[92/11]
		34.1±0.1	(315)	C	[92/11]
		33.6±0.1	(323)	C	[92/11]
		33.1±0.1	(330)	C	[92/11]
		32.6±0.1	(338)	C	[92/11]
	(301–365)	36.6	(316)	A	[87/5]
	(235–293)	36.4	(278)	A	[87/5]
	(312–362)	34.0	(327)	A	[87/5]
	(283–364)	32.7	(298)		[33/4]
C ₂ Cl ₄ F ₂ O ₃ S	2-fluorotetrachloroethyl fluorosulfate				
	(311–437)	42.0	(329)		[63/17]
C ₂ Cl ₄ F ₂ O ₄	perchloric acid, 1,2-difluoro-1,2,2-trichloroethyl ester				[38126-29-3]
	(273–294)	30.2	(283)	A	[87/5][73/19]
C ₂ Cl ₄ F ₄ N ₂	1,2-bis(dichloroamino)tetrafluoroethane				
		43.1			[72/40]
C ₂ Cl ₄ F ₆ OS	pentafluoro(2-fluoro-1,1,2,2-tetrachloroethoxy)sulfur				[762-90-3]
	(314–418)	42.8	(329)	A	[87/5][62/19]
C ₂ Cl ₄ O	tetrachloroethylene oxide				[16650-10-5]
	(308–348)	36.9	(323)	A	[87/5]
C ₂ Cl ₄ O	trichloroacetyl chloride				[76-02-8]
	(305–393)	38.3	(320)	A	[87/5][59/1]
					[70/16]

TABLE 6. Enthalpies of vaporization of organic compounds, 1880–2002—Continued

Molecular formula	Compound (Temperature range/K)	$\Delta_{\text{vap}}H_m$ (kJ mol ⁻¹)	Mean temperature (T_m /K)	Method	CAS registry number Reference
C ₂ Cl ₆	hexachloroethane				[67-12-11]
	(460–513)	40.3	(475)	A	[87/5]
	(345–460)	51.2	(360)	A	[87/5][70/16]
	(305–458)	53.7	(320)		[47/5]
C ₂ D ₄ O	ethylene oxide—d ₄ oxide (230–273)	27.6	(258)		[6552-57-4] [52/2][84/9]
C ₂ FNO ₂	fluorocarbonyl isocyanate (228–264)	33.5	(249)	A	[15435-14-0] [87/5][67/31]
C ₂ F ₂ N ₂ O	difluorocarbonylamidic amide	29.7	(383)		[32837-63-1] [73/23]
C ₂ F ₂ N ₂ O ₂	difluorocarbonisocyanidic amide	33.9	(327)		[32837-64-2] [73/23]
C ₂ F ₂ N ₄ O ₈	1,2-difluoro-1,1,2,2-tetranitroethane (297–323)	62.8	(310)	A	[20165-39-3] [87/5][73/25]
C ₂ F ₂ O ₂	oxalyl fluoride (264–272)	29.7	(268)		[359-40-0] [87/5]
C ₂ F ₂ O ₄	bis(fluorocarbonyl)peroxide (226–266)	30.6	(251)		[692-74-0] [62/3][84/9]
C ₂ F ₃ N	trifluoroacetonitrile				[353-85-5]
	(151–206)	19.3	(191)	A	[87/5]
	(141–203)	19.2	(188)	A	[87/5]
	(197–241)	18.5	(226)	A	[87/5]
	(282–336)	17.4	(309)	A	[87/5]
	(272–311)	17.4	(287)	A	[87/5]
(142–206)	19.2	(191)		[61/2]	
C ₂ F ₃ NO	trifluoromethyl isocyanate (195–228)	22.5	(213)	A	[460-49-1] [87/5]
C ₂ F ₃ NO	trifluoronitrosoethylene (247–250)	25.7	(248)	A	[2713-04-4] [87/5]
C ₂ F ₃ NOS	trifluoromethanesulfinyl cyanide	40.2	(352)	I	[61951-27-7] [77/17]
C ₂ F ₃ NOS	trifluoromethylsulphenyl isocyanate (231–293)	27.9	(278)	A	[691-03-2] [87/5][99/16]
C ₂ F ₃ NO ₂ S	2,2,2-trifluoro-N-sulfinylacetamide (267–302)	36.4	(282)	A	[63/42] [26454-68-2] [87/5][99/16]
C ₂ F ₃ NO ₂ S ₂	trifluoromethanesulfonyl isothiocyanate (297–385)	41.0	(312)	A	[51587-30-5] [87/5][99/16]
C ₂ F ₃ NO ₃ S	trifluoromethanesulfonyl isocyanate (275–345)	36.9	(290)	A	[30227-06-6] [87/5][99/16]
C ₂ F ₃ NS	thiocyanic acid, trifluoromethyl ester (226–294)	32.6	(279)	A	[690-24-4] [87/5][99/16]
C ₂ F ₃ N ₃ O ₆	1,1,2-trifluoro-1,2,2-trinitroethane (313–353)	57.7	(328)	A	[63/42] [20165-38-2] [87/5][73/25]
C ₂ F ₄	tetrafluoroethylene				[116-14-3]
	(197–273)	16.8	(258)	A	[87/5]
	(273–306)	16.6	(288)	A	[87/5]
	(142–208)	18.6	(193)	A	[87/5][53/2] [84/9]
C ₂ F ₄ N ₂	tetrafluoroaminoacetic, nitrile (193–238)	23.9	(223)	A	[5131-88-4] [87/5]
C ₂ F ₄ N ₂ O ₃	1,1,2,2-tetrafluoro-1-nitro-2-nitrosoethane (233–293)	28.8	(278)	A	[679-08-3] [87/5]
C ₂ F ₄ N ₂ O ₄	1,1,2,2-tetrafluoro-1,2-dinitroethane				[356-16-1]
	(303–343)	67.8	(323)		[73/25]
	(259–333)	34.7	(274)	A, I	[87/5][57/19]
C ₂ F ₄ N ₂ O ₆ S ₂	1,2-bis(fluoroformyl)-1,2-bis(fluorosulfonyl)hydrazine (273–296)	49.8	(284)	A	[19252-50-7] [87/5][99/16]
C ₂ F ₄ O	trifluoroacetyl fluoride (161–215)	20.9	(200)	A	[354-34-7] [87/5][72/2]
C ₂ F ₄ O ₂ S	trifluoroethylene sulfonyl fluoride (270–313)	27.0	(285)	A	[684-106] [87/5][99/16]
C ₂ F ₄ O ₃	fluoroperoxyformic acid, trifluoromethyl ester				[16118-40-4]

TABLE 6. Enthalpies of vaporization of organic compounds, 1880–2002—Continued

Molecular formula	Compound (Temperature range/K)	$\Delta_{\text{vap}}H_m$ (kJ mol ⁻¹)	Mean temperature (T_m /K)	Method	CAS registry number Reference
C ₂ F ₄ O ₄ S	(194–249)	27.3	(234)	A	[87/5]
	trifluoroacetyl fluorosulfate				[5762-53-8]
	(262–321)	34.3	(277)	A	[87/5][66/17]
C ₂ F ₄ S ₂	(250–320)	34.9	(265)		[66/4]
	perfluoro-1-3-dithietane				[73/38]
C ₂ F ₅ I	pentafluoroiodoethane (248–283)	20.8	(268)	A	[354-64-3] [87/5]
C ₂ F ₅ NO	pentafluoroacetamide	23.8	(252)	HG	[32822-49-4] [71/18]
C ₂ F ₅ NO	pentafluoronitrosoethane (193–227)	20.9	(212)	A	[354-72-3] [87/5]
C ₂ F ₅ NOS	carbamothioic acid, difluoro-S-(trifluoromethyl) ester	23.0	(315)		[32837-66-4] [73/23]
C ₂ F ₅ NOS	S,S-difluoro-N-(trifluoroacetyl) sulfilimine (240–282)	34.4	(267)	A	[24433-65-6] [87/5][69/22] [99/16]
	1,1,1-trifluoro-N-(fluoroformyl)methanesulfinimidyl fluoride (276–323)	38.9	(291)	A	[28103-61-9] [87/5][99/16]
C ₂ F ₅ NOS	1,1,2,2,2-pentafluoro-N-sulfinyl ethylamine (245–303)	29.0	(260)	A	[10564-50-8] [87/5][99/16]
C ₂ F ₅ NO ₄ S	(fluorosulfonyl)(trifluoromethoxy)carbamoyl fluoride (277–290)	30.3	(283)		[19252-49-4] [99/16]
C ₂ F ₅ N ₃ O ₃	fluoro(1,1,2,2-tetrafluoro-2-nitroethyl)-2-diimide oxide (257–350)	38.0	(272)	A	[755-68-0] [87/5]
C ₂ F ₆	hexafluoroethane				[76-16-4]
	(172–200)	17.3	(186)	A	[87/5]
	(180–196)	17.1	(188)		[48/3]
C ₂ F ₆ IN	N-iodo-bis(trifluoromethyl)amine (261–318)	28.5	(276)	A	[5764-87-4] [87/5]
C ₂ F ₆ IP	bis(trifluoromethyl)phosphinous iodide				[359-64-8]
	(273–320)	33.2	(288)		[64/4][84/9]
C ₂ F ₆ N ₂	hexafluoroazomethane (205–242)	22.9	(227)	A	[372-63-4] [87/5]
C ₂ F ₆ N ₂ O	hexafluoroazoxymethane (274–281)	27.2	(277)	A	[371-56-2] [87/5]
C ₂ F ₆ N ₂ O ₂	1,1,1-trifluoro-N-(nitrosooxy)-N-(trifluoromethyl)methanamine (245–285)	26.8	(270)	A	[359-75-1] [87/5]
C ₂ F ₆ N ₂ O ₂	N-nitroso-O,N-bis(trifluoromethyl)hydroxylamine (272–283)	25.4	(277)	A	[87/5]
C ₂ F ₆ OS	bis(trifluoromethyl)sulfoxide (248–303)	27.9	(263)	A	[30341-37-8] [87/5][99/16]
C ₂ F ₆ OS	pentafluoroethyl sulfinyl fluoride				[20621-31-2]
	(234–293)	28.5	(278)	A, I	[87/5][68/15] [99/16]
C ₂ F ₆ OS ₂	S-trifluoromethyl-(trifluoromethyl)thiosulfinate (293–353)	30.7	(323)		[63548-94-7] [99/16]
C ₂ F ₆ OS ₂	methanesulfonothioic acid, trifluoro-S-(trifluoromethyl) ester	27.8	(329)	I	[76/18]
C ₂ F ₆ O ₂ S	perfluoroethyl fluorosulfate (250–300)	28.8	(275)		[63/17]
C ₂ F ₆ O ₃	bis(trifluoromethyl) trioxide				[17118-18-9]
	(193–248)	24.3	(233)	A	[87/5]
C ₂ F ₆ O ₃ S	trifluoromethanesulfonic acid, trifluoromethyl ester				[3582-05-6]
	(238–294)	29.4	(252)		[99/16]
	(238–294)	27.6	(279)	A	[87/5][65/18]
C ₂ F ₆ O ₄ S	bis(trifluoromethyl)sulfate (219–304)	28.7	(262)		[60/15]
C ₂ F ₆ O ₅ S	peroxysulfuric acid, bis(trifluoromethyl) ester (253–319)	32.0	(268)		[41765-14-4] [99/16]
C ₂ F ₆ O ₆ S ₂	tetrafluoroethylene glycol, bis(fluorosulfate)				[1479-53-4]
	(295–378)	43.7	(310)	A	[87/5][70/16] [99/16]
C ₂ F ₆ O ₇ S ₂	bis(trifluoromethyl) disulfate				

TABLE 6. Enthalpies of vaporization of organic compounds, 1880–2002—Continued

Molecular formula	Compound (Temperature range/K)	$\Delta_{\text{vap}}H_m$ (kJ mol ⁻¹)	Mean temperature (T_m /K)	Method	CAS registry number Reference
C ₂ F ₆ S	(328–357)	38.3	(342)		[60/15]
	<i>bis</i> (trifluoromethyl) sulfide				[371-78-8]
C ₂ F ₆ S ₂		23.6			[52/22]
	<i>bis</i> (trifluoromethyl) disulfide				[372-64-5]
C ₂ F ₇ N		28.8			[52/22]
	perfluorodimethylamine				[359-62-6]
C ₂ F ₇ N	(199–230)	21.4	(215)	A	[87/5]
	(203–233)	18.6	(218)	A	[87/5][49/27]
C ₂ F ₇ NOS	perfluoroethylamine				[354-80-3]
	(171–236)	20.8	(221)	A	[87/5][70/16]
C ₂ F ₇ NO ₃ S	(pentafluoroethyl)imidodisulfuryl fluoride				[59617-28-6]
		30.7			[76/29]
C ₂ F ₇ NO ₃ S	fluorosulfuric acid, 1,1,2,2-tetrafluoro-2-(difluoroamino)ethyl ester				[4188-34-5]
	(276–326)	31.1	(291)	A	[87/5][99/16]
C ₂ F ₇ NO ₁₂ S ₄	fluorosulfuric acid, 1- <i>bis</i> [(fluorosulfonyl)oxo]amino]-2,2,2-trifluoro-ethylidene ester				[53684-02-9]
		43.4	(418)		[75/21]
C ₂ F ₈ NOP	[<i>bis</i> (difluoromethyl)amino] difluorophosphine oxide				
	(233–278)	30.4	(255)		[66/33]
C ₂ F ₈ NOP	phosphorous <i>bis</i> (trifluoromethyl)nitroxide difluoride				
		28.0	(288)		[73/24]
C ₂ F ₈ OS	difluoro- <i>bis</i> -(trifluoromethyl) sulfur				[33716-15-3]
	(239–299)	22.4	(254)	A	[87/5][99/16]
C ₂ F ₈ OS		28.4			[71/34]
	pentafluoro(trifluoroacetyl) sulfur				[82390-51-0]
C ₂ F ₈ O ₃ S	(162–290)	26.6	(177)		[99/16]
	pentafluoro (trifluoroethaneperoxoato) sulfur				[60672-61-9]
C ₂ F ₈ S		28.0			[76/31]
	trifluorovinyl sulfur pentafluoride				[1186-51-2]
C ₂ F ₈ S		25.1	(292)		[61/21]
	difluoro <i>bis</i> (trifluoromethyl) sulfur				[30341-38-9]
C ₂ F ₁₀ OS		28.8			[71/34]
	pentafluoro(pentafluoroethoxy) sulfur				
C ₂ F ₁₀ O ₂ S	(245–287)	27.6	(272)	A	[87/5][62/19]
	tetrafluoro- <i>bis</i> (trifluoromethoxy) sulfur				[2004-38-8]
C ₂ F ₁₀ O ₃ S	(246–302)	29.9	(261)	A	[87/5][64/18]
	(trifluoromethoxy)[(trifluoromethyl)dioxy] sulfur tetrafluoride				[41938-43-6]
C ₂ F ₁₀ O ₃ S ₂	(255–317)	32.5	(270)		[99/16]
	pentafluoro[1,2,2,2-tetrafluoro-1-[(fluorosulfonyl)oxy]ethyl] sulfur				[68010-32-2]
C ₂ F ₁₀ S		34.8			[78/23]
	<i>trans</i> tetrafluoro- <i>bis</i> (trifluoromethyl) sulfur				[42179-02-2]
C ₂ F ₁₁ NS	(233–293)	23.3	(278)	A	[87/5][99/16]
	[<i>bis</i> (trifluoromethyl)amino] sulfur pentafluoride				[13888-13-6]
C ₂ F ₁₂ S ₂	(233–306)	29.3	(248)	A	[87/5][66/21]
					[99/16]
C ₂ N ₂	perfluoro-1,3-dithietane octafluoride				[73/38]
		35.6			[460-19-5]
C ₂ N ₂	cyanogen				
	(240–253)	24.5	(246)	A	[87/5]
C ₂ HBr	(246–273)	23.9	(257)		[25/1]
	(246–273)	23.5	(267)		[25/1]
C ₂ HBrClF ₃	bromoacetylene				[593-61-3]
	(214–273)	25.6	(273)	A	[87/5]
C ₂ HBrClF ₃	2-bromo-2-chloro-1,1,1-trifluoroethane				[151-67-7]
	(298–323)	30.0	(310)	A	[87/5]
C ₂ HBrClF ₃		29.6±0.3	(298)		[81/5]
		29.6±0.1	(298)	C	[80/9]
C ₂ HBrClF ₃		28.7±0.1	(313)	C	[80/9]
		27.8±0.1	(328)	C	[80/9]
C ₂ HBrClF ₃		26.8±0.1	(343)	C	[80/9]
	(227–318)	34.3	(242)		[65/6]
C ₂ HBrClF ₃	(222–329)	33.2	(237)	A	[87/5][63/7]
					[70/16]
C ₂ HBrClF ₃	1-bromo-2-chloro-1,1,2-trifluoroethane				[354-06-3]
		30.0±0.1	(298)	C	[81/13]

TABLE 6. Enthalpies of vaporization of organic compounds, 1880–2002—Continued

Molecular formula	Compound (Temperature range/K)	$\Delta_{\text{vap}}H_m$ (kJ mol ⁻¹)	Mean temperature (T_m /K)	Method	CAS registry number Reference
C ₂ HBrF ₈ S	(1-bromo-2,2,2-trifluoroethyl)sulfur pentafluoride	29.0±0.1	(313)	C	[81/13]
		28.1±0.1	(328)	C	[81/13]
		27.2±0.1	(343)	C	[81/13]
C ₂ HBrF ₈ S		32.0			[82390-50-9] [82/19]
C ₂ HBr ₂ FO ₂	dibromofluoroacetic acid (403–468)	60.2	(418)	A	[353-99-1] [87/5]
C ₂ HBr ₃ O	tribromoacetaldehyde (291–447)	47.8	(306)	A	[115-17-3] [87/5][47/5]
C ₂ HCl	chloroacetylene (204–238)	21.8	(223)	A	[593-63-5] [87/5]
C ₂ HClF ₂	1,1-difluoro-2-chloroethene	23.5	(233)	BG	[359-10-4] [55/20]
		21.4	(273)	BG	[55/20]
		18.5	(313)	BG	[55/20]
		14.1	(353)	BG	[55/20]
C ₂ HClF ₆ OS	<i>trans</i> [(2-chloro-2-fluorovinyl)oxy] sulfur pentafluoride	36.8			[20407-78-7] [68/17]
C ₂ HClF ₆ OS	<i>cis</i> [(2-chloro-2-fluorovinyl)oxy] sulfur pentafluoride	34.3			[20407-79-8] [68/17]
C ₂ HClF ₈ OS	(2-chloro-1,2,2-trifluoroethoxy) sulfur pentafluoride	33.3			[20334-47-8] [68/17]
C ₂ HClF ₁₂ O ₂ S	[(2-chloro-2,2-difluoroethylidene)dioxy]bis(pentafluoro)sulfur	39.0			[20563-90-0] [68/17]
C ₂ HClF ₈ S	(1,1,2-trifluoro-2-chloroethyl) sulfur pentafluoride (279–323)	30.2	(294)	A	[22756-13-4] [87/5][99/16]
C ₂ HCl ₂ F ₃	1,1,1-trifluoro-2,2-dichloroethane (243–448)	26.6±0.3	(298)		[306-83-2] [02/1]
		28.7	(258)	MM	[92/19]
C ₂ HCl ₂ F ₃	1,1,2-trifluoro-1,2-dichloroethane	26.8±0.3	(298)		[354-23-4] [02/1]
C ₂ HCl ₃	trichloroethylene (297–360)	34.2	(313)		[79-01-6] [95/14]
		34.5±0.1	(298)	C	[80/1]
		34.6	(295)		[87/5][70/16]
		36.2	(305)		[44/1]
		35.6	(313)		[12/1][84/9]
C ₂ HCl ₃ F ₂ O ₃ S	fluorosulfuric acid, 2-fluoro-1,1,2-trichloroethyl ester (317–353)	36.6	(332)	A	[42087-88-7] [87/5][99/16]
C ₂ HCl ₃ O	trichloroacetaldehyde (235–371)	36.6	(250)	A	[75-87-6] [87/5][47/5]
C ₂ HCl ₃ O ₂	trichloroacetic acid (326–473)	65.0	(341)	A	[76-03-9] [87/5][70/16]
		57.2	(400)		[59/1]
C ₂ HCl ₄ FS	(dichloromethyl)(fluorodichloromethyl) sulfide (322–352)	46.5	(337)	A	[87/5][99/16] [76-01-7]
C ₂ HCl ₅	pentachloroethane (274–434)	40.9	(289)	A	[87/5]
		45.5	(313)		[30/1]
C ₂ HF ₃ O ₂	trifluoroacetic acid (285–345)	35.9	(300)	A	[76-05-1] [87/5][62/4]
					[70/16][84/9]
C ₂ HF ₅	pentafluoroethane	22.8	(175)	C	[354-33-6] [99/26]
		21.9	(190)	C	[99/26]
		20.9	(205)	C	[99/26]
		20.3	(215)	C	[99/26]
C ₂ HF ₅ O	pentafluorodimethyl ether (216–238)	22.3	(239)	I	[3822-68-2] [01/22]
		19.3	(260)	EB	[96/6]
		17.6	(280)	EB	[96/6]
		15.6	(300)	EB	[96/6]
		20.4	(255)	A	[92/12]
C ₂ HF ₆ NOS	S,S-bis(trifluoromethyl)sulfoximine				[34556-22-4]

TABLE 6. Enthalpies of vaporization of organic compounds, 1880–2002—Continued

Molecular formula	Compound (Temperature range/K)	$\Delta_{\text{vap}}H_m$ (kJ mol ⁻¹)	Mean temperature (T_m /K)	Method	CAS registry number Reference
C ₂ HF ₆ NS ₂	<i>bis</i> (trifluoromethane) sulphenimide (243–293)	35.1	(346)	I	[72/25]
C ₂ HF ₆ OPS	<i>bis</i> (trifluoromethyl) thiophosphinic acid (283–324)	36.5	(268)		[60/24]
C ₂ HF ₆ PS	<i>bis</i> (trifluoromethyl)(mercapto)phosphine (269–304)	38.3	(298)	A	[35814-49-4] [87/5]
C ₂ HF ₆ PS ₂	<i>bis</i> (trifluoromethyl) thiophosphinous acid (217–280)	30.7	(286)		[64/31]
C ₂ HF ₇ S	(2,2-difluoroethenyl) pentafluoro sulfur 27.7	32.9	(265)	A	[1486-19-7] [87/5][99/16] [58636-78-5]
C ₂ HF ₉ S	pentafluoro (1,2,2,2-tetrafluoroethyl) sulfur 28.0				[78/23] [63011-80-3]
C ₂ H ₂	acetylene (258–308)	16.3	(273)	A	[74-86-2] [87/5]
	(192–308)	16.7	(207)	A	[87/5]
	(192–225)	16.7	(210)	A	[87/5]
	(215–308)	17.0	(214)		[71/28]
	(193–207)	16.4	(230)		[64/15]
C ₂ H ₂ Br ₂	<i>cis</i> 1,2-dibromoethylene (299–351)	16.8	(200)		[56/1][84/9] [590-11-4]
		40.6	(314)	A	[87/5][50/2] [70/16]
C ₂ H ₂ Br ₂	<i>trans</i> 1,2-dibromoethylene (277–344)	35.2	(310)	A	[590-12-5] [87/5][70/16]
	(277–343)	42.9	(292)		[50/2][84/9]
C ₂ H ₂ Br ₂ Cl ₂	1,2-dibromo-1,1-dichloroethane (354–519)	45.9	(369)	A	[75-81-0] [87/5][70/16]
C ₂ H ₂ Br ₂ Cl ₂	1,2-dibromo-1,2-dichloroethane (320–379)	45.9	(335)	A	[683-68-1] [87/5]
C ₂ H ₂ Br ₄	1,1,1,2-tetrabromoethane (331–473)	61.5	(346)	A	[630-16-0] [87/5][47/5]
C ₂ H ₂ Br ₄	1,1,2,2-tetrabromoethane (413–573)	56.9	(428)	A	[79-27-6] [87/5][70/16]
C ₂ H ₂ ClFO	chloroacetyl fluoride (273–333)	38.0	(288)	A, GS	[359-14-8] [87/5][48/14]
					[70/16]
C ₂ H ₂ ClFO	fluoroacetyl chloride (273–333)	36.7	(288)	A, GS	[359-06-8] [87/5][48/14]
					[70/16]
C ₂ H ₂ ClF ₃ O ₂ S	chlorosulfurous acid, 2,2,2-trifluoroethyl ester 36.0				[57169-80-9] [75/41]
C ₂ H ₂ ClF ₇ S	(2-chloro-2,2-difluoroethyl)pentafluoro sulfur 32.9				[68010-35-5] [78/23]
C ₂ H ₂ Cl ₂	1,1-dichloroethylene (245–305)	28.4	(260)	A	[75-35-4] [87/5][59/2] [70/16]
C ₂ H ₂ Cl ₂	<i>cis</i> 1,2-dichloroethylene (332–495)	29.3	(347)	A	[156-59-2] [87/5]
	(273–334)	31.5	(288)	A	[87/5][70/16]
	(292–335)	31.6	(307)		[51/3]
	(273–356)	31.8	(288)		[47/4]
C ₂ H ₂ Cl ₂	<i>trans</i> 1,2-dichloroethylene (321–473)	29.0	(336)	A	[156-60-5] [87/5]
	(273–319)	30.1	(288)		[83/2]
	(263–323)	30.4	(278)		[87/5][70/16]
	(235–358)	31.4	(250)		[47/4]
C ₂ H ₂ Cl ₂ F ₂	1,2-dichloro-1,1-difluoroethane (323–493)	27.8	(338)	A	[1649-08-7] [87/5]
C ₂ H ₂ Cl ₂ F ₆ OS	(1,2-dichloro-2-fluoroethoxy)pentafluoro sulfur (temperature not given)	38.8			[20334-44-5] [68/17]
C ₂ H ₂ Cl ₂ F ₆ OS	(2,2-dichloro-2-fluoroethoxy)pentafluoro sulfur (temperature not given)	38.5			[20334-45-6] [68/17]
C ₂ H ₂ Cl ₂ O	chloroacetyl chloride				[79-04-9]

TABLE 6. Enthalpies of vaporization of organic compounds, 1880–2002—Continued

Molecular formula	Compound (Temperature range/K)	$\Delta_{\text{vap}}H_m$ (kJ mol ⁻¹)	Mean temperature (T_m /K)	Method	CAS registry number Reference
C ₂ H ₂ Cl ₂ O ₂	(253–379)	45.0	(268)	A	[87/5][70/16]
	(301–380)	40.8	(316)		[59/1]
	(290–373)	44.1	(305)		[35/5]
C ₂ H ₂ Cl ₂ O ₂	dichloroacetic acid				[79-43-6]
	(317–468)	55.7	(332)	A	[87/5][47/5]
C ₂ H ₂ Cl ₄	1,1,1,2-tetrachloroethane	45.7±0.1	(298)	C	[630-20-6]
	(316–447)	40.1	(331)	A	[87/5][70/16]
C ₂ H ₂ Cl ₄	(332–403)	39.2	(347)		[49/1]
	1,1,2,2-tetrachloroethane				[79-34-5]
C ₂ H ₂ Cl ₄	(377–419)	40.4	(392)	A	[87/5]
	(371–419)	40.8	(394)		[84/20]
C ₂ H ₂ Cl ₄	(377–418)	40.1	(398)		[78/21]
		39.0	(415)		[77/30]
C ₂ H ₂ Cl ₄		45.8±0.2	(298)	C	[72/41]
	(328–464)	41.9	(343)	A	[87/5][70/16]
C ₂ H ₂ Cl ₄ S	(298–403)	47.7	(313)		[50/1]
	(304–419)	45.7	(319)		[30/1]
C ₂ H ₂ Cl ₄ S	bis(dichloromethyl) sulfide				[51174-93-7]
	(355–462)	47.6	(370)	A	[87/5]
C ₂ H ₂ FN	fluoroacetonitrile				[503-20-8]
	(273–333)	38.1	(288)	A, GS	[87/5][48/14]
C ₂ H ₂ F ₂	1,1-difluoroethene				[70/16]
		13.2	(233)	BG	[75-38-7]
C ₂ H ₂ F ₄		9.5	(273)	BG	[55/20]
	1,1,1,2-tetrafluoroethane				[811-97-2]
C ₂ H ₂ F ₄	(221–246)	23.7	(249)	I	[01/22]
		26.4	(180)		[98/24]
C ₂ H ₂ F ₄		25.0	(200)		[98/24]
		23.8	(220)		[98/24]
C ₂ H ₂ F ₄ O ₂ S		22.7	(240)		[98/24]
	(279–363)	22.0	(294)		[92/16]
C ₂ H ₂ F ₄ O ₂ S	fluorosulfurous acid, 2,2,2-trifluoroethyl ester				[75/41]
		33.6			[462-57-7]
C ₂ H ₂ F ₆ P ₂	1,2-bis-(trifluoromethyl) diphosphine				[87/5][58/10]
	(233–292)	33.8	(277)	A, SG	[65227-29-4]
C ₂ H ₂ F ₈ S	perfluoro (2,2,2-trifluoroethyl) sulfur				[78/23]
		29.3			[590-26-1]
C ₂ H ₂ I ₂	cis 1,2-diiodoethylene				[87/5][70/16]
	(302–425)	46.5	(317)	A	[50/2]
C ₂ H ₂ I ₂	(302–424)	47.3	(317)		[590-27-2]
	trans 1,2-diiodoethylene				[87/5][70/16]
C ₂ H ₂ I ₂	(350–403)	42.3	(365)	A	[50/2]
	(350–403)	43.8	(365)		[463-51-4]
C ₂ H ₂ O	ketene				[87/5][69/7]
	(159–224)	20.4±0.1	(209)	A, MM	[593-60-2]
C ₂ H ₃ Br	vinyl bromide				[87/5][70/16]
	(224–319)	27.3	(239)	A	[37/4][84/9]
C ₂ H ₃ Br	(186–289)	24.8	(274)		[34/1][84/9]
	(207–285)	26.9	(270)		[506-96-7]
C ₂ H ₃ BrO	acetyl bromide				[87/5]
	(289–334)	29.5	(304)	A	[69/3]
C ₂ H ₃ BrO ₂	(275–333)	31.4	(290)		[79-08-3]
	bromoacetic acid				[87/5]
C ₂ H ₃ Br ₃	(327–481)	57.2	(342)	A	[78-74-0]
	1,1,2-tribromoethane				[87/5][70/16]
C ₂ H ₃ Br ₃	(368–511)	50.5	(383)	A	[47/5]
	(305–461)	52.9	(321)		[75-01-4]
C ₂ H ₃ Cl	vinyl chloride				[67/35]
	(243–288)	22.7	(265)		[67/11]
C ₂ H ₃ Cl	(213–273)	22.9	(258)		[87/5][59/1]
	(209–260)	23.3	(245)	A	[70/16]

TABLE 6. Enthalpies of vaporization of organic compounds, 1880–2002—Continued

Molecular formula	Compound (Temperature range/K)	$\Delta_{\text{vap}}H_m$ (kJ mol ⁻¹)	Mean temperature (T_m /K)	Method	CAS registry number Reference
C ₂ H ₃ ClF ₂	1-chloro-1,1-difluoroethane				[75-68-3]
	(225–285)	24.2	(240)	EB	[93/6]
	(248–390)	22.7	(263)	A	[87/5][70/16]
		24.0	(233)	BG	[55/20]
		21.9	(273)	BG	[55/20]
C ₂ H ₃ ClF ₃ N	N-chloro-N,1,1-trifluoroethanamine				[16276-45-2]
	(220–294)	30.8	(279)	BG	[87/5][67/28]
		19.2	(313)	BG	[55/20]
		15.4	(353)	BG	[55/20]
C ₂ H ₃ ClF ₃ P	chloromethyl(trifluoromethyl)phosphine				[4669-76-5]
	(236–294)	30.9	(279)		[87/5]
C ₂ H ₃ ClO	acetyl chloride				[75-36-5]
	(273–323)	24.5	(288)	A	[87/5]
	(267–324)	31.5	(282)	A	[87/5][59/1]
C ₂ H ₃ ClO ₂	chloroacetic acid				[79-11-8]
	(336–463)	61.1	(351)	A	[87/5]
	(377–463)	56.8	(392)	A	[87/5][59/1]
					[70/16]
C ₂ H ₃ Cl ₂ F	1,1-dichloro-1-fluoroethane				[1717-00-6]
	(250–450)	28.7	(265)		[97/25]
	(270–312)	27.8	(285)	EB	[92/17]
C ₂ H ₃ Cl ₃	1,1,1-trichloroethane				[71-55-6]
	(295–372)	32.3	(310)	A	[87/5]
	(349–408)	30.5	(364)	A	[87/5]
	(399–487)	29.4	(414)	A	[87/5]
	(479–545)	29.5	(494)	A	[87/5]
		32.5 ± 0.1	(298)	C	[80/1]
		32.4	(344)		[77/30]
	(196–298)	37.6	(211)		[73/7]
C ₂ H ₃ Cl ₃		32.5 ± 0.1	(298)	C	[72/41]
	(268–290)	33.4	(279)		[44/2]
		33.4 ± 0.1	(284)	C	[44/2]
	1,1,2-trichloroethane				[79-00-5]
	(316–384)	38.6	(331)	A	[87/5]
		40.2 ± 0.1	(298)	C	[80/1]
C ₂ H ₃ Cl ₃ O ₂	chloral hydrate				[302-17-0]
	(300–348)	38.4	(324)	EB	[94/16]
	(325–370)	49.6	(340)	A	[87/5]
	(263–369)	51.5	(278)		[47/5]
C ₂ H ₃ F	vinyl fluoride				[75-02-5]
	(124–201)	16.6	(186)	A	[87/5][47/5]
C ₂ H ₃ FN ₂ O ₃	2-fluoro-2,2-dinitroethanol				[17003-75-7]
	(313–373)	55.7	(343)		[68/12]
C ₂ H ₃ FO	acetyl fluoride				[557-99-3]
	(195–281)	14.3	(266)	A	[87/5]
C ₂ H ₃ F ₂ O	acetyl hypofluorite				[78948-09-1]
	(209–253)	35.6 ± 2.4	(231)		[85/16]
C ₂ H ₃ FO ₂	fluoroacetic acid				[144-49-0]
	(293–443)	52.3	(308)	A	[87/5][70/16]
C ₂ H ₃ F ₃	1,1,1-trifluoroethane				[55/2]
	(236–280)	18.1	(240)	EB	[420-46-2]
	(236–280)	17.5	(250)	EB	[96/14]
	(236–280)	16.7	(260)	EB	[96/14]
	(236–280)	15.9	(270)	EB	[96/14]
		18.9	(233)	BG	[55/20]
		16.4	(273)	BG	[55/20]
		13.8	(303)	BG	[55/20]
	8.7	(333)	BG	[55/20]	

TABLE 6. Enthalpies of vaporization of organic compounds, 1880–2002—Continued

Molecular formula	Compound (Temperature range/K)	$\Delta_{\text{vap}}H_m$ (kJ mol ⁻¹)	Mean temperature (T_m /K)	Method	CAS registry number Reference
	(174–226)	20.5	(211)		[44/3]
C ₂ H ₃ F ₃ N ₂	1,1,1-trifluoroazomethane (240–273)	19.2±0.1	(224)	C	[44/3]
C ₂ H ₃ F ₃ O	trifluoromethyl methyl ether (233–313)	26.4	(258)	A	[690-21-1] [87/5]
C ₂ H ₃ F ₃ O	2,2,2-trifluoroethanol (276–302)	22.5	(248)	A	[421-14-7] [92/12]
	(298–328)	45.9	(289)	A	[75-89-8] [87/5]
	(298–328)	44.0	(313)	A	[87/5][70/16]
	(273–298)	41.5	(313)	MM	[73/5]
		44.5	(285)	MM	[67/4]
C ₂ H ₃ F ₃ O ₂ S	methanesulfinic acid, trifluoromethyl ester	31.8	(346)		[30957-42-7] [71/20]
C ₂ H ₃ F ₅ O ₃ S	(ethaneperoxoato) pentafluoro sulfur (217–377)	36.2	(297)		[60672-60-8] [99/16][76/31]
C ₂ H ₃ F ₅ S	vinylsulfur pentafluoride	28.5	(314)		[61/22]
C ₂ H ₃ IO	acetyl iodide (276–302)	37.1	(289)	A	[507-02-8] [87/5][69/3]
C ₂ H ₃ N	acetonitrile	33.0	(298)		[75-05-8] [83/5]
	(288–362)	33.8	(303)		[74/10]
	(314–355)	33.3	(329)	A, EB	[87/5][71/4]
	(299–343)	34.8	(315)	BG	[71/2]
	(273–323)	34.2	(288)		[68/24]
	(280–300)	33.9	(290)		[65/2]
C ₂ H ₃ NO	methyl isocyanate (265–308)	29.9	(280)	A	[624-83-9] [87/5]
	(253–310)	31.7	(268)	A	[87/5]
C ₂ H ₃ NO ₅	acetyl nitro peroxide (277–330)	34.6	(292)	A	[2278-22-0] [87/5]
C ₂ H ₃ NS	methyl thiocyanate (259–406)	40.7	(274)	A	[556-64-9] [87/5][47/5] [99/16]
C ₂ H ₃ NS	methyl isothiocyanate (309–392)	37.4	(324)	A	[556-61-6] [87/5][99/16]
	(283–323)	37.3	(298)		[35/3][84/9]
C ₂ H ₄	ethylene	14.0	(267)	A	[74-85-1] [87/5]
	(170–273)	13.7	(258)	A	[87/5]
	(120–170)	14.4	(155)	A	[87/5]
	(169–211)	13.7	(196)	A	[87/5]
	(209–254)	13.6	(239)	A	[87/5]
	(120–182)	14.1	(167)	A	[87/5][70/16]
	(150–190)	14.0	(175)		[50/3]
	(148–174)	14.3	(161)		[40/3]
	(124–171)	14.4	(156)		[37/5]
C ₂ H ₄ BrCl	1-bromo-1-chloroethane (290–356)	33.1	(305)	A	[593-96-4] [87/5]
	(237–356)	46.7	(252)		[47/5]
C ₂ H ₄ BrCl	1-bromo-2-chloroethane	37.6±0.1	(308)	C	[107-04-0] [92/11]
		37.3±0.1	(315)	C	[92/11]
		36.9±0.1	(323)	C	[92/11]
		36.6±0.1	(330)	C	[92/11]
		36.4±0.1	(338)	C	[92/11]
	(244–379)	39.5	(259)		[47/5]
C ₂ H ₄ Br ₂	1,1-dibromoethane (301–421)	39.6	(316)	EST	[557-91-5] [87/5][56/16] [70/16]
C ₂ H ₄ Br ₂	1,2-dibromoethane	41.7±0.1	(308)	C	[106-93-4] [92/11]
		41.7±0.1	(315)	C	[92/11]
		41.6±0.1	(323)	C	[92/11]

TABLE 6. Enthalpies of vaporization of organic compounds, 1880–2002—Continued

Molecular formula	Compound (Temperature range/K)	$\Delta_{\text{vap}}H_m$ (kJ mol ⁻¹)	Mean temperature (T_m /K)	Method	CAS registry number Reference
		41.5±0.1	(330)	C	[92/11]
		41.4±0.1	(338)	C	[92/11]
	(283–317)	41.8	(298)	A	[87/5]
	(316–488)	40.0	(331)	A	[87/5]
	(404–578)	37.4	(419)	A	[87/5]
	(285–298)	49.6	(291)	MM, A	[57/1]
	(325–404)	39.6	(340)		[49/1]
	(246–404)	31.1	(261)		[47/5]
C ₂ H ₄ ClF	1-chloro-2-fluoroethane (288–327)	32.1	(303)	A	[762-50-5] [87/5]
C ₂ H ₄ ClN ₃	1-chloro-2-azidoethane (273–333)	43.8	(288)	A	[53422-48-3] [87/5]
C ₂ H ₄ Cl ₂	1,1-dichloroethane (326–345)	33.5	(336)		[75-34-3] [87/15]
	(323–535)	29.2	(338)	A	[87/5]
	(363–535)	28.2	(378)	A	[87/5]
	(234–290)	30.6±0.1	(298)	C	[72/41]
	(213–330)	31.9	(275)		[56/2]
	(258–365)	34.4	(228)		[47/5]
		32.2	(273)	EST	[87/5][56/16] [70/16]
C ₂ H ₄ Cl ₂	1,2-dichloroethane				[107-06-2]
		34.4	(298)	GC	[94/19]
		35.1±0.1	(298)	C	[89/10]
	(356–558)	31.1	(371)	A	[87/5]
	(279–374)	34.8	(294)	A	[87/5]
	(368–524)	31.1	(383)	A	[87/5]
	(523–561)	40.8	(538)	A	[87/5]
	(301–357)	34.7	(316)		[82/7]
		35.2±0.1	(298)	C	[80/1]
	(279–434)	34.8	(294)		[87/5][70/16]
		34.7			[56/25][38/12]
	(243–372)	37.5	(258)		[29/1]
C ₂ H ₄ Cl ₂ S	bis(chloromethyl)sulfide (320–430)	45.1	(335)	A	[3592-44-7] [87/5][99/16]
C ₂ H ₄ FNO ₃	2-fluoroethyl nitrate (273–333)	38.3	(288)	GS	[763-97-3] [87/5][48/14]
C ₂ H ₄ F ₂	1,1-difluoroethane (218–248)	22.7	(249)	I	[75-37-6] [01/22]
	(303–333)	22.1	(318)		[99/29]
	(219–273)	23.3	(234)	EB	[93/6]
	(250–386)	21.8	(265)	A	[87/5]
	(193–275)	22.1	(260)	A, EST	[87/5][56/16] [70/16]
		21.8	(233)	BG	[55/20]
		20.4	(273)	BG	[55/20]
		17.8	(313)	BG	[55/20]
		12.9	(353)	BG	[55/20]
	(161–247)	23.8	(232)		[47/5]
C ₂ H ₄ F ₃ NS	1,1,1-trifluoro-N-methyl methanesulfenamide (223–294)	33.6	(279)	A	[62067-12-3] [87/5][60/24]
C ₂ H ₄ F ₃ OP	(trifluoromethyl)phosphinous acid, methyl ester (194–291)	29.4	(276)	A	[6395-71-7] [87/5]
C ₂ H ₄ F ₃ OP	methyl(trifluoromethyl)phosphine oxide (305–322)	50.7	(313)		[26348-89-0] [70/26]
C ₂ H ₄ F ₆ OS	pentafluoro(2-fluoroethoxy) sulfur (290–364)	39.3	(305)	A	[87/5][62/19] [99/16]
C ₂ H ₄ I ₂	1,2-diiodoethane				[624-73-7]
		49.8	(298)	GC	[94/19]
	(371–526)	47.7	(386)	A	[87/5][70/16]
C ₂ H ₄ N ₂ O ₄	1,1-dinitroethane (303–363)	51.0	(318)	A	[600-40-8] [87/5]

TABLE 6. Enthalpies of vaporization of organic compounds, 1880–2002—Continued

Molecular formula	Compound (Temperature range/K)	$\Delta_{\text{vap}}H_m$ (kJ mol ⁻¹)	Mean temperature (T_m /K)	Method	CAS registry number Reference
C ₂ H ₄ N ₂ O ₆	ethylene glycol dinitrate				[628-96-6]
	(283–535)	70.5	(298)	A	[87/5]
	(343–465)	55.3	(358)	A	[87/5]
	(240–298)	68.3	(255)		[87/5][77/6]
	(278–390)	62.3±0.4			[41/1]
C ₂ H ₄ O	acetaldehyde				[75-07-0]
	(293–377)	26.0	(308)	A	[87/5]
	(293–345)	26.3	(308)		[77/24]
	(272–294)	27.6	(283)	A	[87/5][70/16]
	(273–307)	27.0	(307)		[50/4]
C ₂ H ₄ O	ethylene oxide (oxirane)				[75-21-8]
	(283–385)	25.9	(298)	A	[87/5]
	(239–284)	26.8	(269)	A	[87/5][59/1]
	(223–284)	26.8	(269)	A	[87/5][49/4]
C ₂ D ₄ O	ethylene oxide-d ₄ oxide				[6552-57-4]
	(230–273)	27.6	(258)		[52/2][84/9]
C ₂ H ₄ OS	thioacetic acid				[507-09-5]
C ₂ H ₄ O ₂	acetic acid				[64-19-7]
	(345–383)	39.1	(360)	EB	[01/15]
	(391–550)	37.9	(406)	A	[87/5]
	(290–396)	42.0	(305)	A	[87/5]
	(391–447)	38.7	(406)	A	[87/5]
	(437–535)	38.1	(452)	A	[87/5]
	(525–593)	38.8	(540)	A	[87/5]
		43.0	(308)		[83/13]
		41.6	(304)	A	[87/5][70/16]
	monomer	23.3±0.1	(298)	C	[70/8]
	51.6±1.6	(298)	C	[70/8]	
	40.3	(340)		[59/1]	
	41.6	(318)	MM	[54/3]	
C ₂ H ₄ O ₂	methyl formate				[107-31-3]
	(279–305)	29.6	(292)	A	[87/5]
	(305–443)	28.4	(320)	A	[87/5]
		28.7±0.1	(293)	C	[76/14]
		27.9±0.1	(305)	C	[76/14]
		27.4±0.1	(313)	C	[76/14]
	(261–305)	30.1	(283)	BG	[71/2]
C ₂ H ₄ O ₂ S	mercaptoacetic acid				[28/1][84/9]
	(333–427)	56.8	(348)	A	[68-11-1]
C ₂ H ₄ O ₃	ethylene ozonide				[87/5][56/18]
	(273–289)	34.8	(281)	A	[79-14-1]
C ₂ H ₄ O ₃	hydroxyacetic acid				[87/5]
	(350–375)	51.8	(362)	A	[79-21-0]
C ₂ H ₄ O ₃	peroxyacetic acid				[87/5][70/16]
	(273–383)	44.2	(288)	A	[420-12-2]
C ₂ H ₄ S	ethylene sulfide				[87/5][52/3]
	(291–361)	30.5	(306)	A	[99/16]
C ₂ H ₅ Br		30.3	(298)		[71/28]
	ethyl bromide				[74-96-4]
	(334–504)	26.9	(349)	A	[87/5]
	(326–454)	26.6	(341)	A	[87/5]
	(452–503)	31.0	(467)	A	[87/5]
		27.6±0.1	(305)	C	[77/8]
		27.0±0.1	(312)	C	[77/8]
		26.2±0.1	(323)	C	[77/8]
	(225–333)	30.6	(240)	EST	[87/5][61/13]
				[70/16]	
	(301–348)	27.9	(316)		[30/3][84/9]

TABLE 6. Enthalpies of vaporization of organic compounds, 1880–2002—Continued

Molecular formula	Compound (Temperature range/K)	$\Delta_{\text{vap}}H_m$ (kJ mol ⁻¹)	Mean temperature (T_m /K)	Method	CAS registry number Reference
C ₂ H ₅ Cl	ethyl chloride				[75-00-3]
	(285–344)	25.1	(300)	A	[87/5]
	(334–413)	24.4	(349)	A	[87/5]
	(403–460)	24.4	(418)	A	[87/5]
	(207–305)	27.8	(222)	A, EST	[87/5][61/13] [70/16]
C ₂ H ₅ ClO	(218–285)	25.9	(270)		[48/6]
		24.8	(294)	C	[26/6]
	2-chloroethanol				[107-07-3]
C ₂ H ₅ ClO	(328–401)	43.3	(343)	A	[87/5]
	(323–363)	46.9	(338)		[73/9]
	(363–403)	39.1	(378)		[73/9]
	(269–401)	45.7	(284)		[47/5]
C ₂ H ₅ ClO	methyl(chloromethyl)ether				[107-30-2]
C ₂ H ₅ ClO ₂ S	(290–332)	32.2	(305)	A	[87/5]
	ethane sulfonyl chloride				[594-44-5]
C ₂ H ₅ Cl ₂ P	(349–449)	47.7	(364)		[99/16]
	(233–263)	56.4	(248)	A	[87/5][99/16]
C ₂ H ₅ Cl ₂ P	dichloroethyl phosphine				[1498-40-4]
C ₂ H ₅ Cl ₂ OP	(313–385)	36.8	(328)	A	[87/5]
	ethylphosphonic dichloride				[56/23][82/15]
C ₂ H ₅ F		42.7±4.2			[353-36-6]
	ethyl fluoride				
	(200–235)	20.7	(236)	I	[01/22]
	(275–353)	20.2	(290)	A	[87/5]
	(235–280)	20.5	(265)	A	[87/5]
	(343–375)	20.7	(358)	A	[87/5]
	(170–255)	4.2	(240)		[75/10]
	(173–251)	20.8	(236)	EST	[87/5][61/13] [70/16]
C ₂ H ₅ FO	(156–241)	22.0	(226)		[47/5]
	2-fluoroethanol				[371-62-0]
C ₂ H ₅ FO ₃ S	(273–333)	44.1	(288)	GS	[87/5][48/14] [70/16]
	ethyl fluorosulfonate				[371-69-7]
C ₂ H ₅ F ₂ N	(273–333)	38.5	(288)	GS	[87/5][48/14] [70/16]
	N,N-difluoroethylamine				[758-18-9]
C ₂ H ₅ F ₂ N	(241–259)	27.3	(250)	A	[87/5]
		25.7	(288)		[60/19]
C ₂ H ₅ F ₃ NP	methyl(trifluoromethyl)phosphinic acid amide				[4669-74-3]
C ₂ H ₅ I	(238–294)	36.8	(279)		[87/5]
	ethyl iodide				[75-03-6]
	(313–353)	31.7	(298)	CGC	[95/21]
		31.9±0.1	(298)	C	[68/1]
	(249–369)	33.6	(264)	EST	[87/5][61/13]
	(219–345)	34.7	(234)		[47/5]
C ₂ H ₅ N	(254–293)	32.0	(278)		[44/4]
	(303–333)	31.7	(318)		[29/2]
	aziridine				[151-56-4]
	(274–303)	34.9	(288)	A	[87/5]
C ₂ H ₅ NO	(288–388)	48.0	(303)	A	[107-29-9] [87/5]
	acetaldehyde oxime				[60-35-5]
C ₂ H ₅ NO	(381–492)	63.8	(396)	A	[87/5]
	(338–495)	60.9	(353)		[47/5]
	acetamide				[123-39-7]
C ₂ H ₅ NO	(340–440)	53.8	(355)		[96/28]
	(340–440)	54.4±1.3	(298)		[96/28]
	(310–391)	54.5	(325)	A	[87/5]
		56.2	(298)	A	[85/7][86/5]
	(369–472)	53.4	(384)	A	[87/5][61/3] [70/16]
C ₂ H ₅ NO ₂	ethyl nitrite				[109-95-5]

TABLE 6. Enthalpies of vaporization of organic compounds, 1880–2002—Continued

Molecular formula	Compound (Temperature range/K)	$\Delta_{\text{vap}}H_m$ (kJ mol ⁻¹)	Mean temperature (T_m /K)	Method	CAS registry number Reference
	(252–276)	25.7	(264)	A	[87/5][37/3]
C ₂ H ₅ NO ₂	methyl carbamate (333–388)	27.8			[34/6]
C ₂ H ₅ NO ₂	nitroethane (324–388)	45.7	(348)	A	[598-55-0] [87/5]
	(252–387)	38.6	(339)	EB	[79-24-3] [87/5][56/15]
C ₂ H ₅ NO ₃	ethyl nitrate (273–361)	41.3	(267)		[70/16] [47/5]
	(273–343)	37.0	(288)	A	[34/6] [625-58-1]
	(273–333)	37.3	(288)		[87/5][70/16]
		37.0	(288)		[57/2] [56/3]
C ₂ H ₅ N ₃	azidoethane (296–320)	38.5			[34/6] [871-31-8]
	(253–298)	31.5	(308)	A	[87/5][70/16]
C ₂ H ₅ N ₃ O	2-azidoethanol	28.9	(268)	A	[87/5][64/5] [84/9]
C ₂ H ₅ N ₃ O ₂	bis(nitrosomethyl)amine (276–426)	33.9 ± 1.3			[1517-05-1] [97/26]
C ₂ H ₆	ethane (273–305)	43.5	(291)		[87/5][47/5]
	(154–185)	15.3	(288)	A	[74-84-0] [87/5]
	(95–129)	15.7	(170)	A	[87/5]
	(185–229)	17.7	(114)	A	[87/5]
	(228–274)	14.9	(214)	A	[87/5]
	(91–144)	14.9	(259)	A	[87/5]
		17.1	(129)		[73/11]
		14.7	(210)		[71/28]
		14.7	(184)		[37/14]
	(136–200)	15.3	(185)		[26/2]
C ₂ H ₆ BrF ₄ NS	bromotetrafluoro(N-methylmethanaminato) sulfur	38.1	(372)	I	[63324-17-4] [77/15]
C ₂ H ₆ ClF ₄ NS	chlorotetrafluoro(N-methylmethanaminato) sulfur	36.0	(359)	I	[63324-16-3] [77/15]
C ₂ H ₆ CIP	chlorodimethyl phosphine (273–306)	32.9	(288)	A	[811-62-1] [87/5][58/11]
C ₂ H ₆ Cl ₂ NP	(dimethylamino)dichlorophosphine	40.8 ± 0.7	(298)	STG	[683-85-2] [95/2]
C ₂ H ₆ FN	fluorodimethylamine (249–273)	29.9	(261)	A	[14722-43-1] [87/5]
C ₂ H ₆ FO ₃ P	dimethylfluorophosphate (273–333)	44.4	(288)	A, GS	[5954-50-7] [87/5][48/14]
C ₂ H ₆ F ₂ NP	(dimethylamino)difluorophosphine (263–313)	29.3	(288)	I	[64/30]
C ₂ H ₆ F ₃ NOS	(dimethylamino)trifluoro-oxo sulfur (313–357)	44.9	(335)		[22519-52-4] [68/22]
C ₂ H ₆ F ₃ NS	(dimethylamino) sulfur trifluoride (296–327)	40.5	(311)	A	[3880-03-3] [87/5][99/16]
C ₂ H ₆ F ₄ NP	(dimethylamino) tetrafluorophosphorane	37.1			[66/31]
C ₂ H ₆ N ₂	azomethane (195–273)	26.4	(258)	A	[503-28-6] [87/5]
	(209–236)	25.3	(222)	A	[87/5]
C ₂ H ₆ N ₂	methylammonium cyanide (251–295)	49.1	(280)	A	[87/5][73/10]
C ₂ H ₆ N ₂ S	sulfur diimide, dimethyl (248–298)	37.2	(263)	A	[13849-02-0] [87/5][99/16]
C ₂ H ₆ O	dimethyl ether (183–265)	22.6	(250)	A	[115-10-6] [87/5]
	(180–249)	22.8	(234)	A	[87/5]
	(293–360)	21.2	(308)	A	[87/5]
	(349–400)	21.1	(364)	A	[87/5]

TABLE 6. Enthalpies of vaporization of organic compounds, 1880–2002—Continued

Molecular formula	Compound (Temperature range/K)	$\Delta_{\text{vap}}H_m$ (kJ mol ⁻¹)	Mean temperature (T_m /K)	Method	CAS registry number Reference	
C ₂ H ₆ O	(241–303)	22.2	(256)	A	[87/5]	
	(171–248)	18.5	(298)		[76/2]	
	(171–248)	21.4	(248)		[76/2]	
	(195–248)	22.7	(233)		[41/3]	
		21.5±0.1	(248)	C	[41/3]	
	ethanol					[64-17-5]
		38.9				[99/32]
	(323–357)	39.3	(338)			[99/30]
	(309–343)	40.7	(321)	EB		[95/9]
	(309–343)	42.4	(298)	EB		[95/9]
	(342–357)	40.5	(357)			[90/10]
		35.2	(393)	C		[89/15]
		30.6	(423)	C		[89/15]
		25.7	(453)	C		[89/15]
		21.8	(473)	C		[89/15]
		17.3	(493)	C		[89/15]
		14.2	(503)	C		[89/15]
		40.9	(320)	C		[88/19]
		40.4	(328)	C		[88/19]
		40.2	(335)	C		[88/19]
		39.4	(344)	C		[88/19]
		38.8	(351)	C		[88/19]
	(320–359)	41.3	(335)	A		[87/5]
	(210–271)	45.6	(256)	A		[87/5]
	(193–223)	44.0	(208)	A		[87/5]
	(320–359)	41.3	(335)	A		[87/5]
	(349–374)	40.1	(361)	A		[87/5]
(370–464)	39.1	(385)	A		[87/5]	
(459–514)	36.1	(474)	A		[87/5]	
(292–353)	42.5	(307)	A		[87/5]	
(243–303)	42.3	(298)			[83/14]	
(271–373)	42.9	(286)			[73/26]	
	42.26±0.02	(298)	C		[71/27]	
	41.0±0.1	(320)	C		[70/20]	
	40.0±0.1	(335)	C		[70/20]	
	38.7±0.1	(351)	C		[70/20]	
(293–366)	42.5	(308)	A, EB		[87/5][70/2]	
(288–348)	42.4	(303)			[67/10]	
	42.3±0.1	(298)	C		[66/2]	
	42.2±0.1	(298)	C		[63/2]	
(298–351)	42.2	(313)			[49/5]	
	40.0	(351)			[34/7]	
(286–351)	54.1	(301)			[1883/1]	
C ₂ H ₆ OS	dimethyl sulfoxide				[67-68-5]	
	(377–483)	48.6	(392)		[99/16]	
	(353–383)	48.1	(368)	TGA	[87/18]	
	(305–464)	51.7	(320)	A	[87/5]	
	(298–318)	52.3	(308)		[74/36]	
	(325–442)	50.6	(340)	MM	[72/8][84/9]	
	(303–423)	52.1	(318)		[72/35]	
	(293–323)	52.5	(308)		[69/25]	
C ₂ H ₆ OS	2-mercaptoethanol				[60-24-2]	
	(293–440)	54.1	(308)	A	[87/5][70/16]	
					[99/16]	
C ₂ H ₆ O ₂	ethylene glycol				[107-21-1]	
		65.6±0.3	(298)	C	[88/14]	
	(363–408)	57.4	(385)	TGA	[87/18]	
	(323–473)	65.2	(338)	A	[87/5]	
	(363–418)	62.5	(378)	A	[87/5]	
	(323–473)	64.0	(338)		[52/5]	
	(363–403)	61.1	(383)		[35/4]	
	(403–470)	57.3	(436)		[35/4]	
	(395–459)	63.5	(410)		[1901/1]	
C ₂ H ₆ O ₂	ethyl hydroperoxide				[3031-74-1]	

TABLE 6. Enthalpies of vaporization of organic compounds, 1880–2002—Continued

Molecular formula	Compound (Temperature range/K)	$\Delta_{\text{vap}}H_m$ (kJ mol ⁻¹)	Mean temperature (T_m /K)	Method	CAS registry number Reference
	(253–363)	64.0	(268)	A	[87/5][51/10] [70/16]
C ₂ H ₆ O ₂ S	dimethyl sulfone (387–523)	56.0	(404)	A	[67-71-0] [87/5][70/16] [99/16]
C ₂ H ₆ O ₄ S	dimethyl sulfate (340–470)	46.7	(355)	A	[77-78-1] [87/5][99/16]
C ₂ H ₆ S	dimethyl sulfide	28.5±0.1			[75-18-3] [97/30]
		27.9±0.6	(298)	C	[89/12]
	(268–319)	28.9	(283)	A	[87/5]
	(307–379)	27.7	(322)	A	[87/5]
	(372–453)	26.6	(387)	A	[87/5]
	(447–503)	26.7	(462)	A	[87/5]
		27.5	(298)		[81/12]
		27.7	(298)		[71/28]
		28.8±0.1	(276)	C	[57/10]
		27.9±0.1	(292)	C	[57/10]
		27.0±0.1	(310)	C	[57/10]
	(287–318)	28.2	(302)	EB	[52/9]
	(251–293)	28.9	(278)		[42/2]
		28.9	(310)		[35/2]
C ₂ H ₆ S	ethyl mercaptan (ethanethiol)				[75-08-1]
	(273–313)	28.4	(288)	A	[87/5]
	(303–375)	27.5	(318)	A	[87/5]
	(265–448)	26.3	(380)	A	[87/5]
	(442–499)	26.6	(457)	A	[87/5]
		27.3	(298)		[71/28]
	(273–339)	28.4	(288)		[66/5]
	(273–339)	28.4	(288)	A, EB	[87/5][52/6] [66/5]
		28.7	(306)		[35/2]
C ₂ H ₆ S ₂	1,2-ethanedithiol				[540-63-6]
		44.7	(298)		[62/11]
C ₂ H ₆ S ₂	dimethyl disulfide				[624-92-0]
		38.5±0.6	(298)	C	[89/12]
	(297–402)	37.8	(312)	A	[87/5]
		37.8±0.1	(298)	C	[85/2]
		37.8	(298)		[81/12]
		38.4	(298)		[71/28]
		36.0±0.1	(341)	C	[58/8]
		34.9±0.1	(360)	C	[58/8]
		33.7±0.1	(383)	C	[58/8]
	(321–388)	36.7	(336)	EB	[52/9]
	(334–401)	36.2	(349)		[50/5]
	(288–333)	38.2	(303)		[50/5]
C ₂ H ₇ N	dimethylamine				[124-40-3]
	(277–360)	27.0	(292)	A	[87/5]
	(358–438)	23.8	(373)	A	[87/5]
	(202–279)	28.4	(264)	A	[87/5][39/1] [84/9]
C ₂ H ₇ N	ethyl amine				[75-04-7]
	(213–297)	29.0	(282)	A	[87/5]
	(290–449)	27.2	(305)	A	[87/5]
	(291–387)	27.6	(306)	A	[87/5]
	(377–456)	25.9	(392)	A	[87/5]
	(275–288)	29.1	(281)		[62/5]
	(190–290)	28.9	(275)		[47/5]
C ₂ H ₇ NO	N,N-dimethylhydroxyl amine (290–363)	45.7	(305)	A	[5725-96-2] [87/5][57/4] [84/9]
C ₂ H ₇ NO	N,O-dimethylhydroxyl amine (228–316)	34.3	(243)	A	[1117-97-1] [87/5][57/4] [84/9]

TABLE 6. Enthalpies of vaporization of organic compounds, 1880–2002—Continued

Molecular formula	Compound (Temperature range/K)	$\Delta_{\text{vap}}H_m$ (kJ mol ⁻¹)	Mean temperature (T_m /K)	Method	CAS registry number Reference
C ₂ H ₇ NO	2-aminoethanol				[141-43-5]
	(310–444)	61.7	(325)	A	[87/5]
	(379–443)	54.7	(394)		[59/1]
	(273–301)	U50.8	(287)	A, GS	[57/25]
C ₂ H ₇ O ₃ P	dimethyl phosphite				[50/1][84/9]
	(338–443)	58.9	(353)		[868-85-9]
C ₂ H ₈ ClN	dimethyl ammonium chloride				[93/20]
	(346–456)	38.7	(361)	A	[87/5][70/16]
C ₂ H ₈ ClN	ethylammonium chloride				[506-59-2]
	(429–533)	95.6	(444)	A	[87/5]
C ₂ H ₈ ClN	ethylammonium chloride				[87/5]
	(533–569)	143.9	(548)	A	[557-66-4]
C ₂ H ₈ N ₂	1,1-dimethylhydrazine				[87/5]
	(267–303)	34.1	(284)		[57-14-7]
	(238–292)	36.5	(277)	A	[00/18]
C ₂ H ₈ N ₂	1,2-dimethylhydrazine				[87/5][53/3]
	(274–297)	41.0	(286)	A	[84/9]
C ₂ H ₈ N ₂	ethylenediamine				[540-73-8]
	(303–391)	43.9	(318)	A	[87/5][51/15]
	(284–419)	45.9	(299)	A, IPM	[84/9]
		45.0±0.1	(298)	C	[87/5][75/4]
C ₃ BrClF ₆ O ₄	perchloric acid, 1,1,2,3,3,3-hexafluoro-2-bromopropyl ester				[69/2]
	(273–293)	38.1	(283)	A	[65/8][70/11]
C ₃ BrF ₅ O	2-bromo-2,3,3,3-tetrafluoropropionyl fluoride				[34/2][84/9]
	(224–282)	30.2	(267)	A	[38126-26-0]
C ₃ BrF ₆ NO	N,N-bis(trifluoromethyl) carbamoyl bromide				[87/5][73/19]
	(233–293)	30.7	(278)	A	[6129-62-0]
C ₃ BrF ₉ N ₂	N-bromo-tris(trifluoromethyl)hydrazine				[87/5]
	(283–333)	36.8	(308)		[66/31]
C ₃ BrF ₁₀ NS	bromotrifluoro[1,1,1,2,3,3,3-heptafluoro-2-propanaminoato(2-)] sulfur				[62977-73-5]
	(299–335)	35.1	(394)	I	[77/15]
C ₃ Br ₂ F ₆ O	(trifluoromethyl)(1,2-dibromo-1,2,2-trifluoroethyl) ether				[2356-57-2]
	(299–335)	34.6	(314)	A	[87/5]
C ₃ Br ₃ F ₆ NO	1,1,1,1',1',1'-hexafluoro-N-(tribromomethoxy)dimethylamine				[29528-78-7]
	(297–338)	28.9	(312)	A	[87/5]
C ₃ ClF ₄ NO ₂	chloro(trifluoroacetyl)carbamic fluoride				[42016-32-0]
	(232–303)	39.3	(371)		[73/21]
C ₃ ClF ₅ O	chloropentafluoroacetone				[79-53-8]
	(232–303)	27.3	(247)	A	[87/5][64/6]
C ₃ ClF ₅ O	2-chloro-2,3,3,3-tetrafluoropropionyl fluoride				[84/9]
	(195–273)	23.9	(258)	A	[28627-00-1]
C ₃ ClF ₆ NO ₂	O-(chloroformyl)-N,N-bis(trifluoromethyl)hydroxylamine				[87/5]
	(227–286)	34.5	(271)	A	[15496-01-2]
C ₃ ClF ₆ NS	chloro(hexafluoroisopropylideneimino) sulfur				[87/5]
	(232–303)	37.7	(368)	I	[72/22]
C ₃ ClF ₇ O	heptafluoroisopropyl hypochlorite				[22675-68-9]
	(196–287)	26.7	(272)	A	[87/5]
	(194–273)	22.7	(258)	A	[87/5]
C ₃ ClF ₈ N	N-chloro-N-1,2,2,2-pentafluoro-1-(trifluoromethyl)ethylamine				[33757-13-0]
	(240–311)	28.8	(255)	A	[87/5][71/17]
C ₃ ClF ₈ NOS	(heptafluoropropyl)imidosulfuryl chloride fluoride				[74366-14-6]
	(240–311)	26.7	(346)	I	[80/10]
C ₃ ClF ₁₀ NS	chlorotrifluoro[1,1,1,2,3,3,3-heptafluoro-2-propanaminoato(2-)] sulfur				[62977-71-3]
	(240–311)	33.5	(391)	I	[77/15]
C ₃ Cl ₂ F ₅ N	2,2-difluoro-1,2-dichloro-N-(trifluoromethyl)ethylideneimine				[87/5]
	(283–318)	31.2	(298)	A	[87/5]
C ₃ Cl ₂ F ₆	1,2-dichlorohexafluoropropane				[661-97-2]
	(296–307)	28.1	(301)		[80/9]

TABLE 6. Enthalpies of vaporization of organic compounds, 1880–2002—Continued

Molecular formula	Compound (Temperature range/K)	$\Delta_{\text{vap}}H_m$ (kJ mol ⁻¹)	Mean temperature (T_m /K)	Method	CAS registry number Reference
C ₃ Cl ₂ F ₆ N ₂	<i>bis</i> (trifluoromethyl)aminocarbylamine chloride (267–339)	26.9±0.1	(298)	C	[80/9]
		25.9±0.1	(313)	C	[80/9]
C ₃ Cl ₂ F ₆ O	hypochlorous acid, 2-chloro-1,1,2,3,3,3-hexafluoropropyl ester (273–293)	35.0	(303)		[66/32]
		29.6	(283)	A	[22675-69-0] [87/5]
C ₃ Cl ₂ F ₇ N	N,N-dichloro-1,2,2,2-tetrafluoro-1-(trifluoromethyl)ethylamine (299–344)	32.7	(314)	A	[32751-04-5] [87/5][71/17]
		39.3	(328)	A	[26454-66-0] [87/5][70/27]
C ₃ Cl ₂ F ₇ NS	S,S-dichloro-N-[tetrafluoro-1-(trifluoromethyl)ethyl]sulfilimine (313–347)	39.3	(328)	A	[26454-66-0] [87/5][70/27]
C ₃ Cl ₂ F ₇ NS	C ₃ F ₇ N=SCl ₂				
C ₃ Cl ₂ F ₇ P	dichloro(heptafluoropropyl)phosphine (273–348)	25.9	(361)	I	[80/10]
		33.5	(310)		[59/21]
C ₃ Cl ₃ F ₅ O	chlorodifluoromethyl 2,2-dichloro-1,1,2-trifluoroethyl ether (302–350)	33.4	(317)	A	[37136-24-6] [87/5]
		33.8±0.5	(298)	EB	[76/15]
C ₃ Cl ₅ F ₃ O	trichloromethyl 2,2-dichloro-1,1,2-trifluoroethyl ether (341–423)	42.2	(356)	A	[428-73-9] [87/5]
		45.7±0.7	(298)	EB	[76/15]
C ₃ Cl ₆	hexachloropropylene (366–510)	54.8±0.4	(298)	EB	[1888-71-7] [97/7]
		49.3	(397)	A	[87/5][70/16]
C ₃ F ₃ N ₂ P	dicyano(trifluoromethyl)phosphine (291–334)	45.6	(306)	A	[58310-46-6] [87/5]
C ₃ F ₃ N ₃	2,4,6-trifluoro-1,3,5-triazine (277–344)	38.8	(292)	A	[675-14-9] [87/5]
C ₃ F ₄	tetrafluoropropyne (179–218)	18.8	(203)	A	[20174-11-2] [87/5]
C ₃ F ₄ O ₂ S ₂	ethane(dithioperoxy)acid, fluoro-oxo-trifluoromethyl ester	34.9	(385)	I	[58936-60-0] [76/18]
		24.0	(283)	A	[3291-42-7] [87/5]
C ₃ F ₅ N	2,2-difluoro-3-(trifluoromethyl)-2 <i>H</i> -aziridine (193–298)	24.0	(283)	A	[3291-41-6] [87/5]
C ₃ F ₅ N	2,3-difluoro-2-(trifluoromethyl)-2 <i>H</i> -aziridine (193–298)	24.3	(283)	A	[87/5]
C ₃ F ₆	perfluoropropene (233–293)	21.9	(278)	A	[116-15-4] [87/5][52/7]
					[70/16][84/9] [34556-28-0]
C ₃ F ₆ N ₂ OS	N-cyano-S,S- <i>bis</i> (trifluoromethyl)sulfoximine	30.8	(382)	I	[72/25]
C ₃ F ₆ O	hexafluoroacetone (232–313)	22.3	(247)	A	[425-82-1] [92/12]
C ₃ F ₆ O	perfluoroacetone (195–246)	23.6	(231)	A	[116-16-5] [87/5][67/9]
		22.3	(253)		[84/9] [64/6][84/9]
C ₃ F ₆ O	trifluoromethyl trifluorovinyl ether (208–241)	23.1	(229)		[55/21]
		22.9	(226)	A	[1187-93-5] [87/5]
C ₃ F ₆ O	pentafluoropropionyl hypofluorite (214–248)	25.8	(233)	A	[5930-63-2] [87/5]
C ₃ F ₆ O ₂	1,3-perfluorodioxolane (234–367)	22.3	(249)	A	[92/12]
C ₃ F ₆ O ₄ S	pentafluoropropionic fluorosulfuric acid anhydride (252–335)	39.2	(267)	A	[51689-98-6] [87/5][66/15]
		49.4	(323)		[6378-48-9] [99/16]
C ₃ F ₆ O ₇ S ₂	hydroacrylic acid, tetrafluoroanhydride with fluorosulfuric acid, fluorosulfate (308–403)	49.4	(323)		[6378-48-9] [99/16]
C ₃ F ₇ I ₂ P	diiodo(heptafluoropropyl)phosphine (313–393)	39.6	(353)		[59/21]
C ₃ F ₇ NO	heptafluoropropionamide				[32822-50-7] [71/18]
C ₃ F ₇ NOS	1,1,1,2,3,3,3-heptafluoro-N-sulfinyl-2-propanamine (252–280)	27.2	(279)	HG	[71/18]
		34.1	(266)	A	[26454-67-1] [87/5][99/16] [70/27]

TABLE 6. Enthalpies of vaporization of organic compounds, 1880–2002—Continued

Molecular formula	Compound (Temperature range/K)	$\Delta_{\text{vap}}H_m$ (kJ mol ⁻¹)	Mean temperature (T_m /K)	Method	CAS registry number Reference
C ₃ F ₇ NOS	1,1,2,2,3,3,3-heptafluoro-N-sulfinyl-1-propanamine	26.3	(325)		[74366-13-5] [80/10]
C ₃ F ₇ NS	2,2,2-trifluoro-N-[(trifluoromethyl)thio]ethanimidoyl fluoride	28.0	(305)	I	[62067-06-5] [77/18]
C ₃ F ₇ NO ₂	perfluoro-1-nitropropane (247–296)	28.5	(281)	A	[423-33-6] [87/5]
C ₃ F ₈	perfluoropropane (193–237)	21.6	(222)	A	[76-19-7] [87/5][67/5]
	(213–259)	20.9	(244)		[63/4]
C ₃ F ₈ N ₂ O ₂	N-[(difluoroamino)carbonyloxy]-1,1,1-trifluoro-N-(trifluoromethyl)-methanamine	31.4	(310)		[32837-67-5] [73/23]
C ₃ F ₈ OS	pentafluoroethyl trifluoromethyl sulfur	32.5			[33622-17-2] [71/34]
C ₃ F ₈ S	pentafluoroethyl trifluoromethyl sulfide	28.8			[33547-10-3] [71/34]
C ₃ F ₉ N	perfluorotrimethylamine (193–263)	23.9	(248)	A	[432-03-1] [87/5]
C ₃ F ₉ NO	1,1,1-trifluoro-N-(trifluoromethoxy)-N-(trifluoromethyl)methanamine (226–268)	27.0	(253)	A	[671-63-6] [87/5]
C ₃ F ₉ NOS	[1,2,2,2-tetrafluoro-1-(trifluoromethyl)ethyl]imidosulfuryl fluoride	28.7			[59617-29-7] [76/29]
C ₃ F ₉ NOS ₂	S,S-bis(trifluoromethyl)-N-[(trifluoromethyl)thio]sulfoximine	31.2	(360)	I	[34556-26-8] [72/25]
C ₃ F ₉ NO ₂ S ₂	S,S-bis(trifluoromethyl)-N-[(trifluoromethyl)sulfinyl]sulfoximine	37.2	(388)	I	[34556-27-9] [72/25]
C ₃ F ₉ NO ₂ S ₃	1,1,1-trifluoro-N,N-bis(trifluoromethyl)thio]methanesulfonamide (288–403)	43.5	(303)	A	[29749-02-8] [87/5][99/16]
C ₃ F ₉ N ₃ O	nitrosotris(trifluoromethyl)hydrazine (279–300)	29.5	(289)	A	[87/5]
	(233–294)	33.5	(263)		[66/32]
C ₃ F ₉ N ₃ O ₂	nitrotris(trifluoromethyl)hydrazine (293–321)	31.6	(307)	A	[10405-30-8] [87/5]
C ₃ F ₉ P	tris(trifluoromethyl)phosphine (248–285)	24.7	(270)	A	[432-04-2] [87/5]
C ₃ F ₉ PS	bis(trifluoromethyl)trifluoromethylthiophosphine (242–293)	32.5	(267)		[62/32]
C ₃ F ₉ PS	tris(trifluoromethyl)phosphine sulfide (282–308)	29.1	(295)		[64/32]
C ₃ F ₉ PS ₂	(trifluoromethyl)dithiophosphite acid, bis(trifluoromethyl) ester (273–296)	37.9	(284)	A	[36121-49-0] [87/5][99/16]
C ₃ F ₁₀ OS	difluoro(oxo(trifluoromethyl)(pentafluoroethyl) sulfur (291–324)	30.6	(306)	A	[33564-24-8] [87/5][99/16]
C ₃ F ₁₀ O ₃ S	pentafluoro (pentafluoropropaneperoxoato) sulfur	34.4			[60672-62-0] [76/31]
C ₃ F ₁₀ S	[2,2-difluoro-(1-trifluoromethyl)ethenyl] pentafluoro sulfur	30.0			[68010-33-3] [78/23]
C ₃ F ₁₀ S	difluoro(pentafluoroethyl)(trifluoromethyl) sulfur	29.2			[31222-06-7] [71/34]
C ₃ F ₁₁ NO ₃ S ₂	trifluoro(trifluorosulfato-O)[1,1,1,2,3,3,3-heptafluoro-2-propanaminoato(2-)] sulfur	33.5	(391)	I	[65844-08-8] [77/15]
C ₃ F ₁₂ O ₃ S ₂	pentafluoro [2,2,2-trifluoro-1-(fluorosulfonyl)oxo]-1-(trifluoromethyl)-ethyl] sulfur	37.2			[68010-30-0] [78/23]
C ₃ HClF ₆ O ₂ S	chlorosulfurous acid, 2,2,2-trifluoro-1-(trifluoromethyl)ethyl ester	36.7			[57169-81-0] [75/21]
C ₃ HClF ₁₀ S	[1-(chlorodifluoromethyl)-2,2,2-trifluoroethyl] pentafluorosulfur	31.2			[68010-36-6] [78/23]
C ₃ HCl ₇	1,1,1,2,2,3,3-heptachloropropane (413–473)	34.8	(428)	A	[594-89-8] [87/5][49/10] [70/16]
C ₃ HF ₃	3,3,3-trifluoropropyne (138–213)	21.5	(198)	A	[661-54-1] [87/5]
C ₃ HF ₆ N	2,2,3-trifluoro-3-fluoromethylaziridine (268–298)	30.2	(283)	A	[3291-64-3] [87/5]
C ₃ HF ₇	1,1,1,2,3,3,3-heptafluoropropane				[431-89-0]

TABLE 6. Enthalpies of vaporization of organic compounds, 1880–2002—Continued

Molecular formula	Compound (Temperature range/K)	$\Delta_{\text{vap}}H_m$ (kJ mol ⁻¹)	Mean temperature (T_m /K)	Method	CAS registry number Reference
	(278–308)	22.7	(293)		[02/24]
	(293–353)	22.6	(308)		[02/4]
	(237–370)	22.3	(250)		[92/12]
	(237–370)	14.5	(300)		[92/12]
	(237–370)	12.5	(325)		[92/12]
C ₃ HF ₇ O	trifluoromethyl 1 <i>H</i> -pentafluoroethyl ether (232–313)	27.3	(247)	A	[2356-61-8] [92/12]
C ₃ HF ₇ O ₂ S	fluorosulfurous acid, 2,2,2-trifluoro-1-(trifluoromethyl)ethyl ester	33.8			[52225-56-6] [75/41]
C ₃ HF ₈ NOS	S-(pentafluoroethyl)-S-(trifluoromethyl)sulfoximine	36.3	(358)	I	[34556-23-5] [72/25]
C ₃ HF ₉ N ₂	<i>tris</i> (trifluoromethyl)hydrazine (238–307)	29.9	(273)		[66/32]
C ₃ HF ₁₁ S	pentafluoro [2,2,2-trifluoro-1-(1-trifluoromethyl)ethyl] sulfur	30.1			[68010-34-4] [78/23]
C ₃ HN	cyanoacetylene (279–315)	28.1	(294)	A	[1070-71-9] [87/5]
C ₃ H ₂ ClF ₅ O	1-chloro-1,2,2-trifluoro-2-(difluoromethoxy)ethane (274–351)	33.8	(289)		[13838-16-9] [88/5]
	(290–329)	32.9	(305)	A	[87/5]
		32.6±0.1	(298)	C	[84/7]
		31.3±0.1	(313)	C	[84/7]
		30.2±0.1	(328)	C	[84/7]
		29.1±0.1	(343)	C	[84/7]
C ₃ H ₂ ClF ₅ O	2-chloro-1,1,1-trifluoro-2-(difluoromethoxy)ethane (280–344)	31.7	(295)		[26675-46-7] [88/5]
	(283–312)	31.9	(297)	A	[87/5]
C ₃ H ₂ Cl ₂ F ₄	3,3-dichloro-1,1,1,3-tetrafluoropropane (297–333)	31.7	(312)	A	[64712-27-2] [87/5]
C ₃ H ₂ Cl ₂ F ₄ O	2-chloro-1,1,2-trifluoroethyl chlorofluoromethyl ether	37.5±0.1	(298)	C	[37031-38-2] [84/2]
		36.4±0.1	(313)	C	[84/2]
		35.3±0.1	(328)	C	[84/2]
		34.1±0.1	(343)	C	[84/2]
		32.9±0.1	(353)	C	[84/2]
C ₃ H ₂ Cl ₃ F ₃	1,1,1-trichloro-3,3,3-trifluoropropane (320–365)	35.2	(335)		[7125-84-0] [87/5]
C ₃ H ₂ Cl ₄	1,1,2,3-tetrachloropropylene (347–416)	42.9	(362)	A	[60320-18-5] [87/5]
C ₃ H ₂ D ₅ N	(ring-perdeuterocyclopropyl)amine (283–330)	31.7	(298)		[153557-95-0] [93/22]
C ₃ H ₂ FNOS	fluoroacetyl isothiocyanate (273–353)	49.3	(288)	A	[459-71-2] [87/5][70/16] [99/16]
C ₃ H ₂ F ₆	1,1,1,3,3,3-hexafluoropropane (283–323)	24.5	(303)	A	[690-39-1] [00/23]
C ₃ H ₂ F ₆ N ₂ S	amino (hexafluoroisopropylideneimino) sulfur	37.7	(388)	I	[72/22]
C ₃ H ₂ F ₆ N ₂ S	2,2,2-trifluoro-N-[(trifluoromethyl)thiol]ethanimidamide (322–390)	39.8	(337)	A, I	[62067-09-8] [87/5][77/18] [99/16]
C ₃ H ₂ F ₆ O	2-(difluoromethoxy)-1,1,1,2-tetrafluoroethane (274–311)	24.9	(293)	I	[57041-67-5] [96/16]
C ₃ H ₂ F ₆ O	1,1,1,3,3,3-hexafluoro-2-propanol (294–330)	40.2	(309)	A, MM	[920-66-1] [87/5][73/5]
	(294–330)	41.6	(298)	MM	[73/5]
	(273–296)	47.3	(284)		[67/10]
C ₃ H ₂ F ₆ O ₂ S	trifluoromethanesulfinic acid, 2,2,2-trifluoromethyl ester	36.8	(363)		[30957-44-9] [71/20]
C ₃ H ₂ F ₈ N ₂ S	S,S-difluoro-N-[1-amino-2,2,2-trifluoro-1-(trifluoromethyl)ethyl] sulfilimine (295–313)	38.7	(304)	A	[2433-66-1] [87/5][69/22] [99/16]
C ₃ H ₂ O ₃	vinylene carbonate (308–350)	46.9	(323)	A	[872-36-6] [87/5]

TABLE 6. Enthalpies of vaporization of organic compounds, 1880–2002—Continued

Molecular formula	Compound (Temperature range/K)	$\Delta_{\text{vap}}H_m$ (kJ mol ⁻¹)	Mean temperature (T_m /K)	Method	CAS registry number Reference
C ₃ H ₃ Cl	(308–400)	41.3		MM	[71/1]
	1-chloro-1-propyne				[7747-84-4]
C ₃ H ₃ Cl ₂ F ₃	(200–289)	28.3	(274)	A	[87/5]
	1,1-dichloro-3,3,3-trifluoropropane				[460-69-5]
C ₃ H ₃ Cl ₂ F ₃ O	(301–342)	33.7	(316)	A	[87/5]
	2-chloro-1,1,2-trifluoroethyl chloromethyl ether				[428-92-2]
		42.4±0.1	(298)	C	[84/7]
		41.2±0.1	(313)	C	[84/7]
		40.1±0.1	(328)	C	[84/7]
		39.0±0.1	(343)	C	[84/7]
C ₃ H ₃ Cl ₃ O ₂		37.8±0.1	(358)	C	[84/7]
	methyl trichloroacetate				
C ₃ H ₃ Cl ₅		48.3±0.1	(298)	C	[72/41]
	1,1,2,2,3-pentachloropropane				[16714-68-4]
C ₃ H ₃ F ₃	(365–447)	46.3	(380)	A	[87/5][70/16]
	3,3,3-trifluoro-1-propene				[677-21-4]
C ₃ H ₃ F ₄ I	(283–363)	22.0	(298)	A	[87/5]
	1,1,1,2-tetrafluoro-3-iodopropane				[1737-76-4]
C ₃ H ₃ F ₄ I	(295–356)	28.4	(310)	A	[87/5]
	1,1,1,3-tetrafluoro-3-iodopropane				[460-74-2]
C ₃ H ₃ F ₄ NO ₂	(301–356)	31.2	(316)	A	[87/5]
	methoxy (trifluoromethyl)carbamic fluoride				
C ₃ H ₃ F ₅		27.8			[79/28]
	1,1,2,2,3-pentafluoropropane				[679-86-7]
C ₃ H ₃ F ₅	(258–353)	30.2	(273)	A	[02/25]
	1,1,1,2,2-pentafluoropropane				[1814-88-6]
C ₃ H ₃ F ₅ O	(232–283)	22.9	(268)	A	[87/5][70/16]
	(233–379)	23.0	(248)		[67/7]
	2,2,3,3,3-pentafluoro-1-propanol				[422-05-9]
C ₃ H ₃ F ₅ O	(273–297)	47.0	(285)	A, MM	[87/5][67/4]
		44.4	(298)	MM	[84/9]
		41.3	(298)		[73/5][67/4]
					[67/3]
C ₃ H ₃ F ₅ O		33.5	(303)	I	[37031-31-5]
	1,1,2,2-tetrafluoro-1-(fluoromethoxy)ethane				[02/19]
C ₃ H ₃ F ₆ NOS		30.7	(338)	I	[34556-25-7]
	N-methyl-S,S-bis(trifluoromethyl)sulfoximine				[72/25]
C ₃ H ₃ F ₆ NS		31.1	(284)	A	[87/5]
	N,N-bis(trifluoromethyl)methanesulfenamide				
C ₃ H ₃ F ₆ O ₂ P	(269–309)	31.1	(284)	A	[87/5]
	bis(trifluoromethyl)phosphinic acid, methyl ester				[25439-11-6]
C ₃ H ₃ F ₆ PS	(258–313)	40.5	(273)	A	[87/5]
	bis(trifluoromethyl) methylthiophosphine				
C ₃ H ₃ F ₆ PS ₂	(273–321)	36.9	(297)	T	[64/31]
	bis(trifluoromethyl)dithiophosphinic acid, methyl ester				[18799-79-6]
C ₃ H ₃ N	(273–344)	41.5	(288)	A	[87/5][99/16]
	acrylonitrile				[107-13-1]
	(257–352)	33.6	(272)	A	[87/5]
	(283–343)	31.6	(298)	A	[87/5]
	(222–351)	35.5	(237)		[64/9]
	(293–343)	32.9	(308)		[64/7]
C ₃ H ₃ NO	(273–353)	32.6			[45/6]
	oxazole				[288-42-6]
C ₃ H ₃ NO	(293–344)	34.6	(308)	A	[87/5]
		32.5±0.1	(298)	C	[78/4]
C ₃ H ₃ NO		37.2±0.2	(298)	EB	[288-14-2]
	isoxazole				[96/4]
C ₃ H ₃ NO ₂	(314–404)	36.5±0.1	(298)	C	[78/4]
					[17640-15-2]
C ₃ H ₃ NO ₂		39.3	(288)	A	[87/5][70/16]
	cyanofornic acid, methyl ester				[288-47-1]
C ₃ H ₃ NS	(333–393)	39.7	(348)	A	[87/5]
	(336–391)	38.9	(351)	A	[87/5][69/4]
	thiazole				[463-49-0]
C ₃ H ₄	(136–274)	22.6	(259)	A	[87/5]
	allene				

TABLE 6. Enthalpies of vaporization of organic compounds, 1880–2002—Continued

Molecular formula	Compound (Temperature range/K)	$\Delta_{\text{vap}}H_m$ (kJ mol ⁻¹)	Mean temperature (T_m /K)	Method	CAS registry number Reference
C ₃ H ₄	(193–246)	19.9	(231)	A	[87/5]
	(153–238)	21.3	(223)		[47/5]
	(138–189)	22.9	(174)		[40/3][84/9]
	(203–236)	20.9	(220)	MM	[30/5]
	(200–260)	21.5	(245)		[21/2][84/9]
	1-propyne				[74-99-7]
	(183–257)	23.0	(242)	A	[87/5]
	(257–402)	20.8	(272)	A	[87/5]
	(303–361)	21.2	(318)	A	[87/5]
	(359–402)	21.9	(374)	A	[87/5]
	(249–306)	23.2	(264)	A	[87/5]
		22.1	(275)		[71/28]
	(162–255)	23.9	(240)		[67/13]
	(323–400)	21.6	(338)		[62/29]
	(194–250)	23.4	(235)		[33/8][84/9]
	(200–260)	21.4	(230)		[21/3]
C ₃ H ₄ Br ₂	2,3-dibromopropylene				[513-31-5]
	(267–415)	43.1	(282)	A	[87/5][47/5]
C ₃ H ₄ Br ₄	1,2,2,3-tetrabromopropane				[54268-02-9]
	(418–580)	57.7	(433)	A	[87/5][70/16]
C ₃ H ₄ ClFO ₃	carbonochloridic acid, 2-fluoroethyl ester				[462-27-1]
	(273–333)	46.6	(288)	GS	[87/5][48/14]
					[70/16]
C ₃ H ₄ ClF ₃	1-chloro-3,3,3-trifluoropropane				[460-35-5]
	(297–315)	29.9	(306)	A	[87/5]
	(301–341)	33.7	(316)		[72/7]
C ₃ H ₄ ClF ₃ O	2-chloro-1,1,2-trifluoroethyl methyl ether				[425-87-6]
		34.4±0.1	(298)	C	[84/2]
		33.4±0.1	(313)	C	[84/2]
		31.1±0.1	(343)	C	[84/2]
C ₃ H ₄ ClF ₃ O ₂ S	trifluoromethanesulfinic acid, 2-chloroethyl ester				[61915-99-9]
	(320–403)	40.5	(335)	I	[87/5][77/17]
					[99/16]
C ₃ H ₄ Cl ₂ F ₂ O	2,2-dichloro-1,1-difluoro-1-methoxyethane				[76-38-0]
	(279–378)	40.3	(294)	A	[87/5]
C ₃ H ₄ Cl ₂ O	1,1-dichloroacetone				[513-88-2]
	(292–382)	35.8	(307)	A	[87/5][70/5]
C ₃ H ₄ Cl ₂ O	1,3-dichloroacetone				[534-07-6]
	(348–445)	49.6	(363)	A	[87/5][70/5]
C ₃ H ₄ Cl ₂ O ₂	methyl dichloroacetate				[116-54-1]
		47.7±0.1	(298)	C	[72/41]
	(331–481)	44.9	(346)	A	[87/5][70/16]
	(276–416)	47.2	(291)		[47/5]
C ₃ H ₄ Cl ₄	1,1,1,2-tetrachloropropane				[812-03-3]
	(331–469)	42.3	(346)	A	[87/5][70/16]
C ₃ H ₄ Cl ₄	1,1,1,3-tetrachloropropane				[1070-78-6]
	(300–377)	57.8	(315)	A	[87/5]
C ₃ H ₄ Cl ₄	1,2,2,3-tetrachloropropane				[13116-53-5]
	(346–415)	42.8	(361)	A	[87/5]
C ₃ H ₄ F ₂ O ₂	methyl difluoroacetate				[432-53-4]
	(273–333)	41.9	(288)	GS	[87/5][48/14]
					[70/16]
C ₃ H ₄ F ₄ O	2-difluoromethoxy-1,1-difluoroethane				[32778-16-8]
	(288–328)	32.9	(303)	I	[02/19]
C ₃ H ₄ F ₄ O	2,2,3,3-tetrafluoro-1-propanol				[76-37-9]
	(303–380)	47.9	(318)	A	[87/5]
	(298–333)	50.3	(313)	MM	[73/5]
	(298–333)	53.6	(298)	MM	[73/5]
C ₃ H ₄ O	acrolein				[107-02-8]
	(250–306)	32.3	(265)	A	[87/5]
	(304–325)	30.9	(314)		[79/15]
	(208–326)	33.5	(223)	A	[87/5][47/5]
C ₃ H ₄ O	propargyl alcohol (2-propyn-1-ol)				[107-19-7]
	(293–387)	42.0	(308)	A	[87/5]

TABLE 6. Enthalpies of vaporization of organic compounds, 1880–2002—Continued

Molecular formula	Compound (Temperature range/K)	$\Delta_{\text{vap}}H_m$ (kJ mol ⁻¹)	Mean temperature (T_m /K)	Method	CAS registry number Reference
C ₃ H ₄ O ₂	acrylic acid				[79-10-7]
		53.1±4.2	(298)	C	[96/8]
	(341–414)	45.3	(356)	A	[87/5][73/14]
C ₃ H ₄ O ₂	(293–343)	32.7	(308)		[64/7]
	β -propiolactone (2-oxetanone)				[127-17-3]
	(324–435)	46.4	(339)	A	[87/5]
C ₃ H ₄ O ₃		47.0±0.1	(298)	C	[66/19]
	ethylene carbonate				[96-49-1]
	(381–437)	59.6	(396)	A	[87/5]
C ₃ H ₄ O ₃	(368–449)	60.3	(383)	EB	[82/8]
	(368–449)	56.3	(423)	EB	[82/8]
	(368–433)	55.0	(433)	EB	[82/8]
	pyruvic acid				[127-17-3]
C ₃ H ₄ O ₃	(294–438)	51.4	(309)	A	[87/5][47/5]
	trithiocarbonic acid, cyclic ethylene ester				[822-38-8]
C ₃ H ₄ S ₃	(294–303)	82.9	(298)		[99/16]
	allyl bromide				[106-95-6]
C ₃ H ₅ Br	(297–338)	32.2	(312)	A, EB	[87/5][77/8]
		31.7±0.1	(318)	C	[77/8]
		31.0±0.1	(330)	C	[77/8]
		30.4±0.1	(341)	C	[77/8]
C ₃ H ₅ Br	<i>cis</i> 1-bromopropylene				[590-14-7]
	(257–366)	32.0	(272)	A	[87/5][70/16]
C ₃ H ₅ Br	<i>trans</i> 1-bromopropylene				[590-14-7]
	(262–372)	32.5	(277)	A	[87/5][70/16]
C ₃ H ₅ Br ₃	1,2,3-tribromopropane				[96-11-7]
	(390–595)	50.8	(405)	A	[87/5]
	(400–478)	50.2	(415)		[49/1][84/9]
C ₃ H ₅ Cl	allyl chloride				[107-05-1]
	(203–318)	33.1	(218)	A	[87/5]
	(286–317)	30.0	(301)		[44/5][84/9]
C ₃ H ₅ Cl	1-chloropropene				[590-21-6]
	(191–310)	29.5	(206)		[47/5]
	<i>cis</i> 1-chloropropene				[16136-84-8]
C ₃ H ₅ Cl	(276–332)	27.9	(291)		[01/19]
	(237–338)	29.2	(252)	A	[87/5][70/16]
	<i>trans</i> 1-chloropropene				[16136-85-9]
C ₃ H ₅ Cl	(277–340)	28.5	(292)		[01/19]
	(241–343)	29.7	(256)	A	[87/5][70/16]
	2-chloropropene				[557-98-2]
C ₃ H ₅ Cl	(229–327)	28.0	(244)	A	[87/5][70/16]
	epichlorohydrin				[106-89-8]
C ₃ H ₅ ClO	(256–391)	42.9	(272)		[47/5]
	chloroacetone				[78-95-5]
C ₃ H ₅ ClO ₂	(316–392)	40.1	(331)	A	[87/5]
	methyl chloroacetate				[96-34-4]
	(318–402)	46.7±0.1	(298)	C	[72/41]
C ₃ H ₅ ClO ₂		45.5	(333)	A	[87/5][67/6]
					[84/9]
	(298–403)	46.7	(313)		[28/2][84/9]
	ethylchloroformate				[541-41-3]
C ₃ H ₅ Cl ₃	(281–286)	38.7±0.2	(283)	BG	[80/2]
	(281–286)	37.8±0.2	(298)	BG	[80/2]
	1,1,1-trichloropropane				[7789-89-1]
C ₃ H ₅ Cl ₃	(244–382)	38.8	(259)	A	[87/5][47/5]
	1,1,3-trichloropropane				[20395-25-9]
C ₃ H ₅ Cl ₃	(328–464)	41.8	(343)	A	[87/5][70/16]
	1,2,3-trichloropropane				[96-18-4]
	(337–477)	47.8±0.1	(298)	C	[89/10]
C ₃ H ₅ Cl ₃		43.0	(352)	A	[87/5][70/16]
	(282–431)	46.8	(297)		[47/5]
	1,2-epoxy-3-fluoropropane				[503-09-3]
C ₃ H ₅ FO	(273–333)	39.9	(288)	A, GS	[87/5][48/14]
					[70/16]

TABLE 6. Enthalpies of vaporization of organic compounds, 1880–2002—Continued

Molecular formula	Compound (Temperature range/K)	$\Delta_{\text{vap}}H_m$ (kJ mol ⁻¹)	Mean temperature (T_m /K)	Method	CAS registry number Reference
C ₃ H ₅ FO ₂	methyl fluoroacetate (273–333)	42.7	(288)	A, GS	[453-18-9] [87/5][48/14] [70/16]
C ₃ H ₅ F ₃ O	1,1,2-trifluoro-1-methoxyethane (276–317)	31.1	(291)	I	[428-66-0] [02/19]
C ₃ H ₅ F ₃ O	1,1,1-trifluoro-2-propanol (292–333)	44.2	(307)	A, MM	[374-01-6] [87/5][73/5] [84/9] [73/5]
C ₃ H ₅ F ₃ O ₂ S	trifluoromethylsulfonic acid, trifluoromethyl ester (294–333)	44.8 37.2	(298) (370)	MM	[30957-43-8] [71/20]
C ₃ H ₅ F ₃ S ₂	ethyl(trifluoromethyl) disulfide (253–303)	33.8	(268)	A	[691-05-4] [87/5][99/16]
C ₃ H ₅ N	propionitrile (288–371)	36.1	(303)	A	[107-12-0] [87/5]
	(308–363)	36.7	(326)	BG	[71/2]
	(189–295)	36.5	(280)		[56/5][84/9]
	(308–370)	35.9	(323)		[49/1][84/9]
C ₃ H ₅ NO	acrylamide (357–413)	61.5	(372)	A	[79-06-1] [87/5]
	(373–413)	76.5	(388)	A	[87/5]
C ₃ H ₅ NO	methoxyacetone (285–316)	41.7±0.6	(298)	GS	[1738-36-9] [95/11]
C ₃ H ₅ NO	2-cyanoethanol (331–494)	53.4	(346)	A	[109-78-4] [87/5]
C ₃ H ₅ NO	2-propenal oxime (303–381)	42.2	(318)	A	[5314-33-0] [87/5]
C ₃ H ₅ NO ₂	1-nitropropylene (301–373)	37.1	(337)		[3156-70-5] [84/22]
	(273–333)	44.1	(288)	A	[87/5][70/16]
C ₃ H ₅ NO ₂	2-nitropropylene (273–333)	38.2	(288)	A	[4749-28-4] [87/5][70/16]
C ₃ H ₅ NS	ethyl isothiocyanate (283–404)	40.2	(298)	A	[542-85-8] [87/5]
	(283–323)	39.8	(298)		[35/3][84/9]
C ₃ H ₅ NS	ethyl thiocyanate (358–422)	44.2	(373)	A	[542-90-5] [87/5][99/16]
C ₃ H ₅ N ₃ O ₉	glycerol trinitrate (293–373)	104.5	(308)	A	[55-63-0] [87/5]
	(400–524)	58.6	(415)		[47/5]
C ₃ H ₅ P	2-propynylphosphine (228–273)	36.8	(250)		[114596-02-0] [88/13]
C ₃ H ₆	cyclopropane (195–225)	21.8	(210)		[75-19-4] [97/19]
	(358–398)	20.4	(373)	A	[87/5]
	(297–359)	19.9	(312)	A	[87/5]
	(188–239)	20.3	(224)	A	[87/5]
	(239–298)	19.9	(254)	A	[87/5]
	(183–241)	21.1	(226)		[46/1][84/9]
C ₃ H ₆	propylene (297–363)	18.7	(312)	A	[115-07-1] [87/5]
	(104–161)	22.2	(146)	A	[87/5]
	(228–271)	18.7	(256)	A	[87/5]
	(270–327)	18.5	(285)	A	[87/5]
	(325–363)	18.8	(340)	A	[87/5]
	(161–242)	19.2	(227)	A	[87/5][70/16]
	(298–423)	18.7	(360)		[53/17]
	(166–226)	19.6	(211)		[39/2]
	(236–283)	19.3	(268)		[21/2][84/9]
C ₃ H ₆ BrCl	1-bromo-3-chloropropane (326–488)	42.0	(341)	A	[109-70-6] [87/5][70/16]
C ₃ H ₆ BrNO	2-bromo-2-nitrosopropane (239–356)	41.0	(254)	A	[7119-91-7] [87/5][70/16]
C ₃ H ₆ Br ₂	1,1-dibromopropane				[598-17-4]

TABLE 6. Enthalpies of vaporization of organic compounds, 1880–2002—Continued

Molecular formula	Compound (Temperature range/K)	$\Delta_{\text{vap}}H_m$ (kJ mol ⁻¹)	Mean temperature (T_m /K)	Method	CAS registry number Reference
	(322–449)	42.5	(337)	A, EST	[87/5][56/16] [70/16]
C ₃ H ₆ Br ₂	1,2-dibromopropane (312–403) (310–400)	41.4 42.2	(327) (298)	A	[87/5] [91/2][75/16]
	(329–456)	42.3±0.7 44.6	(298) (344)	EB A	[75/15] [87/5][70/16]
C ₃ H ₆ Br ₂	1,3-dibromopropane (266–415)	42.8	(281)		[47/5] [109-64-8]
		47.6	(298)	GC	[94/19]
		47.3±0.1	(308)	C	[92/11]
		46.7±0.1	(315)	C	[92/11]
		46.1±0.1	(323)	C	[92/11]
		45.5±0.1	(330)	C	[92/11]
		44.8±0.1	(338)	C	[92/11]
	(307–437)	46.6	(322)	A	[87/5]
	(351–487)	47.8	(366)	A	[87/5][70/16]
	(283–440)	45.3	(298)		[47/5]
C ₃ H ₆ Br ₂ O	2,3-dibromo-1-propanol (330–492)	57.3	(345)	A	[96-13-9] [87/5][47/5]
C ₃ H ₆ Cl ₂	1,1-dichloropropane (310–360) (282–399)	35.2 35.5	(298) (297)		[78-99-9] [67/11][91/2] [87/5][56/16]
				A, EST	[70/16]
C ₃ H ₆ Cl ₂	1,2-dichloropropane (294–406) (300–370)	38.4±0.3 36.3	(298) (298)	EB	[78-87-5] [97/8] [91/2]
		36.1±0.1	(298)	C	[89/10]
	(239–373)	39.4	(254)	A	[87/5]
	(321–369)	34.7	(336)		[49/1]
	(288–373)	34.3	(303)		[33/5]
C ₃ H ₆ Cl ₂	1,3-dichloropropane (330–400)	41.0 41.0	(298) (298)	GC	[142-28-9] [94/19] [87/11][91/2]
		40.6±0.1	(298)	C	[89/10]
	(307–435)	39.0	(322)	A	[87/5][70/16]
C ₃ H ₆ Cl ₂	2,2-dichloropropane (295–340) (267–378)	32.1 33.2	(298) (282)	A A	[594-20-7] [87/11][91/2] [87/5][70/16]
C ₃ H ₆ Cl ₂ O	2,3-dichloro-1-propanol (384–419)	48.5	(399)	A	[616-23-9] [87/5]
C ₃ H ₆ Cl ₂ O	1,3-dichloro-2-propanol (301–448)	50.4	(316)	A	[96-23-1] [87/5][47/5]
C ₃ H ₆ F ₂	1,1-difluoropropane (219–311)	27.2	(234)	A, EST	[430-81-5] [87/5][56/16]
					[70/16]
C ₃ H ₆ F ₂	2,2-difluoropropane (211–302)	25.6	(226)	A	[420-45-1] [87/5][70/16]
C ₃ H ₆ F ₂ O	1,1-difluoro-2-methoxyethane (288–322)	31.8	(303)	I	[461-57-4] [02/19]
C ₃ H ₆ F ₃ NS	N,N-dimethyl-trifluoromethanesulfphenamide (223–295)	30.2	(259)		[60/24]
C ₃ H ₆ F ₃ NS	dimethyl(trifluoromethylthio)amine (273–329)	31.1	(288)	A	[62067-13-4] [87/5][99/16]
C ₃ H ₆ F ₃ OP	methyl(trifluoromethyl)phosphinous acid, methyl ester (232–285)	33.9	(258)		[26348-84-5] [70/26]
C ₃ H ₆ F ₃ OP	dimethyl(trifluoromethyl)phosphine oxide (347–360)	52.4	(353)		[26348-91-4] [70/26]
C ₃ H ₆ F ₃ O ₂ P	(trifluoromethyl)phosphonic acid, dimethyl ester (237–318)	37.4	(252)	A	[684-56-0] [87/5][61/14]
C ₃ H ₆ F ₃ PS	methyl(trifluoromethyl)phosphinothious acid, methyl ester (273–313)	38.4	(293)		[26348-86-7] [70/26]
C ₃ H ₆ F ₃ PS	dimethyl(trifluoromethyl)phosphine sulfide (323–357)	47.2	(340)		[26348-92-5] [70/26]

TABLE 6. Enthalpies of vaporization of organic compounds, 1880–2002—Continued

Molecular formula	Compound (Temperature range/K)	$\Delta_{\text{vap}}H_m$ (kJ mol ⁻¹)	Mean temperature (T_m /K)	Method	CAS registry number Reference
C ₃ H ₆ I ₂	1,3-diiodopropane	54.1	(298)	GC	[627-31-6] [94/19]
C ₃ H ₆ N ₂ O ₄	1,1-dinitropropane (323–383)	57.9	(338)	A	[601-76-3] [87/5]
C ₃ H ₆ N ₂ O ₄	2,2-dinitropropane (363–553)	46.3	(378)	A	[595-49-3] [87/5]
C ₃ H ₆ N ₂ O ₆	1,2-propanediol dinitrate (288–328)	63.8	(303)	A	[6423-43-4] [87/5][70/16]
C ₃ H ₆ N ₂ O ₆	1,3-propanediol dinitrate (293–313)	74.3±4.6	(303)	A, GS	[3457-90-7] [87/5][57/5]
C ₃ H ₆ N ₆ O ₆	hexahydro-1,3,5-trinitro-1,3,5-triazine (503–523)	84.4	(513)	A	[121-82-4] [87/5]
C ₃ H ₆ O	2-propen-1-ol (323–373)	47.3	(298)	CGC	[107-18-6] [95/21]
C ₃ H ₆ O	oxetane	29.8	(298)	C	[503-30-0] [81/8]
C ₃ H ₆ O	acetone (329–488)	29.9	(344)	A	[67-64-1] [87/5]
	(178–243)	32.9	(228)	A	[87/5]
	(203–269)	33.8	(254)	A	[87/5]
	(323–379)	30.6	(338)	A	[87/5]
	(374–464)	29.5	(389)	A	[87/5]
	(457–508)	29.7	(472)	A	[87/5]
		26.1	(373)	C	[86/18]
		21.7	(423)	C	[86/18]
		15.3	(473)	C	[86/18]
		9.2	(498)	C	[86/18]
	(285–329)	31.9	(300)	EB	[86/10]
	(305–333)	31.8	(319)		[84/23]
	(259–351)	32.8	(274)	A	[87/5][74/6] [75/8]
		31.3	(298)		[75/8]
	(261–328)	32.7	(276)	A, EB	[87/5][72/6]
	(278–293)	32.6	(285)		[63/25]
	(310–329)	31.1	(319)		[57/3]
	(204–339)	35.0	(253)	MG	[26/7]
	(204–339)	32.1	(293)	MG	[26/7]
	(204–339)	30.7	(313)	MG	[26/7]
C ₃ H ₆ O	allyl alcohol (310–340)	44.6	(325)		[107-18-6] [02/45]
	(253–370)	46.7	(268)	A	[87/5]
		NA			[36/2]
	(283–313)	44.8	(298)		[35/3]
C ₃ H ₆ O	methyl vinyl ether (278–412)	23.4	(293)	A	[107-25-5] [87/5]
C ₃ H ₆ O	propanal (263–373)	31.5	(278)		[123-38-6] [77/24]
	(286–321)	NA	(301)		[74/8]
		28.3	(321)		[72/4]
		29.4	(303)		[72/4]
		30.3	(286)		[72/4]
		29.6	(298)		[72/4]
	(290–322)	30.3	(305)	A	[87/5][70/16]
	(250–330)	31.9	(265)	EB	[87/5][51/8]
C ₃ H ₆ O	propylene oxide (225–308)	31.6	(240)	A	[75-56-9] [87/5][70/16]
	(292–345)	28.5	(307)		[66/3]
		27.9	(298)	C	[62/28]
	(249–308)	30.1	(264)		[59/1]
	(285–322)	28.2	(303)		[37/7]
	(243–306)	32.9	(273)		[35/5]
C ₃ H ₆ O ₂	1,3-dioxolane (305–347)	34.6	(326)		[646-06-0] [89/3]
	(280–323)	35.8	(295)	A	[87/5]

TABLE 6. Enthalpies of vaporization of organic compounds, 1880–2002—Continued

Molecular formula	Compound (Temperature range/K)	$\Delta_{\text{vap}}H_m$ (kJ mol ⁻¹)	Mean temperature (T_m /K)	Method	CAS registry number Reference
	(321–357)	33.7	(339)		[82/3]
	(306–346)	33.7	(326)		[80/18]
	(280–355)	34.1	(296)		[68/2][84/9]
		35.6±0.4			[59/23]
C ₃ H ₆ O ₂	ethyl formate				[109-94-4]
	(300–326)	31.4	(313)		[93/8]
	(327–498)	29.9	(342)	A	[87/5]
		31.6±0.1	(304)	C	[76/14]
		30.9±0.1	(313)	C	[76/14]
		29.8±0.1	(328)	C	[76/14]
	(213–336)	35.8	(228)	A	[87/5][70/16]
C ₃ H ₆ O ₂	methyl acetate				[79-20-9]
	(260–351)	34.1	(275)	A	[87/5]
		32.3±0.1	(298)	C	[80/13]
		29.5±0.1	(343)	C	[80/13]
	(308–338)	31.8	(323)	DTA	[80/8]
		32.6±0.1	(298)	C	[79/1]
		32.2±0.1	(304)	C	[77/12]
		31.6±0.1	(313)	C	[77/12]
		30.5±0.1	(328)	C	[77/12]
		30.3±0.1	(331)	C	[77/12]
		32.5	(295)		[76/8]
		30.2	(330)		[76/8]
	(273–318)	34.5	(296)	BG	[71/2]
	(274–329)	33.4	(289)	A	[87/5][65/3]
					[70/16]
C ₃ H ₆ O ₂	propionic acid				[79-09-4]
	(353–393)	54.9	(298)	CGC	[95/21]
	(343–419)	47.0	(358)	A	[87/5]
	(414–511)	60.6	(429)	A	[87/5]
	(345–401)	46.4	(360)	A	[87/5]
		56.0	(303)		[83/13]
	monomer	31.1±0.1	(298)	C	[70/8]
		55±2	(298)	C	[70/8]
	(328–437)	48.3	(343)		[81/11]
C ₃ H ₆ O ₃	2-methoxyacetic acid				[625-45-6]
	(325–477)	54.5	(340)	A	[87/5][47/5]
C ₃ H ₆ O ₃	methyl glycolate				[96-35-5]
	(326–381)	52.5±6.3	(298)	EB	[96/5]
	(282–425)	47.4	(297)	A	[87/5][47/4]
C ₃ H ₆ O ₃	dimethylcarbonate				[616-38-6]
	(326–411)	36.4	(341)		[02/23]
	(311–397)	37.7±0.2	(298)	EB	[97/7][97/6]
C ₃ H ₆ O ₃	peroxypropionic acid				[4212-43-5]
	(273–393)	43.2	(288)	A	[87/5][51/10]
					[70/16]
C ₃ H ₆ O ₃	propylene ozonide				[87/5][56/18]
	(261–296)	36.9	(281)	A	[110-88-3]
C ₃ H ₆ O ₃	1,3,5-trioxane				[87/5][65/4]
	(329–386)	40.0	(344)	A	[1072-43-1]
C ₃ H ₆ S	2-methylthiirane				[87/5][70/16]
	(272–423)	34.6	(287)		[99/16]
C ₃ H ₆ S	thiacyclobutane (thietane)				[287-27-4]
	(275–393)	36.5	(290)		[99/16]
		35.8	(298)		[71/28]
	(321–404)	34.6	(336)	A, EB	[87/5][53/8]
					[66/5]
C ₃ H ₇ Br	1-bromopropane				[106-94-5]
	(301–344)	31.8	(316)	A, EB	[87/5][77/8]
		31.1±0.1	(322)	C	[77/8]
		30.5±0.1	(332)	C	[77/8]
		30.1±0.1	(339)	C	[77/8]
		29.3±0.1	(352)	C	[77/8]

TABLE 6. Enthalpies of vaporization of organic compounds, 1880–2002—Continued

Molecular formula	Compound (Temperature range/K)	$\Delta_{\text{vap}}H_m$ (kJ mol ⁻¹)	Mean temperature (T_m /K)	Method	CAS registry number Reference
C ₃ H ₇ Br	(250–368)	31.9±0.1 34.1	(298) (265)	C A, EST	[66/2] [87/5][61/13] [70/16]
	(220–344)	35.5	(235)		[47/5]
	(273–303)	32.6	(288)		[06/1][84/9]
	2-bromopropane				[75-26-3]
	(323–363)	30.6	(298)	CGC	[95/21]
	(236–328)	32.1	(251)	A	[87/5]
	(299–332)	30.1	(314)	EB	[87/5][77/8]
		29.8±0.1	(305)	C	[77/8]
		29.2±0.1	(318)	C	[77/8]
		28.5±0.1	(330)	C	[77/8]
C ₃ H ₇ Cl		28.0±0.1	(338)	C	[77/8]
		30.2±0.1	(298)	C	[66/2]
	(211–333)	33.4	(226)		[47/5]
	(273–303)	30.9	(288)		[06/1][84/9]
	1-chloropropane				[540-54-5]
C ₃ H ₇ Cl	(250–320)	29.0	(298)		[84/9][91/2]
		28.5±0.2	(298)	C	[77/1]
	(248–320)	31.0	(263)	A	[87/5][69/5] [70/16]
	(205–319)	33.1	(219)		[47/5]
C ₃ H ₇ Cl	2-chloropropane				[75-29-6]
	(239–310)	30.2	(254)	A	[87/5]
	(194–309)	30.6	(209)		[47/5]
C ₃ H ₇ ClO	(273–303)	27.3	(288)		[06/1][84/9]
	1-chloro-2-propanol				[127-00-4]
	(308–399)	45.0±2.2	(340)	EB	[02/14]
C ₃ H ₇ ClO	(308–399)	42.2±1.9	(380)	EB	[02/14]
	2-chloro-1-propanol				[78-89-7]
C ₃ H ₇ ClO ₂	(316–399)	45.0	(331)	A	[87/5]
	3-chloro-1,2-propanediol				[96-24-2]
C ₃ H ₇ ClO ₂ S	(343–409)	66.6	(358)		[96/13]
	1-propanesulfonyl chloride				[10147-36-1]
	(273–362)	52.3	(288)		[99/16]
C ₃ H ₇ ClS	(362–464)	49.9	(377)		[99/16]
	(243–273)	60.1	(258)	A	[87/5][99/16]
	methyl(2-chloroethyl) sulfide				
C ₃ H ₇ ClS	(293–333)	42.4	(308)	A, GS	[87/5][48/9] [70/16]
	1-fluoropropane				[460-13-9]
C ₃ H ₇ F	(196–289)	24.0	(274)	A, EST	[87/5][61/13] [70/16]
	2-fluoropropane				[420-26-8]
C ₃ H ₇ F	(190–264)	23.7	(249)	A	[87/5]
	1-iodopropane				[107-08-4]
C ₃ H ₇ I	(171–271)	37.8	(256)	A	[87/5]
		36.3±0.1	(298)	C	[68/1]
	(271–402)	36.8	(286)	A, EST	[87/5][61/13] [70/16]
C ₃ H ₇ I	(237–375)	37.0	(252)		[47/5]
	2-iodopropane				[75-30-9]
	(313–353)	34.0	(298)	CGC	[95/21]
	(173–262)	36.7	(247)	A	[87/5]
C ₃ H ₇ N		34.1±0.1	(298)	C	[68/1]
	(230–363)	36.3	(244)		[47/5]
	cyclopropylamine				[765-30-0]
C ₃ H ₇ N		31.3±0.4			[71/36]
	allylamine				[107-11-9]
C ₃ H ₇ N	(273–303)	33.0	(288)	A	[87/5]
	(273–324)	32.6	(288)	A	[87/5]
C ₃ H ₇ N	azetidine				[503-29-7]
	(273–303)	32.6	(288)	A	[87/5]
C ₃ H ₇ NO	acetone oxime				[127-06-0]

TABLE 6. Enthalpies of vaporization of organic compounds, 1880–2002—Continued

Molecular formula	Compound (Temperature range/K)	$\Delta_{\text{vap}}H_m$ (kJ mol ⁻¹)	Mean temperature (T_m /K)	Method	CAS registry number Reference
C ₃ H ₇ NO	(338–352) propionamide	51.4	(345)	A	[87/5] [79-05-0]
	(338–486) N,N-dimethyl formamide	60.3	(353)		[47/5] [68-12-2]
C ₃ H ₇ NO	(301–426)	49.2	(316)	A	[87/5]
		46.9	(298)	A	[85/7][85/6]
	(318–423)	42.5	(370)		[79/21]
	(331–425)	56.7	(346)		[74/7][84/9]
	(303–363)	46.7	(318)		[68/3]
C ₃ H ₇ NO	N-ethylformamide	58.4	(298)	A	[627-45-2] [85/7][85/6]
C ₃ H ₇ NO	N-methylacetamide				[79-16-3]
	(353–428)	62.0	(368)		[93/2]
	(333–443)	59.6	(348)	A	[87/5]
	(353–479)	53.5	(368)	A	[87/5] [68/3]
C ₃ H ₇ NO	propionaldehyde oxime				[627-39-4]
(313–339)	51.2	(326)	A	[87/5]	
C ₃ H ₇ NO ₂	ethyl carbamate				[51-79-6]
	(338–457)	56.6	(353)	A	[87/5][47/5]
C ₃ H ₇ NO ₂	isopropyl nitrite				[541-42-4]
(253–268)	26.0	(260)	A	[87/5][37/3]	
C ₃ H ₇ NO ₂	1-nitropropane				[108-03-2]
	(313–353)	43.9	(298)	CGC	[95/21]
	(293–405)	42.6	(308)	A, EB	[87/5][56/15] [70/16]
C ₃ H ₇ NO ₂	(331–404)	40.6	(346)		[49/1] [79-46-9]
	2-nitropropane				[75/21]
	(313–353)	43.9	(298)	CGC	[87/5][47/5]
	(284–394)	40.9	(299)	A, EB	[56/15][70/16]
C ₃ H ₇ NO ₂	propyl nitrite				[543-67-9]
(253–268)	28.3	(260)	A	[87/5][37/3]	
C ₃ H ₇ NO ₃	isopropyl nitrate				[1712-64-7]
	(273–343)	35.3 ± 0.1 39.7	(288)	DSC A	[99/12] [87/5][57/2] [70/16]
C ₃ H ₇ NO ₃	propyl nitrate				[627-13-4]
(273–343)	41.7	(288)	A	[87/5][57/2] [70/16]	
C ₃ H ₇ N ₃	1-azidopropane				[22293-25-0]
	(253–298)	31.1	(268)	A	[87/5][64/5] [84/9]
C ₃ H ₇ N ₃	2-azidopropane				[691-57-6]
	(253–298)	33.2	(268)	A	[87/5][64/5] [84/9]
C ₃ H ₇ P	2-propenylphosphine				[81637-99-2]
(210–273)	32.7	(241)		[88/13]	
C ₃ H ₈	propane				[74-98-6]
	(278–332)	18.8	(293)	A	[87/5]
	(165–248)	19.5	(233)	A	[87/5]
	(104–165)	22.1	(150)	A	[87/5]
	(231–281)	19.0	(266)	A	[87/5]
	(329–369)	19.2	(344)	A	[87/5]
	(312–367)	18.9	(327)		[80/1]
		18.77	(256)		[71/28]
	(166–231)	20.0	(216)		[38/4]
	C ₃ H ₈ N ₂	dimethyl ammonium cyanide			
(251–295)	49.0	(280)		[87/5][73/10]	
C ₃ H ₈ N ₂ S	1,3-dimethylthiourea				
(342–375)	93 ± 4.0	(359)	ME, TE	[94/21]	
C ₃ H ₈ O	methyl ethyl ether				[540-67-0]
	(281–433)	30.1	(296)	A	[87/5]
	(216–299)	37.0	(231)	A	[87/5]

TABLE 6. Enthalpies of vaporization of organic compounds, 1880–2002—Continued

Molecular formula	Compound (Temperature range/K)	$\Delta_{\text{vap}}H_m$ (kJ mol ⁻¹)	Mean temperature (T_m /K)	Method	CAS registry number Reference
C ₃ H ₈ O	(281–438)	37.1	(296)	A	[87/5]
	(278–281)	NA			[67/7]
	(182–280)	26.3	(265)		[47/5]
	1-propanol				[71-23-8]
		41.2	(371)		[00/24]
		35.2	(423)		[00/24]
		29.4	(453)		[00/24]
		21.0	(498)		[00/24]
		11.4	(528)		[00/24]
	(323–373)	49.2	(298)	CGC	[95/21]
	(303–370)	47.0	(318)		[95/14]
	(360–377)	42.9	(375)		[90/10]
	(200–228)	48.0	(214)	A	[87/5]
	(356–376)	43.5	(366)	A	[87/5]
	(369–407)	42.3	(384)	A	[87/5]
	(401–482)	40.1	(416)	A	[87/5]
	(478–507)	36.5	(492)	A	[87/5]
	(243–303)	46.3	(298)		[83/14]
	(275–373)	49.3	(290)		[73/26]
		46.4±0.1	(313)	C	[73/13]
		45.7±0.1	(323)	C	[73/13]
		44.9±0.1	(333)	C	[73/13]
		44.0±0.1	(343)	C	[73/13]
		43.2±0.1	(353)	C	[73/13]
		42.4±0.1	(363)	C	[73/13]
		47.49±0.02	(298)	C	[71/27]
	(333–377)	44.7	(348)	EB	[70/2][87/5]
	(292–370)	46.9	(307)	DTA	[69/5]
	(288–348)	46.7	(303)		[67/10]
		47.3±0.1	(298)	C	[66/2]
	(338–378)	44.3	(353)	EB	[63/8]
		46.6	(298)	C	[63/2]
	(405–537)	40.7	(420)		[63/20]
(343–385)	44.1	(358)		[61/18]	
	43.9±0.1	(343)	C	[61/18]	
	42.3±0.1	(360)	C	[61/18]	
	41.2±0.1	(370)	C	[61/18]	
	40.3±0.1	(378)	C	[61/18]	
	39.7±0.1	(384)	C	[61/18]	
(321–367)	45.5	(366)		[59/3]	
	43.2	(354)		[57/21]	
C ₃ H ₈ O	2-propanol				[67-63-0]
(322–355)	43.2	(337)		[02/26]	
	39.8	(355)		[00/25]	
	29.7	(423)		[00/25]	
	23.7	(453)		[00/25]	
	16.5	(483)		[00/25]	
	10.5	(503)		[00/25]	
	40.4			[99/32]	
(300–355)	44.8	(315)		[95/14]	
(195–228)	50.3	(213)	A	[87/5]	
(347–368)	42.0	(355)	A	[87/5]	
(350–383)	41.3	(365)	A	[87/5]	
(379–461)	39.2	(394)	A	[87/5]	
(453–508)	35.3	(468)	A	[87/5]	
(273–374)	45.7	(288)		[73/26]	
(325–362)	43.1	(340)	A, EB	[87/5][70/2]	
	45.34±0.02	(298)	C	[71/27]	
(288–348)	45.5	(303)		[67/10]	
	45.2±0.1	(298)	C	[66/2]	
	42.7±0.1	(330)	C	[64/23]	
	41.0±0.1	(346)	C	[64/23]	
	39.8±0.1	(355)	C	[64/23]	
	38.9±0.1	(363)	C	[64/23]	

TABLE 6. Enthalpies of vaporization of organic compounds, 1880–2002—Continued

Molecular formula	Compound (Temperature range/K)	$\Delta_{\text{vap}}H_m$ (kJ mol ⁻¹)	Mean temperature (T_m /K)	Method	CAS registry number Reference
C ₃ H ₈ O ₂	(329–363)	42.8	(344)	EB	[63/8]
		44.0	(298)	C	[63/2]
	(395–508)	39.1	(410)		[63/20]
		43.2	(324)	C	[63/28]
		41.7	(339)	C	[63/28]
		39.8	(355)	C	[63/28]
	(354–420)	41.1	(369)		[55/4]
	(273–363)	44.4	(298)		[28/5]
	2,3-dimercaptopropanol				[59-52-9]
	(353–413)	61.2	(382)		[99/16][87/5]
C ₃ H ₈ O ₂	2-methoxyethanol				[109-86-4]
	(333–423)	42.8	(348)	A	[87/5]
C ₃ H ₈ O ₂		45.2±0.2	(298)	C	[71/5]
	(329–396)	42.9	(344)		[56/6]
	dimethoxymethane				[109-87-5]
	(273–316)	31.2	(288)	A	[87/5]
	(273–318)	29.8	(288)	A	[87/5]
	(296–314)	30.3	(305)		[76/20]
C ₃ H ₈ O ₂	(273–308)	30.1	(288)		[49/2]
	1,2-propanediol				[57-55-6]
	(365–496)	60.0±0.3	(380)	EB	[02/17]
	(365–496)	56.2±0.2	(420)	EB	[02/17]
	(365–496)	52.0±0.3	(460)	EB	[02/17]
	(365–496)	47.5±0.6	(500)	EB	[02/17]
	(318–461)	58.6	(333)	A	[87/5][47/5]
	(353–403)	58.2	(378)		[35/4]
C ₃ H ₈ O ₂	(403–460)	56.0	(431)		[35/4]
	1,3-propanediol				[504-63-2]
		72.4±0.3	(298)	C	[88/14]
	(332–448)	57.2	(347)	A	[87/5][47/5]
	(383–433)	63.3	(408)		[35/4]
C ₃ H ₈ O ₂	(433–488)	60.4	(460)		[35/4]
	propylene glycol				[87/18]
	(373–408)	66.5	(413)	TGA	[56-81-5]
C ₃ H ₈ O ₃	glycerol				[88/10]
		91.7±0.9	(298)	C	[87/5]
	(469–563)	78.5	(484)	A	[87/5]
	(291–341)	86.8	(316)	ME	[77/11]
		67.5	(343)	GC	[77/34]
		66.8	(353)	GC	[77/34]
		66.2	(363)	GC	[77/34]
		65.5	(373)	GC	[77/34]
		64.8	(383)	GC	[77/34]
	(293–343)	85.8	(308)	ME	[87/5][62/18]
					[70/16]
		86.0	(471)		[1886/1]
	C ₃ H ₈ S	ethyl methyl sulfide			
(253–363)		33.7	(268)		[99/16]
		31.5	(298)		[81/12]
(296–373)		31.8	(311)	A, EB	[87/5][51/4]
		31.8	(298)		[71/28]
C ₃ H ₈ S					[66/5][54/11]
		30.3	(338)		[35/2]
	1-propanethiol				[107-03-9]
	(254–364)	33.7	(269)		[99/16]
		31.9	(298)		[71/28]
	(297–375)	31.8	(312)	A, EB	[87/5][56/7]
					[66/5][54/11]
		31.6±0.1	(303)	C	[56/7]
		30.7±0.1	(320)	C	[56/7]
		29.5±0.1	(341)	C	[56/7]
C ₃ H ₈ S	(284–340)	31.5	(312)		[33/7]
	2-propanethiol				[75-33-2]
	(242–348)	31.9	(257)		[99/16]

TABLE 6. Enthalpies of vaporization of organic compounds, 1880–2002—Continued

Molecular formula	Compound (Temperature range/K)	$\Delta_{\text{vap}}H_m$ (kJ mol ⁻¹)	Mean temperature (T_m /K)	Method	CAS registry number Reference
		29.5	(298)		[71/28]
	(283–358)	30.1	(298)	A, EB	[87/5][54/2] [66/5][54/11]
C ₃ H ₈ S ₂	1,3-propanedithiol (338–446)	50.9	(353)		[109-80-8] [99/16]
	(377–446)	41.6	(398)	A	[87/5]
		49.7	(298)		[62/11]
C ₃ H ₉ N	isopropylamine				[75-31-0]
		28.4	(298)		[79/9]
		27.2	(313)		[79/9]
	(277–334)	29.7	(292)	A, EB, IPM	[87/5][68/4] [70/16]
C ₃ H ₉ N	propylamine				[107-10-8]
		31.3	(298)		[79/9]
		30.1	(313)		[79/9]
		28.9	(328)		[79/9]
	(296–350)	31.3	(311)	A, EB, IPM	[87/5][68/4] [70/16]
C ₃ H ₉ N	trimethylamine (333–403)	23.0	(368)		[75-50-3] [50/9]
	(273–313)	24.1	(288)		[45/1]
	(193–276)	24.6	(261)	A	[87/5][44/6]
		24.5	(250)	C	[44/6]
C ₃ H ₉ NO	2-(methylamino)ethanol (340–461)	57.0±0.5	(298)	EB	[109-83-1] [97/8]
C ₃ H ₉ NO	1-amino-2-propanol (306–431)	51.6	(321)	A	[78-96-6] [87/5]
C ₃ H ₉ NO	N-methoxy dimethyl amine (trimethylhydroxylamine) (194–297)	28.0	(282)	A	[5669-39-6] [87/5][57/4]
C ₃ H ₉ NO	2-methoxyethyl amine (278–318)	38.8	(293)	A	[109-85-3] [87/5]
C ₃ H ₉ O ₃ P	methylphosphonic acid, dimethyl ester (336–408)	64.0	(351)	A	[756-79-6] [87/5][55/5]
C ₃ H ₉ O ₃ P	trimethyl phosphite (302–342)	42.5	(317)	EB	[121-45-9] [90/9]
	(422–494)	32.8	(437)	A	[87/5]
C ₃ H ₉ O ₄ P	trimethyl phosphate (296–466)	48.8	(311)	A	[512-56-1] [87/5][47/5]
C ₃ H ₉ P	trimethyl phosphine (248–310)	28.9	(263)	A	[594-09-2] [87/5]
		28.0±2.1			[57/23][62/15]
C ₃ H ₁₀ N ₂	1,3-diaminopropane				[109-76-2]
		50.2±0.1	(298)	C	[69/2]
C ₃ H ₁₀ N ₂	(<i>dl</i>) 1,2-propanediamine (293–393)	42.2	(308)	A	[78-90-0] [87/5]
	(242–293)	47.2	(278)	A, IPM	[87/5][75/4]
	(242–293)	43.9±0.2	(298)	IPM	[75/4]
		44.2±0.2	(298)	IPM	[65/8][70/11]
C ₃ H ₁₀ N ₂	trimethylhydrazine (257–287)	34.6	(272)		[1741-01-1] [55/6]
		33.4±0.1	(292)	C	[55/6]
C ₃ N ₂ O	carbonyl cyanide (250–291)	37.5	(276)	A	[1115-12-4] [87/5][48/16]
C ₃ O ₂	carbon suboxide (161–249)	26.2	(234)	A	[504-64-3] [87/5][65/5]
C ₃ S ₂	carbon subsulfide (287–383)	45.1	(302)	A	[627-34-9] [87/5]
C ₄ BrClF ₉ N	1,1,2-trifluoro-2-chloro-2-bromo-N,N-bis(trifluoromethyl)ethylamine (329–364)	33.1	(344)	A	[87/5]
C ₄ BrF ₆ N	2-bromo-N,N-bis(trifluoromethyl)ethynylamine (311–329)	30.4	(320)	A	[22130-38-7] [87/5]
C ₄ BrF ₈ N	N,N-bis(trifluoromethyl)-2,2-difluoro-1-bromovinylamine (293–320)	31.2	(320)	A	[17727-57-4] [87/5]
C ₄ BrF ₉ O ₃ S	2-bromo-2-fluorosulfatooctafluorobutane				

TABLE 6. Enthalpies of vaporization of organic compounds, 1880–2002—Continued

Molecular formula	Compound (Temperature range/K)	$\Delta_{\text{vap}}H_m$ (kJ mol ⁻¹)	Mean temperature (T_m /K)	Method	CAS registry number Reference
	(313–372)	43.5	(342)		[66/18]
C ₄ BrF ₁₀ N	1,1,2,2-tetrafluoro-2-bromo-N,N-bis(trifluoromethyl)ethylamine (289–329)	30.4	(304)	A	[87/5]
C ₄ Br ₂ Cl ₂ F ₆	1,4-dibromo-2,3-dichloro-1,1,2,3,4,4-hexafluorobutane	47.7 ± 0.1	(308)	C	[375-42-8] [92/11]
		46.9 ± 0.1	(315)	C	[92/11]
C ₄ Br ₂ F ₉ N	1,2-dibromo-1,2,2-trifluoro-N,N-bis(trifluoromethyl)ethylamine (326–366)	34.3	(341)	A	[17725-58-5] [87/5]
C ₄ ClF ₈ N	2-chloro-1,2-difluoro-N,N-bis(trifluoromethyl)vinylamine (273–312)	29.1	(288)	A	[13747-22-3] [87/5]
C ₄ ClF ₁₀ N	N-chloro-1,1,2,2,2-pentafluoro-N-(pentafluoroethyl)ethanamine	27.2	(325)		[54566-79-9] [75/19]
C ₄ ClF ₁₀ N	N-chloro-1,1,1,2,3,3,3-heptafluoro-N-(trifluoromethyl)-2-propanamine	28.9	(325)		[53684-04-1] [75/21]
C ₄ ClF ₁₂ NS	chlorodifluoro[1,1,1,2,3,3,3-heptafluoro-2-propanaminato(2-)]-(trifluoromethyl) sulfur	37.7	(402)		[62609-69-2] [77/15]
C ₄ Cl ₂ F ₆	1,4-dichloro-hexafluoro-2-butene (279–330)	34.0	(294)	A	[20972-44-5] [87/5]
C ₄ Cl ₂ F ₆	<i>cis</i> 2,3-dichloro-hexafluoro-2-butene (298–341)	32.5	(313)	A	[2418-22-6] [87/5]
C ₄ Cl ₂ F ₆	<i>trans</i> 2,3-dichloro-hexafluoro-2-butene (298–340)	32.2	(313)	A	[2418-21-5] [87/5]
C ₄ Cl ₂ F ₇ N	2,3,4,4-tetrafluoro-2,3-dichloro-(trifluoromethyl)azetidine (273–333)	32.6	(288)	A	[87/5]
C ₄ Cl ₃ F ₇	2,3,3-trichloroheptafluorobutane	33.3			[335-44-4] [59/28]
		35.6	(298)		[59/28]
	(302–446)	36.4	(317)	MM, A	[87/5][56/12] [457-20-0]
C ₄ Cl ₄ F ₄	1,2,3,4-tetrachlorotetrafluoro-1-butene (362–414)	39.4	(377)	A	[87/5]
C ₄ Cl ₄ F ₆ O	trichloromethyl 2-chloro-1,1,2,3,3,3-hexafluoropropyl ether (325–403)	40.3	(340)	A	[61136-57-0] [87/5]
		42.8 ± 0.7	(298)	EB	[76/15]
C ₄ Cl ₆	perchloro-1,3-butadiene (343–484)	58.6	(358)	A	[87-68-3] [87/5]
	(343–473)	60.4	(358)		[71/22][84/9]
C ₄ Cl ₆ O ₃	trichloroacetic anhydride (329–496)	56.0	(344)	A	[4124-31-6] [87/5][47/5]
C ₄ F ₆ O ₃	trifluoroacetic anhydride (271–312)	34.7	(286)	A	[407-25-0] [87/5][62/4] [71/21]
C ₄ F ₆	hexafluoro-1,3-butadiene (273–343)	25.9	(288)		[685-63-2] [02/6]
C ₄ F ₇ NO	4,4-difluoro-3-(difluoromethylene)-2-(trifluoromethyl)-1,2-oxazetidine (238–283)	31.1	(268)	A	[87/5]
C ₄ F ₇ NO	3,6-dihydro-2,2,3,3,5,6,6-heptafluoro-2 <i>H</i> -1,4-oxazine (249–293)	27.3	(278)	A	[4777-13-3] [87/5]
C ₄ F ₇ NO ₃ S	fluorosulfuric ester 3,3,3-trifluoro-2-(trifluoromethyl)lactonitrile (262–320)	31.2	(277)	A	[26404-53-5] [87/5]
C ₄ F ₈	perfluoro-1-butene (203–279)	28.9	(264)	A	[357-26-6] [87/5][71/21]
	(250–293)	U14.4	(265)		[47/14][84/9]
C ₄ F ₈	perfluorocyclobutane (289–348)	23.5	(304)	A	[115-25-3] [87/5]
	(343–388)	23.2	(358)	A	[87/5]
	(233–388)	25.0	(248)		[67/14]
	(234–269)	25.0	(254)		[62/22][84/9]
	(233–274)	24.9	(259)	A	[87/5][54/5]
C ₄ F ₈ N ₂ O ₂ S	N,N'-bis(trifluoroacetyl)sulfur difluorodiimide (328–383)	43.5	(355)		[78/22]
C ₄ F ₈ N ₂ O ₃	perfluoro-2-(tetrafluoro-2-nitroethyl)-1,2-oxazetidine (273–343)	31.0	(288)	A	[87/5]
C ₄ F ₈ OS	perfluorotetramethylene sulfoxide	37.1			[42060-63-9] [73/38]

TABLE 6. Enthalpies of vaporization of organic compounds, 1880–2002—Continued

Molecular formula	Compound (Temperature range/K)	$\Delta_{\text{vap}}H_m$ (kJ mol ⁻¹)	Mean temperature (T_m /K)	Method	CAS registry number Reference
C ₄ F ₈ O ₂ S	perfluorotetramethylene sulfone	31.1			[42060-64-0] [73/38]
C ₄ F ₈ O ₄ S	heptafluorobutyric acid and fluorosulfuric acid anhydride (268–352)	44.8	(283)	A	[6069-35-8] [87/5][66/15]
C ₄ F ₈ S	perfluorotetramethylene sulfide	26.9			[706-76-3] [73/38]
C ₄ F ₈ S ₂	perfluoro-1,4-dithiane	33.0			[710-65-6] [73/38]
C ₄ F ₉ N	1,1,1-trifluoro-N-[2,2,2-trifluoro-1-(trifluoromethyl)ethylidene]-methanamine	22.2	(288)		[453-22-5] [75/21]
C ₄ F ₉ N	perfluoro[N,N-dimethyl(vinylamine)] (257–280)	27.5	(268)	A	[13821-49-3] [87/5]
C ₄ F ₉ N	perfluoro[N-methyl(propylidineamine)] (245–280)	26.6	(265)	A	[87/5]
C ₄ F ₉ N	perfluoro[N-propyl(methylenamine)] (250–291)	28.3	(276)	A	[87/5]
C ₄ F ₉ NO	nonafluorobutyramide	29.7	(306)	HG	[32822-51-8] [71/18]
C ₄ F ₉ NO	2,2,4,4,5,5-hexafluoro-3-(trifluoromethyl)oxazolidine (253–293)	27.4	(278)	A	[87/5]
C ₄ F ₉ NO	perfluoro[2,4-bis(trifluoromethyl)-1,2-oxazetidine] (266–289)	25.9	(278)	A	[87/5]
C ₄ F ₉ NOS	1,1,1-trifluoro-N-[2,2,2-trifluoro-1-(trifluoromethyl)ethylidene]-methanesulfinamide	36.4	(361)	I	[31340-35-9] [72/24]
C ₄ F ₉ NO ₂	O-(trifluoroacetyl)-N,N-bis(trifluoromethyl)hydroxylamine (234–296)	30.5	(281)	A	[15496-02-3] [87/5]
C ₄ F ₉ NO ₂ S	N-(trifluoroacetyl)-S,S-bis(trifluoromethyl)sulfoximine	35.1	(363)	I	[34556-29-1] [72/25]
C ₄ F ₉ NS	1,1,1-trifluoro-N-[2,2,2-trifluoro-1-(trifluoromethyl)ethylidene]-methanesulfenamide	31.4	(324)	I	[31340-34-8] [72/24]
C ₄ F ₁₀	perfluorobutane (272–327)	24.2	(287)	A	[355-25-9] [87/5]
	(233–273)	24.2	(258)	A	[87/5]
	(323–386)	23.1	(338)	A	[87/5]
	(233–383)	21.0	(293)		[58/4]
	(233–383)	17.1	(333)		[58/4]
	(233–260)	25.8	(247)		[52/16][84/9]
C ₄ F ₁₀ OS	heptafluoropropyl trifluoromethyl sulfoxide	33.6			[33622-18-3] [71/34]
C ₄ F ₁₀ OS	bis(pentafluoroethyl) sulfoxide	35.1			[33622-19-4] [71/34]
C ₄ F ₁₀ O ₃ S	fluorosulfuric acid, perfluoro(1-methylpropyl) ester (294–342)	33.8	(309)	A	[5762-52-7] [87/5]
C ₄ F ₁₀ O ₆ S ₂	1,1,1,2,3,4,4,4-octafluoro-2,3-bis(fluorosulfato)butane (316–393)	30.1	(331)	A	[2261-44-1] [87/5][64/22]
	(392–411)	27.1	(401)	A	[87/5][64/22]
C ₄ F ₁₀ S	perfluoroetramethylene sulfur difluoride	41.5			[42069-60-6] [73/38]
C ₄ F ₁₀ S	heptafluoropropyl trifluoromethyl sulfide	27.7			[33547-11-4] [71/34]
C ₄ F ₁₁ NOS	difluoro(1,1,1,3,3,3-hexafluoro-2-propaniminato)oxo(trifluoromethyl) sulfur	35.1	(396)	I	[62609-62-5] [77/19]
C ₄ F ₁₁ NS	fluoro(trifluoromethyl)[2,2,2,1-tetrafluoro-1-(trifluoromethyl)ethyl]-imino sulfur (300–333)	32.4	(315)	A, I	[37826-43-0] [87/5][72/21]
C ₄ F ₁₂ N ₂ O	perfluoro(2,3-dimethyl)-4-oxo-diazepentane (276–308)	32.0	(291)	A	[87/5][71/21]
C ₄ F ₁₂ N ₂ O	perfluoro(2,4-dimethyl)-4-oxo-diazepentane (288–318)	30.1	(303)	A	[87/5][71/21]
C ₄ F ₁₂ N ₂ S	difluorobis[1,1,2,2,2-pentafluorothanaminato] sulfur	37.0			[4101-59-1] [76/29]
C ₄ F ₁₂ OS	difluoroobis(pentafluoroethyl) sulfur (284–341)	33.8	(299)		[33564-25-9] [99/16]
C ₄ F ₁₂ O ₂ S	bis(trifluoromethyl)bis(trifluoromethoxy) sulfur (273–325)	29.3	(288)	A, I	[63465-11-2] [87/5][77/16]

TABLE 6. Enthalpies of vaporization of organic compounds, 1880–2002—Continued

Molecular formula	Compound (Temperature range/K)	$\Delta_{\text{vap}}H_m$ (kJ mol ⁻¹)	Mean temperature (T_m /K)	Method	CAS registry number Reference
C ₄ F ₁₂ O ₃ S	oxobis(trifluoromethyl)bis(trifluoromethoxy) sulfur (273–335)	33.4	(288)	A, I	[78/14] [66632-46-0] [87/5][78/14]
C ₄ F ₁₂ P ₂ S	di[bis(trifluoromethyl)phosphino] sulfide (273–335)	42.2	(304)	T	[64/31]
C ₄ F ₁₂ P ₄	1,2,3,4-tetrakis(trifluoromethyl)tetraphosphetane (313–375)	43.2	(328)	A, SG	[393-02-2] [87/5][58/10]
C ₄ F ₁₂ S	difluorobis(pentafluoroethyl) sulfur (284–341)	34.0 32.2	(299)	A	[33622-15-0] [87/5] [71/34]
C ₄ F ₁₂ S	difluoro(heptafluoropropyl) (trifluoromethyl) sulfur	32.8			[31206-31-2] [71/34]
C ₄ F ₁₃ NOS	trifluoro[1,1,1,2,3,3,3-heptafluoro-2-propanaminoato(2-)]-(trifluoromethanolato) sulfur	33.9	(389)	I	[65844-09-9] [78/14]
C ₄ F ₁₅ N ₂ O ₂ P	phosphorous bis[bis(trifluoromethyl)nitroxide] difluoride (303–370)	37.6	(336)		[73/24]
C ₄ F ₁₆ S ₂	hexadecafluoro-octahydro-1,4-dithiane (323–408)	40.5	(365)		[4556-31-4] [99/16][73/38]
C ₄ N ₄	dicyanoacetylene (295–350)	27.3	(310)	A	[1071-98-3] [87/5]
C ₄ HBrF ₇ N	1-bromo-2-fluoro-N,N-bis(trifluoromethyl)vinylamine (321–342)	29.8	(331)	A	[25273-49-8] [87/5]
C ₄ HBrF ₉ N	2-bromo-1,1,2-trifluoro-N,N-bis(trifluoromethyl)ethylamine (308–342)	31.9	(323)	A	[87/5]
C ₄ HBrF ₉ N	2-bromo-1,2,2-trifluoro-N,N-bis(trifluoromethyl)ethylamine (301–332)	33.8	(316)	A	[4905-96-8] [87/5]
C ₄ HBr ₂ F ₆ N	trans 1,2-dibromo-N,N-bis(trifluoromethyl)vinylamine (355–382)	33.4	(369)	A	[87/5]
C ₄ HCl ₂ F ₅ O ₂	3,4-dichloro-2,2,3,4,4-pentafluorobutyric acid (373–456)	54.8	(388)	A	[375-07-5] [87/5][57/17]
C ₄ HF ₅	3,3,4,4,4-pentafluoro-1-butyne (203–261)	23.6	(246)	A	[7096-51-7] [87/5]
C ₄ HF ₆ N	N,N-bis(trifluoromethyl)ethynylamine (229–271)	26.0	(256)	A	[13747-21-2] [87/5]
C ₄ HF ₇ O ₂	perfluorobutyric acid (310–426)	50.1 ± 0.2	(320)	EB	[375-22-4] [02/21]
	(310–426)	45.9 ± 0.2	(360)	EB	[02/21]
	(310–426)	41.0 ± 0.5	(400)	EB	[02/21]
	(329–493)	47.8	(344)	A	[87/5]
	(353–393)	47.3	(368)	A	[87/5]
C ₄ HF ₈ N	N,N-bis(trifluoromethyl)-1,2-difluorovinylamine (276–296)	28.8	(286)	A	[13747-24-5] [87/5]
C ₄ HF ₈ N	N,N-bis(trifluoromethyl)-2,2-difluorovinylamine (274–291)	27.7	(282)	A	[13747-23-4] [87/5]
C ₄ HF ₈ NO	2,2,3,3,5,5,6,6-octafluoromorpholine (273–323)	32.7	(288)	A	[375-17-7] [87/5]
C ₄ HF ₈ NOS	2,2,3,3,4,4,5,5-octafluoro-1,1,2,3,4,5-hexahydro-1-iminothiophene-1-oxide	28.0	(397)		[77589-47-0] [81/15]
C ₄ HF ₉ N ₂ OS	1,1,1-trifluoro-N-[2,2,2-trifluoro-1-(trifluoromethyl)ethylidene]-methanesulfonimidamide	37.2	(388)	I	[62609-65-8] [77/19]
C ₄ HF ₉ O ₂ S	trifluoromethanesulfinic acid, 2,2,2-trifluoro-1-(trifluoromethyl)ethyl ester	39.3	(362)	HG	[52225-50-0] [74/25]
C ₄ HF ₁₀ N	1,1,1,2,3,3,3-heptafluoro-N-(pentafluoroethyl)ethanamine	26.4	(306)		[54566-81-3] [75/19]
C ₄ HF ₁₀ N	1,1,1,2,3,3,3-heptafluoro-N-(trifluoromethyl)-2-propanamine	28.1	(309)		[53684-05-2] [75/21]
C ₄ HF ₁₀ NOS	S,S-bis(pentafluoroethyl)sulfoximine	35.6	(366)	I	[34556-24-6] [72/25]
C ₄ H ₂	1,3-butadiyne (237–283)	26.1	(268)	A	[460-12-8] [87/5][71/21]
	(191–282)	26.4	(267)		[47/5]
	(188–234)	33.4	(219)		[33/10][84/9]
	(195–273)	25.4	(258)		[26/3][84/9]
C ₄ H ₂ BrF ₆ N	1-bromo-N,N-bis(trifluoromethyl)vinylamine				[19451-87-7]

TABLE 6. Enthalpies of vaporization of organic compounds, 1880–2002—Continued

Molecular formula	Compound (Temperature range/K)	$\Delta_{\text{vap}}H_m$ (kJ mol ⁻¹)	Mean temperature (T_m /K)	Method	CAS registry number Reference
C ₄ H ₂ BrF ₆ N	(288–327)	32.8	(303)	A	[87/5]
	<i>cis</i> 2-bromo-N,N-bis(trifluoromethyl)vinylamine				[19483-21-7]
C ₄ H ₂ BrF ₆ N	(314–346)	29.7	(329)	A	[87/5]
	<i>trans</i> 2-bromo-N,N-bis(trifluoromethyl)vinylamine				[19483-20-6]
C ₄ H ₂ BrF ₈ N	(314–341)	30.0	(327)	A	[87/5]
	2-bromo-1,2-difluoro-N,N-bis(trifluoromethyl)ethylamine				[6857-63-2]
C ₄ H ₂ BrF ₈ N	(323–348)	32.4	(328)	A	[87/5]
	2-bromo-2,2-difluoro-N,N-bis(trifluoromethyl)ethylamine				[6857-63-2]
C ₄ H ₂ Br ₂ S	(313–348)	33.6	(328)	A	[87/5]
	3,4-dibromothiophene				[3141-26-2]
C ₄ H ₂ Cl ₂ O ₂	(333–374)	32.1	(348)	A, I	[87/5][71/3]
	<i>trans</i> fumaroyl chloride				[99/16]
C ₄ H ₂ Cl ₂ S	(288–433)	45.6	(303)	A	[627-53-4]
	2,5-dichlorothiophene				[87/5][47/5]
C ₄ H ₂ Cl ₂ S	(323–425)	49.9	(338)		[99/16]
	(323–425)	36.2	(338)		[99/16]
	(323–425)	40.7	(338)		[81/24]
	(333–374)	33.7	(348)	A, I	[87/5][71/3]
					[99/16]
C ₄ H ₂ F ₄	1,1,4,4-tetrafluoro-1,3-butadiene				[407-70-5]
	(239–271)	22.4	(256)	A	[87/5]
C ₄ H ₂ F ₈	1,1,1,2,2,3,3,4-octafluorobutane				[662-35-1]
C ₄ H ₂ F ₈ O	(260–278)	28.9	(269)	EB	[97/22]
	2-difluoromethoxy-1,1,1,3,3,3-hexafluoropropane				[26103-08-2]
C ₄ H ₂ F ₆ OS	(283–315)	31.1	(298)	I	[02/19]
	trifluorothioacetic acid S-(1,2,2-trifluoroethyl) ester				[35709-12-7]
C ₄ H ₂ F ₆ O ₂	(282–322)	34.3	(297)	A	[87/5][99/16]
	trifluoroacetic acid, 2,2,2-trifluoroethyl ester				[407-38-5]
C ₄ H ₂ F ₇ S	(318–330)	31.8	(330)	HG	[73/20]
	<i>cis</i> 2-fluoro-N,N-bis(trifluoromethyl)vinylamine				[25273-51-2]
C ₄ H ₂ F ₇ S	(289–311)	29.1	(300)	A	[87/5]
	<i>trans</i> 2-fluoro-N,N-bis(trifluoromethyl)vinylamine				[25211-47-6]
C ₄ H ₂ F ₈ O	(273–295)	28.5	(284)	A	[87/5]
	1,1,1,2,2,3,3-heptafluoro-3-(fluoromethoxy)propane				[184899-81-8]
C ₄ H ₂ N ₂ O ₄ S	(283–316)	31.0	(298)	I	[02/19]
	2,4-dinitrothiophene				[5347-12-6]
C ₄ H ₂ N ₂ O ₄ S	(388–523)	59.7	(403)	A	[87/5][71/21]
					[99/16]
C ₄ H ₂ N ₂ O ₄ S	2,5-dinitrothiophene				[59434-05-8]
	(388–523)	59.6	(403)		[99/16]
C ₄ H ₂ O ₃	maleic anhydride				[108-31-6]
	(336–475)	49.1	(351)	A	[87/5]
	(326–350)	54.8			[49/28]
	(317–475)	56.7	(332)		[47/5]
C ₄ H ₃ BrF ₇ N	2-bromo-2-fluoro-N,N-bis(trifluoromethyl)ethylamine				[25237-12-1]
	(329–255)	30.9	(342)	A	[87/5]
C ₄ H ₃ BrS	2-bromothiophene				[1003-09-4]
	(333–373)	27.9	(348)	A, I	[87/5][71/3]
C ₄ H ₃ BrS					[99/16]
	3-bromothiophene				[872-31-1]
C ₄ H ₃ BrS	(333–373)	28.9	(348)	A, I	[87/5][71/3]
					[99/16]
C ₄ H ₃ ClF ₆ O ₂ S	chlorosulfurous acid, 2,2,2-trifluoro-1-methyl-1-(trifluoromethyl)ethyl ester				[57169-82-1]
		39.7			[75/41]
C ₄ H ₃ ClS	2-chlorothiophene				[96-43-5]
	(313–401)	34.7	(328)		[99/16]
	(320–401)	36.9	(335)		[99/16][81/24]
	(333–374)	34.4	(348)	A, I	[87/5][71/3]
C ₄ H ₃ Cl ₃ OS					[99/16]
	2,3,3-trichloro-2-propenethioic acid, O-methyl ester				[76619-91-5]
C ₄ H ₃ Cl ₃ OS	(383–423)	64.8		GC	[80/24]
	trifluoroacetic acid, S-(2,2-difluoroethyl) ester				[35709-11-6]
C ₄ H ₃ F ₅ OS	(282–322)	39.3	(297)	A	[87/5][99/16]

TABLE 6. Enthalpies of vaporization of organic compounds, 1880–2002—Continued

Molecular formula	Compound (Temperature range/K)	$\Delta_{\text{vap}}H_m$ (kJ mol ⁻¹)	Mean temperature (T_m /K)	Method	CAS registry number Reference
C ₄ H ₃ F ₆ NO ₂	N,N-bis(trifluoromethyl)acetamide-N-oxide (268–336)	40.6	(283)	A	[22743-78-8] [87/5]
C ₄ H ₃ F ₆ O ₂ P	bis(trifluoromethyl)acetoxyposphine (273–313)	41.0	(288)		[64/4][84/9] [375-01-9]
C ₄ H ₃ F ₇ O	2,2,3,3,4,4,4-heptafluoro-1-butanol (273–298)	43.6	(286)	A, MM	[87/5][71/21] [67/4]
C ₄ H ₃ F ₇ O	1-(2,2-difluoroethoxy)-1,1,2,2-pentafluoroethane (288–318)	31.5	(303)	I	[171182-95-9] [02/19]
C ₄ H ₃ F ₇ O	1,1,2,2-tetrafluoro-1-(2,2,2-trifluoroethoxy)ethane (283–329)	34.0	(298)	I	[306-78-0] [02/19]
C ₄ H ₃ F ₇ O	1,1,2,2-tetrafluoro-3-(trifluoromethoxy)propane (288–319)	31.3	(303)	I	[1683-81-4] [02/19]
C ₄ H ₃ F ₇ O	1,1,1,3,3,3-hexafluoro-2-fluoromethoxypropane (288–331)	34.1	(303)	I	[28523-86-6] [02/19]
C ₄ H ₃ F ₇ O	3-(difluoromethoxy)-1,1,1,2,2-pentafluoropropane (283–319)	31.2	(298)	I	[56860-81-2] [02/19]
C ₄ H ₃ F ₇ O ₂ S	fluorosulfurous acid, 2,2,2-trifluoro-1-methyl-1-(trifluoromethyl)ethyl ester 36.4				[57169-83-2] [75/41]
C ₄ H ₃ IS	2-iodothiophene (333–374)	29.0	(348)	A, I	[3437-95-4] [87/5][71/3] [99/16]
C ₄ H ₃ NO ₂ S	2-nitrothiophene (378–443) (321–498)	48.6 50.4	(393) (336)		[609-40-5] [99/16] [87/5]
C ₄ H ₄	1-butene-3-yne (180–278)	26.0	(236)	A	[689-97-4] [87/5][47/5]
C ₄ H ₄ BrF ₆ N	2-bromo-N,N-bis(trifluoromethyl)ethylamine (323–356)	31.0	(338)	A	[1683-83-6] [87/5]
C ₄ H ₄ Cl ₂	1,2-dichloro-1,3-butadiene (260–308)	33.3	(275)	A	[3574-40-1] [87/5]
C ₄ H ₄ Cl ₂	2,3-dichloro-1,3-butadiene (299–368)	33.8	(314)	A	[1653-19-6] [87/5]
C ₄ H ₄ Cl ₂ O ₂	succinyl chloride (312–466)	54.7	(327)	A	[543-20-4] [87/5][47/5]
C ₄ H ₄ Cl ₂ O ₃	chloroacetic acid anhydride (340–490)	61.8	(355)	A	[541-88-8] [87/5][47/5]
C ₄ H ₄ Cl ₄ O ₂ S	3,3,4,4-tetrachlorotetrahydrothiophene-1,1-dioxide (303–348)	88.6	(318)	A	[3737-41-5] [87/5][99/16]
C ₄ H ₄ F ₄ OS	trifluorothioacetic acid, S-(2-fluoroethyl) ester (282–322)	41.4	(297)	A	[35709-10-5] [87/5][99/16]
C ₄ H ₄ F ₆ N ₂ S	2,2,2-trifluoro-N-methyl-N'-(trifluoromethyl)thio]ethanimidamide (339–387)	34.9	(354)	A, I	[62067-10-1] [87/5][77/18] [99/16]
C ₄ H ₄ F ₆ O	3-difluoromethoxy-1,1,2,2-tetrafluoropropane (283–349)	35.9	(298)	I	[35042-99-0] [02/19]
C ₄ H ₄ F ₆ O	1,1,1,3,3,3-hexafluoro-2-methoxypropane (283–324)	32.6	(298)	I	[13171-18-1] [02/19]
C ₄ H ₄ F ₆ O	1,1,1-trifluoro-2-(1,1,2-trifluoroethoxy)ethane (283–338)	35.4	(298)	I	[25449-61-0] [02/19]
C ₄ H ₄ F ₆ O	1,1,1-trifluoro-2-(2,2,2-trifluoroethoxy)ethane (283–337)	35.0	(298)	I	[333-36-8] [02/19]
C ₄ H ₄ F ₆ O	1-(1,1-difluoroethoxy)-1,1,2,2-tetrafluoroethane (288–352)	38.1	(303)	I	[50807-77-7] [02/19]
C ₄ H ₄ F ₆ O	1,1,1,2,3,3-hexafluoro-3-methoxypropane (288–327)	32.4	(303)	I	[382-34-3] [02/19]
C ₄ H ₄ F ₆ O	1,1,2,2,3,3-hexafluoro-1-methoxypropane (288–341)	34.5	(303)	I	[160620-20-2] [02/19]
C ₄ H ₄ F ₆ O ₂ S	trifluoromethanesulfinic acid, 2,2,2-trifluoro-1-methylethyl ester 36.8		(375)	HG	[52225-48-6] [74/25]
C ₄ H ₄ N ₂	pyrazine (354–426) (354–426) (332–373)	36.5 ± 0.2 34.1 ± 0.4 37.9	(380) (420) (352)	EB EB	[290-37-9] [02/17] [02/17] [95/4]

TABLE 6. Enthalpies of vaporization of organic compounds, 1880–2002—Continued

Molecular formula	Compound (Temperature range/K)	$\Delta_{\text{vap}}H_m$ (kJ mol ⁻¹)	Mean temperature (T_m /K)	Method	CAS registry number Reference
C ₄ H ₄ N ₂	pyrimidine	49.8±0.3	(298)	C	[289-95-2] [62/37]
C ₄ H ₄ N ₂	pyridazine	53.5±0.4	(298)	C	[289-80-5] [62/37]
C ₄ H ₄ N ₄ O ₇	furazandimethanol dinitrate				[57449-43-1]
	(399–433)	58.7	(414)	A	[87/5][75/18]
C ₄ H ₄ N ₄ O ₈	furazandimethanol dinitrate, 2-oxide				[57449-44-2]
	(413–453)	64.3	(428)	A	[87/5][75/18]
C ₄ H ₄ O	furan				[110-00-9]
	(238–356)	30.2	(253)	A	[87/5]
	(227–323)	28.2	(298)		[70/36]
	(275–334)	28.6	(290)		[52/17][84/9]
C ₄ H ₄ O ₂	diketene				[674-82-8]
	(297–388)	42.9	(312)	A	[87/5]
		42.9±0.1	(298)	C	[68/19]
C ₄ H ₄ O ₃	succinic anhydride				[108-30-5]
	(401–534)	57.3	(416)	A	[87/5]
C ₄ H ₄ O ₄	1,4-dioxane-2,5-dione				[502-97-6]
	(376–513)	50.4	(391)	A	[87/5][47/5]
C ₄ H ₄ S	thiophene				[110-02-1]
	(267–381)	35.8	(282)		[99/16]
	(333–373)	34.8	(348)	I	[71/3]
		34.6	(298)		[71/28]
	(300–366)	34.1	(315)	EB	[52/9]
	(311–393)	33.7	(326)		[49/7]
		33.6±0.1	(319)	C	[49/7]
		32.7±0.1	(336)	C	[49/7]
		31.5±0.1	(357)	C	[49/7]
	(344–363)	32.6	(353)		[45/8]
C ₄ H ₅ Cl	2-chloro-1,3-butadiene				[126-99-8]
	(243–263)	29.6	(253)	A	[87/5]
	(279–333)	29.6	(294)	A	[87/5][71/21]
	(293–333)	30.9	(308)		[64/7][84/9]
C ₄ H ₅ ClO	methacryloyl chloride				[920-46-7]
	(313–372)	36.1	(328)	A	[87/5]
C ₄ H ₅ ClO ₃	ethyl chloroglyoxylate				[4755-77-5]
	(268–408)	44.9	(283)		[47/5]
C ₄ H ₅ Cl ₃ O ₂	ethyl trichloroacetate				[515-84-4]
	(293–440)	49.0	(308)	A	[87/5]
		51.0±0.1	(298)	C	[72/41]
	(317–368)	47.5	(332)		[59/9][84/9]
C ₄ H ₅ Cl ₅	1,2,2,3,4-pentachlorobutane				[2431-52-9]
	(368–498)	62.6	(383)	A	[87/5][68/29]
C ₄ H ₅ F ₂ I	1,1-difluoro-4-iodo-1-butene				
	(318–342)	40.6	(330)	A	[87/5]
C ₄ H ₅ F ₃ O	vinyl 2,2,2-trifluoroethyl ether				[406-90-6]
	(293–317)	32.0	(305)	A	[87/5]
C ₄ H ₅ F ₃ OS	trifluorothioacetic acid, S-ethyl ester				[383-64-2]
	(273–313)	42.0	(288)	A	[87/5]
C ₄ H ₅ F ₃ O ₂	trifluoroacetic acid, ethyl ester				[383-63-1]
		34.7	(335)	HG	[73/20]
C ₄ H ₅ F ₅	1,1,1,3,3-pentafluorobutane				[406-58-6]
	(303–358)	29.2	(318)		[02/12]
C ₄ H ₅ F ₅ O	1,1,1,2,2-pentafluoro-3-methoxypropane				[378-16-5]
	(283–321)	31.6	(298)	I	[02/19]
C ₄ H ₅ F ₅ O	1-(difluoromethoxy)-1,1,2-trifluoroethane				[69948-24-9]
	(283–316)	31.7	(298)	I	[02/19]
C ₄ H ₅ F ₆ OP	ethyl bis(trifluoromethyl)phosphinite				
	(248–328)	33.2	(288)		[59/21]
C ₄ H ₅ N	3-butenitrile				[109-75-1]
	(293–417)	40.3	(308)	A	[87/5]
		40.0	(298)		[69/14]
	(254–392)	41.6	(268)		[47/5]

TABLE 6. Enthalpies of vaporization of organic compounds, 1880–2002—Continued

Molecular formula	Compound (Temperature range/K)	$\Delta_{\text{vap}}H_m$ (kJ mol ⁻¹)	Mean temperature (T_m /K)	Method	CAS registry number Reference
C ₄ H ₅ N	(E) 2-butenitrile	40.0	(298)		[627-26-9] [69/14]
C ₄ H ₅ N	(Z) 2-butenitrile	38.9	(298)		[1190-76-7] [69/14]
C ₄ H ₅ N	<i>cis</i> crotonitrile (297–405)	37.1	(312)	A	[1190-76-7] [87/5]
	(244–381)	39.0	(259)		[47/5]
C ₄ H ₅ N	<i>trans</i> crotonitrile (292–420)	39.7	(307)	A	[627-26-7] [87/5]
	(254–395)	40.5	(268)		[47/5]
C ₄ H ₅ N	methacrylonitrile (273–373)	36.5	(288)	A	[126-98-7] [87/5]
	(229–363)	35.4	(243)		[47/5]
C ₄ H ₅ N	cyclopropylcyanide (310–391)	41.9±0.1	(298)	C	[5500-21-0] [82/5]
	(310–391)	39.4	(325)	BG	[71/2]
	(310–391)	39.8±0.4	(298)	BG	[71/2]
C ₄ H ₅ N	pyrrole (285–329)	42.5	(300)		[109-97-7] [92/18]
	(313–373)	41.9	(328)	I	[71/3]
	(338–440)	42.5	(353)	A, EB, IPM	[87/5][68/4] [67/10]
		41.8			[61/26]
	(333–373)	41.9	(348)		[47/5]
C ₄ DH ₄ N	N-deutero pyrrole (285–329)	42.9	(300)		[10162-82-0] [92/18]
C ₄ H ₅ NO	3-methylisoxazole	39.8±0.2	(298)	C	[30842-90-1] [78/9]
C ₄ H ₅ NO	5-methylisoxazole	39.7±0.2	(298)	C	[5765-44-6] [78/9]
C ₄ H ₅ NO ₂	methyl cyanoacetate (292–322)	66.2±0.9	(298)	GS	[105-34-0] [95/11]
	(385–573)	54.9	(400)	A	[87/5][71/21]
C ₄ H ₅ NO ₂	succinimide (416–561)	66.9	(431)	A	[123-56-8] [87/5]
	(388–560)	73.5	(403)		[47/5]
C ₄ H ₅ NS	allyl isothiocyanate (277–323)	47.6		GC	[57-06-7] [97/27]
	(370–430)	56.8	(385)	A	[87/5]
	(283–323)	42.1	(298)		[35/3][84/9] [99/16]
C ₄ H ₅ NS	2-methylthiazole (353–402)	39.4	(368)		[3581-87-1] [87/5][99/16]
	(342–404)	40.0	(357)	A	[87/5][69/29]
C ₄ H ₅ NS	4-methylthiazole (346–408)	40.8	(361)	A	[693-95-8] [87/5]
		43.8±0.2	(298)	C	[66/35]
C ₄ H ₅ N ₇ O ₁₂	2,2,2-trinitro-N-(2,2,2-trinitroethyl)ethanamine (337–349)	80.8	(343)	A	[34880-53-0] [87/5]
C ₄ H ₆	1,2-butadiene (243–291)	25.3	(276)	A	[590-19-2] [87/5]
	(204–243)	26.4	(228)	A	[87/5]
		23.9	(298)		[71/28]
	(184–291)	25.2	(276)		[47/5]
		24.6±0.1	(273)	C	[47/13]
C ₄ H ₆	1,3-butadiene (270–318)	23.0	(285)	A	[106-99-0] [87/5]
	(193–213)	25.7	(203)	A	[87/5]
	(213–276)	23.6	(261)	A	[87/5]
	(315–382)	22.4	(330)	A	[87/5]
	(380–425)	22.9	(395)	A	[87/5]
		21.1	(298)		[71/28]
	(198–271)	23.7	(256)		[33/11][84/9]
	(191–249)	24.7	(235)		[32/1][84/9]

TABLE 6. Enthalpies of vaporization of organic compounds, 1880–2002—Continued

Molecular formula	Compound (Temperature range/K)	$\Delta_{\text{vap}}H_m$ (kJ mol ⁻¹)	Mean temperature (T_m /K)	Method	CAS registry number Reference
C ₄ H ₆	1-butyne (205–289)	26.0	(274)	A	[107-00-6]
		23.7	(298)		[87/5]
		25.8±0.1	(263)	C	[71/28]
		24.5±0.1	(281)		[50/10]
C ₄ H ₆	2-butyne (240–308)	29.0	(255)	A	[503-17-3]
		26.7	(298)		[87/5]
		26.9±0.1	(291)	C	[71/28]
C ₄ H ₆	cyclobutene (206–275)	24.7	(260)	A	[822-35-2]
		24.6	(260)		[87/5]
C ₄ H ₆ ClFO ₂	2-chloroethyl fluoroacetate (273–333)	56.4	(288)	A, GS	[41/8][84/9]
C ₄ H ₆ ClF ₃ O	2-chloro-1,1,2-trifluoroethyl ethyl ether	37.5±0.1	(298)	C	[87/5][48/14]
		36.5±0.1	(313)		[71/21]
		35.3±0.1	(328)		[310-71-4]
		34.2±0.1	(343)		[84/7]
		32.9±0.1	(358)		[84/7]
C ₄ H ₆ Cl ₂	3,4-dichloro-1-butene (320–396)	38.0	(335)	A	[760-23-6]
C ₄ H ₆ Cl ₂	<i>trans</i> 1,3-dichloro-2-butene (306–401)	39.3	(321)	A	[87/5]
C ₄ H ₆ Cl ₂	<i>trans</i> 1,4-dichloro-2-butene (340–379)	45.6	(355)	A	[7415-31-8]
C ₄ H ₆ Cl ₂ O ₂	2-chloroethyl chloroacetate (319–478)	53.3	(334)	A	[87/5]
C ₄ H ₆ Cl ₂ O ₂	ethyl dichloroacetate	50.6±0.1	(298)	C	[110-57-6]
		46.2	(298)		[87/5]
C ₄ H ₆ Cl ₄	1,2,3,3-tetrachlorobutane (349–464)	54.2	(364)	A	[3848-12-2]
C ₄ H ₆ FN	4-fluorobutyronitrile (273–333)	45.2	(288)	A, GS	[87/5][47/5]
C ₄ H ₆ F ₂ O ₂	2-fluoroethyl fluoroacetate (273–333)	55.1	(288)	A, GS	[535-15-9]
C ₄ H ₆ F ₃ I	1,1,1-trifluoro-3-iodobutane (304–321)	32.4	(312)	A	[72/41]
C ₄ H ₆ F ₃ I	1,1,1-trifluoro-3-iodo-2-methylpropane (298–368)	30.4	(313)	A	[87/5][48/14]
C ₄ H ₆ F ₃ NO ₃	methyl N-trifluoromethyl-N-methoxyurethane	39.0			[71/21]
C ₄ H ₆ F ₄ O	1-ethoxy-1,1,2,2-tetrafluoroethane (283–330)	33.0	(298)	I	[540-87-4]
C ₄ H ₆ F ₄ O	1,1,2,2-tetrafluoro-3-methoxypropane (293–347)	35.2	(308)	I	[87/5]
C ₄ H ₆ F ₆ N ₂ O	1,1-dimethyl-2,2-bis(trifluoromethyl)hydrazine-2-oxide (287–356)	36.4	(302)	A	[26653-47-4]
C ₄ H ₆ F ₆ P ₂ S	methyl(trifluoromethyl)phosphinothious acid, anhydrosulfide (316–342)	46.7	(329)		[87/5]
C ₄ H ₆ N ₂ O	dimethylfurazan (353–427)	51.1	(368)	A	[70/26]
C ₄ H ₆ N ₂ O ₂	dimethylfurazan-2-oxide (353–493)	57.0	(368)	A	[4975-21-7]
C ₄ H ₆ N ₄ O ₈	1,1,1,3-tetranitro-2-methylpropane (304–327)	75.7	(316)	A	[87/5][71/6]
C ₄ H ₆ N ₄ O ₁₁	2-nitro-2-hydroxymethyl-1,3-propanedioltrinitrate (313–353)	72.9	(328)	A	[2518-42-5]
C ₄ H ₆ O	<i>trans</i> crotonaldehyde (314–411)	36.6±0.1	(320)	EB	[87/5][71/6]

TABLE 6. Enthalpies of vaporization of organic compounds, 1880–2002—Continued

Molecular formula	Compound (Temperature range/K)	$\Delta_{\text{vap}}H_m$ (kJ mol ⁻¹)	Mean temperature (T_m /K)	Method	CAS registry number Reference
C ₄ H ₆ O	(314–411)	34.5±0.2	(360)	EB	[02/15]
	(314–411)	32.1±0.5	(400)	EB	[02/15]
	crotonaldehyde				[4170-30-3]
		37.3±0.4	(298)	C	[96/8]
		38.8	(325)	EB	[94/16]
		35.1±0.5	(332)		[88/4]
C ₄ H ₆ O	(288–376)	35.1±0.5	(332)		[88/4]
	(304–377)	37.3	(319)		[79/15]
	(306–376)	36.8	(321)	A	[87/5][73/23]
					[84/9]
					[1191-95-3]
C ₄ H ₆ O	cyclobutanone				[1191-95-3]
	(301–344)	37.7	(322)	EB	[94/16]
	(283–313)	38.4	(298)	A	[87/5]
	(317–380)	36.3	(332)	A, EB	[87/5][76/10]
C ₄ H ₆ O	(249–298)	38.5	(273)		[42/7][84/9]
	divinyl ether				[109-93-3]
	(253–323)	29.2	(268)	A	[87/5]
C ₄ H ₆ O	(253–323)	26.1	(301)	I	[33/13]
	methyl vinyl ketone				[78-94-4]
	(279–355)	32.9	(294)	A	[87/5]
C ₄ H ₆ O	(300–355)	33.6	(315)	A	[87/5]
	2,3-dihydrofuran				[1191-99-7]
	(302–260)	30.8±0.1	(300)	EB	[02/21]
C ₄ H ₆ OS	(302–360)	28.6±0.3	(340)	EB	[02/21]
	divinyl sulfoxide				[1115-15-7]
		51.2±0.9	(298)	C	[89/12]
C ₄ H ₆ O ₂	cyclopropane carboxylic acid				[1759-53-1]
	(357–473)	58.9±0.3	(340)	EB	[02/21]
	(357–473)	55.7±0.2	(380)	EB	[02/21]
	(357–473)	52.4±0.2	(420)	EB	[02/21]
	(357–473)	48.8±0.4	(460)	EB	[02/21]
C ₄ H ₆ O ₂	2,3-butanedione (biacetyl)				[431-03-8]
	(273–348)	38.5	(288)	A, I	[87/5][72/12]
	(273–293)	39.6±0.2	(283)		[54/8]
C ₄ H ₆ O ₂	<i>cis</i> 2-butenic acid				[503-64-0]
	(306–445)	55.8	(321)	A	[87/5][47/5]
C ₄ H ₆ O ₂	<i>trans</i> 2-butenic acid				[107-93-7]
	(353–458)	56.7	(368)	A	[87/5][47/5]
C ₄ H ₆ O ₂	2-butyne-1,4-diol				[110-65-6]
	(418–520)	69.0	(433)	A	[87/5][66/14]
C ₄ H ₆ O ₂	γ -butyrolactone				[96-48-0]
	(378–406)	49.5±0.1	(392)	EB	[91/7]
	(378–406)	55.2±1.3	(298)	EB	[91/7]
	(345–370)	51.8±0.6	(357)	MM	[91/7]
	(345–370)	55.6±1.4	(298)	MM	[91/7]
	(392–474)	48.2	(407)	A	[87/5]
		54.4±0.4	(298)	C	[90/1]
					[79-41-4]
C ₄ H ₆ O ₂	2-methyl-2-propenoic acid				[79-41-4]
	(321–435)	47.5±0.4	(298)	C	[96/8]
	(298–434)	53.9	(336)	A	[87/5]
C ₄ H ₆ O ₂	(298–434)	51.6	(313)	A	[87/5][47/5]
	methyl acrylate				[96-33-3]
	(316–354)	34.2	(331)	A	[87/5]
	(299–337)	28.8	(314)	BG	[71/2]
C ₄ H ₆ O ₂	(229–353)	38.0	(244)		[47/5]
	vinyl acetate				[108-05-4]
	(294–346)	34.4	(309)	A	[87/5][71/21]
C ₄ H ₆ O ₂ S					[63/21][84/9]
	diacetyl sulfide				[3232-39-1]
	(325–355)	54.2	(340)		[99/16]
C ₄ H ₆ O ₂ S	(325–355)	50.9	(340)	A	[87/5]
	divinyl sulfone				[77-77-0]
		56.4±0.9	(298)	C	[89/12]
	56.5±0.8	(298)		[69/24]	

TABLE 6. Enthalpies of vaporization of organic compounds, 1880–2002—Continued

Molecular formula	Compound (Temperature range/K)	$\Delta_{\text{vap}}H_m$ (kJ mol ⁻¹)	Mean temperature (T_m /K)	Method	CAS registry number Reference
C ₄ H ₆ O ₃	acetic anhydride				[108-24-7]
	(349–429)	43.3	(364)	EB	[87/6]
	(413–526)	47.6	(428)	A	[87/5]
	(320–413)	45.5	(335)	A	[87/5][71/21]
C ₄ H ₆ O ₃	(336–412)	44.2	(351)		[59/1]
	propylene carbonate				[108-32-7]
	(412–466)	54.4	(427)	A	[87/5]
	(368–462)	57.8	(383)	EB	[82/8]
	(368–462)	55.2	(423)	EB	[82/8]
	(368–462)	53.0	(443)	EB	[82/8]
C ₄ H ₆ O ₄	(293–353)	55.2	(323)		[72/37]
	(323–370)	33.8	(338)	A, MM	[87/5][71/1]
	dimethyl oxalate				[553-90-2]
C ₄ H ₆ S	(347–485)	44.7	(416)	HG, EB	[88/3]
	(293–437)	48.8	(308)	A	[87/5][47/5]
C ₄ H ₆ S	2-vinylthiirane				[5954-75-6]
C ₄ H ₆ S	(273–335)	38.7	(288)	A	[87/5][99/16]
	divinyl sulfide				[627-51-0]
C ₄ H ₇ Br		38.3±0.7	(298)	C	[89/12]
	<i>cis</i> 1-bromo-1-butene				[31849-78-2]
C ₄ H ₇ Br	(280–397)	35.1	(295)	A	[87/5][71/21]
	(229–359)	36.5	(244)		[47/5]
C ₄ H ₇ Br	<i>trans</i> 1-bromo-1-butene				[32620-08-9]
C ₄ H ₇ Br	(234–368)	36.1	(249)	A	[87/5][47/5]
	2-bromo-1-butene				[23074-36-4]
C ₄ H ₇ Br	(276–391)	34.5	(291)	A	[87/5][71/21]
	(226–354)	36.1	(241)		[47/5]
C ₄ H ₇ Br	<i>cis</i> 2-bromo-2-butene				[3017-71-8]
C ₄ H ₇ Br	(234–367)	36.5	(249)	A	[87/5][47/5]
	<i>trans</i> 2-bromo-2-butene				[3017-68-3]
C ₄ H ₇ BrO	(228–359)	35.7	(243)	A	[87/5][47/5]
	1-bromo-2-butanone				[816-40-0]
C ₄ H ₇ BrO	(322–428)	49.9	(337)	A	[87/5]
	(279–420)	47.7	(294)		[47/5]
C ₄ H ₇ BrO	3-bromo-2-butanone				[814-75-5]
C ₄ H ₇ BrO	(306–409)	46.4	(321)	A	[87/5]
	isobutyl bromide				[2736-37-0]
C ₄ H ₇ Br ₃	(286–436)	45.7	(301)	A	[87/5][47/5]
	1,3-dibromo-2-(bromomethyl)propane				[87/5]
C ₄ H ₇ Br ₃	(475–660)	66.1	(490)	A	[87/5]
	1,1,2-tribromobutane				[3675-68-1]
C ₄ H ₇ Br ₃	(361–490)	49.4	(376)	A	[87/5]
	1,2,2-tribromobutane				[3675-69-2]
C ₄ H ₇ Br ₃	(356–487)	48.4	(371)	A	[87/5]
	(314–486)	50.7	(329)		[47/5]
C ₄ H ₇ Br ₃	1,2,3-tribromobutane				[632-05-3]
	(394–546)	54.1	(409)	A	[87/5][71/21]
C ₄ H ₇ Br ₃	(318–489)	51.3	(333)		[47/5]
	1,2,4-tribromobutane				[38300-67-3]
C ₄ H ₇ Br ₃	(390–541)	53.5	(405)	A	[87/5][71/21]
	2,2,3-tribromobutane				[62127-47-3]
C ₄ H ₇ Cl	(311–480)	51.7	(326)	A	[87/5][47/5]
	1-chloro-2-methyl-1-propene				[513-37-1]
C ₄ H ₇ Cl	(285–343)	33.2	(300)	A	[87/5]
	3-chloro-2-methyl-1-propene				[563-47-3]
C ₄ H ₇ ClO	(285–348)	33.3	(300)	A	[87/5]
	1-chloro-2-butanone				[616-27-3]
C ₄ H ₇ ClO	(307–411)	49.2	(322)	A	[87/5][71/21]
	3-chloro-2-butanone				[4091-39-8]
C ₄ H ₇ ClO	(313–389)	38.8	(328)	A	[87/5]
	3-chloro-2-butene-1-ol				[40605-42-3]
C ₄ H ₇ ClO ₂	(345–437)	50.0	(360)	A	[87/5]
	propyl chloroformate				[109-61-5]
	(293–303)	40.7±0.4	(298)		[90/12]

TABLE 6. Enthalpies of vaporization of organic compounds, 1880–2002—Continued

Molecular formula	Compound (Temperature range/K)	$\Delta_{\text{vap}}H_m$ (kJ mol ⁻¹)	Mean temperature (T_m /K)	Method	CAS registry number Reference
C ₄ H ₇ ClO ₂	ethyl chloroacetate (274–418)	40.7±0.4	(298)	C	[90/12]
		45.0	(289)	A	[105-39-5] [87/5]
		49.5±0.1	(298)	C	[72/41]
C ₄ H ₇ ClS	2-butene-3-chloro-1-thiol (341–397)	48.5	(313)		[28/2][84/9]
		48.2	(356)	A	[87/5]
C ₄ H ₇ Cl ₂ O ₄ P	dimethyl-(2,2-dichlorovinyl) phosphate (283–387)	68.0	(298)	A	[62-73-7] [87/5]
C ₄ H ₇ Cl ₃	1,2,3-trichlorobutane (273–442)	41.3	(288)	A	[18338-40-4] [87/5][47/5]
C ₄ H ₇ FOS	2-fluoroethyl thioacetate (273–333)	44.7	(288)	A, GS	[462-31-7] [87/5][48/14]
C ₄ H ₇ FO ₂	ethyl fluoroacetate (273–333)	41.9	(288)	A, GS	[459-72-3] [87/5][48/14]
					[71/21]
C ₄ H ₇ F ₃	1,1,1-trifluorobutane (226–320)	28.1	(241)	A	[460-34-4] [87/5][71/21]
C ₄ H ₇ IO ₂	ethyl iodoacetate (301–362)	52.1	(316)	A	[623-48-3] [87/5][47/3]
C ₄ H ₇ N	isobutyronitrile (324–354)	35.9	(339)		[78-82-0] [79/18]
		37.5	(321)	BG	[71/2]
					[109-74-0]
C ₄ H ₇ N	butyronitrile (303–493)	39.2±0.1	(298)	C	[82/5]
		38.8	(318)	EB	[71/4]
		37.7	(347)	A, EB	[87/5][47/5] [73/12]
C ₄ H ₇ NO	acetone cyanohydrin (355–393)	106.5	(370)	A	[75-86-5] [87/5]
C ₄ H ₇ NO	2-hydroxybutyronitrile (314–452)	57.9	(329)	A	[4476-02-2] [87/5][47/5]
C ₄ H ₇ NO	2-methyl-2-oxazoline	39.1±0.3	(298)	C	[1120-64-5] [76/27]
					[79-39-0]
C ₄ H ₇ NO	methacrylamide (390–418)	86.3	(404)	A	[87/5]
C ₄ H ₇ NO	ethoxyacetone nitrile (273–313)	46.5±0.3	(298)	GS	[62957-60-2] [95/11]
C ₄ H ₇ NO	3-methoxypropionitrile (328–438)	47.6	(343)	A	[33695-59-9] [87/5]
C ₄ H ₇ NO	2-pyrrolidone	73.6±1.3	(298)	EB, BG	[616-45-5] [98/14]
		41.7±0.6		A	[95/26]
		69.1±0.5	(298)	C	[90/1]
		60.0	(410)	A	[87/5]
					[625-77-4]
C ₄ H ₇ NO ₂	diacetamide (368–496)	59.7	(383)	A	[87/5]
		64.6	(358)		[47/5]
					[2783-12-2]
C ₄ H ₇ NO ₂	2-nitro-1-butene (273–333)	44.0	(288)	A	[87/5][71/21]
C ₄ H ₇ N ₃ O ₉	1,2,4-butanetriol trinitrate (293–313)	60.0±11.3	(303)	A, GS	[6859-60-5] [87/5][57/11]
C ₄ H ₈	1-butene (200–274)	23.3	(259)	A	[87/5]
		28.3	(177)	A	[87/5]
		22.8	(282)	A	[87/5]
		22.0	(357)	A	[87/5]
		22.5	(282)	A	[87/5]
		20.1	(298)		[71/28]
		25.3	(202)		[46/7]
		24.5	(219)		[46/7]
		23.3	(242)		[46/7]
		21.9	(267)		[46/7]
					[40/3][84/9]
			(216–273)	23.2	(258)

TABLE 6. Enthalpies of vaporization of organic compounds, 1880–2002—Continued

Molecular formula	Compound (Temperature range/K)	$\Delta_{\text{vap}}H_m$ (kJ mol ⁻¹)	Mean temperature (T_m /K)	Method	CAS registry number Reference
C ₄ H ₈	<i>cis</i> 2-butene				[590-18-1]
	(221–290)	24.4	(275)	A	[87/5]
	(276–325)	24.0	(291)	A	[87/5]
	(324–386)	23.6	(339)	A	[87/5]
	(383–431)	23.6	(398)	A	[87/5]
C ₄ H ₈	(195–267)	22.1	(298)		[71/28]
		25.3	(252)		[42/8][84/9]
	<i>trans</i> 2-butene				[624-64-6]
	(205–287)	23.9	(272)	A	[87/5]
	(273–315)	23.6	(288)	A	[87/5]
	(313–385)	23.3	(328)	A	[87/5]
C ₄ H ₈	(382–428)	23.2	(397)	A	[87/5]
		21.3	(298)		[71/28]
		22.8 ± 0.1	(274)	C	[45/3]
	(203–274)	24.2	(259)		[45/3][84/9]
	(205–283)	23.9	(268)		[40/3][84/9]
C ₄ H ₈	cyclobutane				[287-23-0]
	(198–287)	25.2	(272)	A	[87/5]
C ₄ H ₈	(217–285)	25.2	(270)		[53/12][84/9]
	methylcyclopropane				[594-11-6]
C ₄ H ₈	(177–278)	24.8	(263)	A	[87/5][47/5]
	2-methylpropene				[115-11-7]
C ₄ H ₈	(212–279)	23.1	(264)	A	[87/5]
	(266–313)	22.7	(281)	A	[87/5]
	(310–376)	22.2	(325)	A	[87/5]
	(371–418)	22.3	(386)	A	[87/5]
		20.6	(298)		[71/28]
	(303–398)	22.2	(350)		[42/6]
C ₄ H ₈ BrClO	(216–273)	22.8	(258)		[40/3][84/9]
	2-bromoethyl 2-chloroethyl ether				[51070-66-7]
C ₄ H ₈ Br ₂	(309–469)	53.3	(324)	A	[87/5][47/5]
	1,1-dibromobutane				[62168-25-6]
C ₄ H ₈ Br ₂	(342–477)	45.8	(357)	A, EST	[87/5][56/16]
					[71/21]
	1,2-dibromobutane				[533-98-2]
	(338–425)	43.5	(353)	A	[87/5]
	(330–425)	45.9	(298)		[75/16][75/15]
C ₄ H ₈ Br ₂		45.6 ± 0.7	(298)	EB	[75/15]
	(281–439)	42.8	(296)	A	[87/5][47/5]
	(273–333)	45.1	(300)		[41/6]
	1,3-dibromobutane				[107-80-2]
C ₄ H ₈ Br ₂	(351–450)	44.7	(366)	A	[87/5]
	1,4-dibromobutane				[110-52-1]
C ₄ H ₈ Br ₂		52.6	(298)	GC	[94/19]
	(375–520)	51.4	(390)	A	[87/5][71/21]
	(305–470)	49.4	(320)		[47/5]
C ₄ H ₈ Br ₂	<i>meso</i> 2,3-dibromobutane				[5780-13-2]
	(274–431)	41.7	(289)	A	[87/5][47/5]
C ₄ H ₈ Br ₂	<i>threo</i> 2,3-dibromobutane				[598-71-0]
	(278–434)	40.9	(293)	A	[87/5]
C ₄ H ₈ Br ₂	1,2-dibromo-2-methylpropane				[594-34-3]
		43.3 ± 0.1		C	[74/2]
	(244–422)	33.3	(259)	A	[87/5][47/5]
C ₄ H ₈ Br ₂	1,3-dibromo-2-methylpropane				[28148-04-1]
	(287–448)	45.1	(302)	A	[87/5][47/5]
C ₄ H ₈ Br ₂ O	<i>bis</i> (2-bromoethyl) ether				[5414-19-7]
	(320–486)	55.1	(335)	A	[87/5][47/5]
C ₄ H ₈ Cl ₂	1,1-dichlorobutane				[541-33-3]
	(310–390)	39.5	(298)		[91/2]
	(304–386)	38.7	(319)	A	[87/5]
		39.4 ± 0.6	(298)	EB	[77/14]
C ₄ H ₈ Cl ₂	(303–428)	38.8	(318)	EST	[87/5][56/16]
	1,2-dichlorobutane				[616-21-7]
		40.1 ± 0.1	(298)	C	[92/7]

TABLE 6. Enthalpies of vaporization of organic compounds, 1880–2002—Continued

Molecular formula	Compound (Temperature range/K)	$\Delta_{\text{vap}}H_m$ (kJ mol ⁻¹)	Mean temperature (T_m /K)	Method	CAS registry number Reference
		40.2±0.1	(298)	C	[89/10]
	(312–394)	39.0	(327)	A	[87/5]
	(310–390)	40.4	(298)		[82/2][91/2]
		40.1±0.6	(298)	EB	[75/16]
	(249–397)	38.1	(264)	A	[87/5][47/5]
C ₄ H ₈ Cl ₂	1,3-dichlorobutane				[1190-22-3]
		42.2±0.1	(298)	C	[92/7]
	(320–400)	42.3	(298)		[91/2]
		42.3±1.8	(298)	C	[90/11]
	(318–407)	40.5	(333)	A	[87/5]
C ₄ H ₈ Cl ₂	1,4-dichlorobutane				[110-56-2]
		46.7	(298)	GC	[94/19]
		46.5±0.1	(298)	C	[92/7]
	(325–425)	46.4	(298)		[91/2]
		46.4±0.1	(298)	C	[90/11]
		46.4±0.1	(298)	C	[89/10]
	(336–425)	43.4	(351)	A	[87/5][71/21]
C ₄ H ₈ Cl ₂	2,2-dichlorobutane				[4279-22-5]
		36.3±0.1	(298)	C	[92/7]
	(300–370)	36.7	(298)		[91/2]
	(293–376)	36.4	(308)	A	[87/5]
		33.7±0.6	(298)	EB	[77/14]
C ₄ H ₈ Cl ₂	<i>meso</i> 2,3-dichlorobutane				
		38.4	(298)	C	[92/7][93/18]
C ₄ H ₈ Cl ₂	(<i>dl</i>) 2,3-dichlorobutane				
		39.7	(298)	C	[93/18]
C ₄ H ₈ Cl ₂	2,3-dichlorobutane				[7581-97-7]
	(247–389)	39.6	(262)	A	[87/5]
C ₄ H ₈ Cl ₂	1,1-dichloro-2-methylpropane				[598-76-5]
	(242–379)	38.7	(257)	A	[87/5]
C ₄ H ₈ Cl ₂	1,2-dichloro-2-methylpropane				[594-37-6]
	(247–381)	40.4	(262)	A	[87/5][47/5]
C ₄ H ₈ Cl ₂	1,3-dichloro-2-methylpropane				[616-19-3]
	(270–408)	45.1	(285)	A	[87/5][47/5]
C ₄ H ₈ Cl ₂ O	<i>bis</i> (2-chloroethyl) ether				[111-44-4]
	(297–452)	49.8	(312)	A	[87/5][47/5]
C ₄ H ₈ Cl ₂ S	<i>bis</i> (2-chloroethyl) sulfide				[505-60-2]
	(288–358)	59.6	(303)	A, MM	[87/5][47/6]
					[84/9]
	(353–393)	50.3	(373)		[43/8]
C ₄ H ₈ Cl ₂ S ₃	<i>bis</i> (2-chloroethyl) trisulfide				[19149-77-0]
	(293–333)	68.2	(308)	A, GS	[87/5][48/9]
					[99/16]
C ₄ H ₈ F ₂	1,1-difluorobutane				[353-81-1]
	(246–347)	31.0	(261)	A, EST	[87/5][56/16]
					[71/21]
C ₄ H ₈ F ₂	2,2-difluorobutane				[353-81-1]
	(238–336)	30.0	(253)	A	[87/5][71/21]
C ₄ H ₈ F ₂ O ₄ S	<i>bis</i> (2-fluoroethyl) sulfate				[381-46-4]
	(273–333)	63.9	(288)	A, GS	[87/5][48/14]
					[99/16]
C ₄ H ₈ I ₂	1,4-diiodobutane				[628-21-7]
		59.0	(298)	GC	[94/19]
C ₄ H ₈ N ₂	(dimethylamino)acetonitrile				[926-64-7]
	(277–307)	45.4±0.6		GS	[97/10]
C ₄ H ₈ N ₂	1,4,5,6-tetrahydropyrimidine				[1606-49-1]
	(330–395)	75.6±2.0	(298)	IPM	[96/4]
C ₄ H ₈ N ₂ O ₆	1,3-butanediol dinitrate				[6423-44-5]
	(293–313)	71.4±7.1	(303)	A, GS	[87/5][57/5]
C ₄ H ₈ N ₂ O ₆	1,4-butanediol dinitrate				[3457-91-8]
	(293–313)	57.4±0.8	(303)	A, GS	[87/5][57/5]
C ₄ H ₈ N ₂ O ₇	diethyleneglycol dinitrate				[693-21-0]
	(293–333)	94.3	(308)	A	[87/5]
C ₄ H ₈ O	2-butanone				[78-93-3]

TABLE 6. Enthalpies of vaporization of organic compounds, 1880–2002—Continued

Molecular formula	Compound (Temperature range/K)	$\Delta_{\text{vap}}H_m$ (kJ mol ⁻¹)	Mean temperature (T_m /K)	Method	CAS registry number Reference
	(294–342)	34.6	(309)	A	[87/5]
	(353–403)	32.5	(368)	A	[87/5]
	(397–479)	31.6	(412)	A	[87/5]
	(473–537)	31.1	(488)	A	[87/5]
		34.8±0.1	(298)	C	[83/3]
		34.5±0.1	(298)	C	[79/1]
	(258–362)	35.6	(273)		[78/20]
		34.7	(298)		[75/8]
	(315–363)	33.9	(330)	A, EB, GS	[87/5][75/8]
		33.8±0.1	(314)	C	[61/17]
		32.3±0.1	(338)	C	[61/17]
		31.3±0.1	(352)	C	[61/17]
		30.5±0.1	(363)	C	[61/17]
		30.0±0.1	(370)	C	[61/17]
	(314–370)	33.9	(329)		[47/5]
C ₄ H ₈ O	2-methyl-2-propen-1-ol (323–373)	51.9	(298)	CGC	[513-42-8] [95/21]
C ₄ H ₈ O	3-buten-1-ol				[627-27-0]
		50.9±0.1	(313)	C	[96/9]
		48.8±0.1	(328)	C	[96/9]
		46.7±0.1	(343)	C	[96/9]
C ₄ H ₈ O	(<i>dl</i>) 3-buten-2-ol (304–370)	39.2	(319)	A	[6118-14-5] [87/5]
C ₄ H ₈ O	butyraldehyde (313–353)	33.2	(298)	CGC	[123-72-8] [95/21]
	(293–349)	34.2	(308)	A	[87/5]
	(330–348)	32.9	(339)	EB	[63/15]
	(304–347)	33.3	(319)		[59/5][84/9]
	(258–353)	33.9	(306)		[38/7]
C ₄ H ₈ O	(<i>dl</i>) 1,2-epoxybutane (254–347)	24.7	(269)	A	[106-88-7] [87/5]
C ₄ H ₈ O	1,2-epoxy-2-methylpropane (2,2-dimethyloxirane) (204–329)	30.6	(219)	A	[558-30-5] [87/5][47/5]
C ₄ H ₈ O	ethyl vinyl ether (223–309)	29.5	(238)	A	[109-92-2] [87/5]
C ₄ H ₈ O	isobutyraldehyde (313–353)	32.3	(298)	CGC	[78-84-2] [95/21]
	(313–324)	31.4	(318)		[84/30]
	(309–337)	31.8	(324)		[76/20]
	(333–347)	33.4	(340)	EB	[63/15]
	(283–337)	32.8	(298)	A	[87/5][59/5] [64/21]
C ₄ H ₈ O	2-methoxy-1-propene (281–309)	28.3±0.1	(295)		[116-11-0] [88/4]
C ₄ H ₈ O	<i>cis</i> methyl propenyl ether (293–318)	30.6	(305)	A	[4188-68-5] [87/5]
C ₄ H ₈ O	<i>trans</i> methyl propenyl ether (293–322)	29.5	(307)	A	[4188-69-6] [87/5]
C ₄ H ₈ O	tetrahydrofuran (273–339)	33.1	(288)	A	[109-99-9] [87/5]
	(399–479)	29.0	(414)	A	[87/5]
	(467–541)	29.6	(482)	A	[87/5]
		32.0	(298)	C	[81/8]
	(235–340)	32.5±0.2	(288)		[76/16]
	(302–339)	30.8	(320)		[75/33]
	(273–308)	32.8	(288)		[70/22][84/9]
	(296–373)	31.9	(311)		[70/23][84/9]
	(224–360)	32.9	(298)		[70/36]
C ₄ H ₈ OS	1,4-oxathiane (342–411)	42.1	(378)		[15980-15-1] [99/16]
	(342–411)	44.8	(357)	A	[87/5]
C ₄ H ₈ OS	S-ethyl thiolacetate	40.0±0.2	(298)	C	[625-60-5] [66/2]

TABLE 6. Enthalpies of vaporization of organic compounds, 1880–2002—Continued

Molecular formula	Compound (Temperature range/K)	$\Delta_{\text{vap}}H_m$ (kJ mol ⁻¹)	Mean temperature (T_m /K)	Method	CAS registry number Reference
C ₄ H ₈ O ₂	2-methyl-1,3-dioxolane (270–308)	43.0±0.6		GS	[497-26-7] [98/21][02/32]
C ₄ H ₈ O ₂	<i>cis</i> 2-butene-1,4-diol (373–508)	74.7	(388)	A	[6117-80-2] [87/5]
C ₄ H ₈ O ₂	1,1-dimethoxyethene (303–362)	39.6	(333)		[95/29]
C ₄ H ₈ O ₂	butanoic acid (391–429)	50.3	(406)	EB	[107-92-6] [01/15]
	(278–308)	58.5±0.3	(293)	GS	[00/6]
	(278–308)	58.2±0.3	(298)	GS	[00/6]
	(353–393)	60.7	(298)	CGC	[95/21]
	(437–592)	47.7	(452)	A	[87/5]
	(301–358)	51.1	(316)	A	[87/5]
	(355–453)	53.2	(370)	A	[87/5][71/21]
monomer		40.5±0.1	(298)	C	[70/8]
		58±4	(298)	C	[70/8]
	(363–436)	52.0	(378)		[49/1][84/9]
C ₄ H ₈ O ₂	1,3-dioxane				[505-22-6]
		39.1±0.1	(298)	C	[82/9]
		35.6±0.4			[59/23]
C ₄ H ₈ O ₂	1,4-dioxane (285–375)	38.0	(300)	A	[123-91-1] [87/5]
	(329–372)	36.5	(350)		[84/20]
		38.6±0.1	(298)	C	[82/9]
	(293–398)	37.3	(308)		[63/22][84/9]
	(283–353)	37.0	(318)		[36/6]
C ₄ H ₈ O ₂	ethyl acetate (300–390)	34.1	(315)		[141-78-6] [97/11]
	(313–353)	35.0	(298)	CGC	[95/21]
	(271–373)	36.7	(286)		[81/11][84/9]
		35.6±0.1	(298)	C	[80/13]
		34.6±0.1	(313)	C	[80/13]
		31.4±0.1	(343)	C	[80/13]
		33.8±0.1	(326)	C	[77/12]
		33.4±0.1	(331)	C	[77/12]
		32.4±0.1	(344)	C	[77/12]
		31.9±0.1	(351)	C	[77/12]
		31.0±0.1	(363)	C	[77/12]
		34.0	(320)		[76/8]
		31.9	(350)		[76/8]
		35.1±0.2	(298)	C	[66/2]
	(288–351)	35.7	(303)	A	[87/5][65/3]
					[71/21]
C ₄ H ₈ O ₂	3-hydroxy-2-butanone (273–418)	38.4	(288)	A	[513-86-0] [87/5]
C ₄ H ₈ O ₂	2-methylpropanoic acid (278–308)	55.8±0.3	(293)	GS	[79-31-2] [00/6]
	(278–308)	55.5±0.3	(298)	GS	[00/6]
	(344–445)	51.6	(359)	EB	[87/9]
	(288–428)	50.9	(303)	A	[87/5]
	(428–562)	45.4	(443)	A	[87/5]
	(228–243)	53.4±3	(398)	TE	[79/4]
monomer		35.5±0.1	(298)	C	[70/8]
		53±4	(298)	C	[70/8]
C ₄ H ₈ O ₂	isopropyl formate (221–342)	34.5	(236)	A	[625-55-8] [87/5][47/5]
C ₄ H ₈ O ₂	methyl propionate (313–363)	28.9	(298)	CGC	[922-67-8] [95/21]
		35.6±0.4	(298)	GC	[87/17]
	(231–353)	39.1	(246)	A	[87/5]
	(353–486)	32.8	(368)	A	[87/5]
		35.9±0.1	(298)	C	[80/13]
		34.9±0.1	(313)	C	[80/13]
		36.3±0.3	(298)	GCC	[80/5]

TABLE 6. Enthalpies of vaporization of organic compounds, 1880–2002—Continued

Molecular formula	Compound (Temperature range/K)	$\Delta_{\text{vap}}H_m$ (kJ mol ⁻¹)	Mean temperature (T_m /K)	Method	CAS registry number Reference
C ₄ H ₈ O ₂		35.8±0.1	(298)	C	[79/1]
		34.2±0.1	(326)	C	[77/12]
		33.8±0.1	(331)	C	[77/12]
		32.8±0.1	(344)	C	[77/12]
		32.1±0.1	(355)	C	[77/12]
		31.5±0.1	(363)	C	[77/12]
	(293–353)	35.9	(308)	A	[87/5][65/3]
	propyl formate				[110-74-7]
	(302–353)	35.3	(317)		[93/8]
	(354–518)	32.7	(369)	A	[87/5]
	(230–355)	36.8	(245)	A	[87/5]
		37.5±0.1	(298)	C	[80/13]
		36.5±0.1	(313)	C	[80/13]
		35.8±0.1	(326)	C	[76/14]
		35.4±0.1	(331)	C	[76/14]
	34.4±0.1	(344)	C	[76/14]	
	33.8±0.1	(351)	C	[76/14]	
	33.5±0.1	(355)	C	[76/14]	
	32.9±0.1	(363)	C	[76/14]	
	(299–355)	35.6	(314)		[28/1][84/9]
C ₄ H ₈ O ₂ S	allyl methyl sulfone				[16215-14-8]
	(405–450)	68.2	(420)	A	[87/5][99/16]
C ₄ H ₈ O ₂ S	tetrahydrothiophene-1,1-dioxide (sulfolane)				[126-33-0]
	(423–529)	59.0	(438)		[99/16]
	(364–529)	53.7	(379)		[99/16]
	(424–542)	67.8±0.8	(298)	EB	[97/8]
	(373–453)	58.2	(413)	TGA	[87/18]
	(303–328)	31.0	(315)	A	[87/5]
	(413–558)	58.7	(428)	A	[87/5]
	(360–400)	54.5	(380)		[84/18]
C ₄ H ₈ O ₃	ethoxyacetic acid				[627-03-2]
	(280–310)	69.1	(295)	A	[87/5]
C ₄ H ₈ O ₃	2-methoxy-1,3-dioxolane				[19693-75-5]
	(278–308)	46.4±0.8	(298)	GS	[02/32]
	(278–308)	46.8±0.8		GS	[95/7]
C ₄ H ₈ O ₃	ethyl glycolate				[623-50-7]
	(287–432)	47.1	(302)	A	[87/5][47/5]
C ₄ H ₈ O ₃	2-hydroxyisobutyric acid				[594-61-6]
	(371–485)	67.5	(386)	A	[87/5]
C ₄ H ₈ O ₃	methyl 3-hydroxypropionate				[6149-41-3]
	(330–343)	60.0	(336)	A	[87/5]
C ₄ H ₈ O ₃	methoxyacetic acid, methyl ester				[6290-49-9]
	(285–310)	39.3	(297)	A	[87/5]
C ₄ H ₈ O ₃	(<i>dl</i>) methyl lactate				[547-64-8]
	(313–418)	44.7	(328)	A	[87/5]
C ₄ H ₈ O ₃	peroxybutyric acid				[13122-71-9]
	(273–393)	45.5	(288)	A	[87/5][71/21]
C ₄ H ₈ S	2,2-dimethylthiirane				[3772-13-2]
	(273–473)	37.0	(288)	A	[87/5][71/21]
					[99/16]
C ₄ H ₈ S	2-ethylthiirane				[3195-86-6]
	(298–450)	39.7	(313)	A	[87/5][71/21]
C ₄ H ₈ S	tetrahydrothiophene				[110-01-0]
	(331–401)	37.7	(346)	EB	[71/28]
	(343–434)	37.1	(358)	A, EB	[52/9]
					[87/5][52/10]
					[66/5]
C ₄ H ₈ S ₂	1,3-dithiane				[505-23-7]
		66.9±0.4		GC	[89/16]
C ₄ H ₈ S ₂	1,4-dithiane				[505-29-3]
	(389–437)	48.7	(404)		[99/16]
		68.9±0.5		GC	[89/16]
	(388–437)	47.9	(403)	A	[87/5]
C ₄ H ₉ Br	1-bromobutane				[109-65-9]

TABLE 6. Enthalpies of vaporization of organic compounds, 1880–2002—Continued

Molecular formula	Compound (Temperature range/K)	$\Delta_{\text{vap}}H_m$ (kJ mol ⁻¹)	Mean temperature (T_m /K)	Method	CAS registry number Reference
	(323–363)	36.4	(298)	CGC	[95/21]
	(340–370)	36.4	(298)		[91/2]
	(338–373)	34.6	(353)	A, EB	[87/5][77/8]
		35.6±0.1	(322)	C	[77/8]
		34.9±0.1	(332)	C	[77/8]
		34.5±0.1	(339)	C	[77/8]
		33.7±0.1	(352)	C	[77/8]
		33.0±0.1	(366)	C	[77/8]
		36.6±0.1	(298)	C	[68/1]
		36.7±0.1	(298)	C	[66/2]
	(273–400)	37.5	(288)	A, EST	[87/5][61/13] [71/21]
	(293–343)	33.5	(308)		[29/2][84/9]
C ₄ H ₉ Br	2-bromobutane				[78-76-2]
	(281–403)	33.9	(296)	A	[87/5][71/21]
		34.5±0.1	(298)	C	[68/1]
		34.8±0.1	(298)	C	[66/2]
C ₄ H ₉ Br	1-bromo-2-methylpropane				[78-77-3]
	(305–363)	34.1	(320)	A, EB	[87/5][77/8]
		33.1±0.1	(330)	C	[77/8]
		32.6±0.1	(341)	C	[77/8]
		32.0±0.1	(353)	C	[77/8]
		31.4±0.1	(366)	C	[77/8]
	(281–404)	34.0	(296)	A	[87/5][71/21]
		34.9±0.1	(298)	C	[68/1]
C ₄ H ₉ Br	2-bromo-2-methylpropane				[507-19-7]
	(248–346)	31.4	(263)	A	[87/5]
	(270–345)	31.0	(298)		[87/9][91/2]
	(298–323)	31.5	(313)		[69/10]
		31.8±0.1	(298)	C	[68/1]
	(273–346)	31.2	(288)		[51/5][84/9]
C ₄ H ₉ BrO	1-bromo-2-butanol				[2482-57-7]
	(296–418)	58.4	(311)	A	[87/5][47/5]
C ₄ H ₉ Cl	1-chlorobutane				[109-69-3]
	(260–350)	33.5	(298)		[84/9][91/2]
		33.5±0.1	(298)	C	[81/4]
		32.7±0.1	(313)	C	[81/4]
		31.8±0.1	(328)	C	[81/4]
		30.9±0.1	(343)	C	[81/4]
		30.0±0.1	(358)	C	[81/4]
		29.4±0.1	(358)	C	[81/4]
	(256–352)	35.6	(271)	DTA	[69/5]
		33.5±0.1	(298)	C	[68/1]
	(257–389)	35.0	(272)	A, EST	[87/5][61/13] [71/21]
	(293–343)	37.2	(308)		[29/2][84/9]
C ₄ H ₉ Cl	2-chlorobutane				[78-86-4]
	(315–341)	30.9	(328)	EB	[96/27]
	(266–377)	33.1	(281)	A	[87/5]
		31.5±0.1	(298)	C	[81/4]
		30.7±0.1	(313)	C	[81/4]
		29.9±0.1	(328)	C	[81/4]
		29.1±0.1	(343)	C	[81/4]
		28.2±0.1	(358)	C	[81/4]
		31.6±0.1	(298)	C	[68/1]
	(273–312)	31.8	(288)		[28/3][84/9]
C ₄ H ₉ Cl	1-chloro-2-methylpropane				[513-36-0]
	(219–342)	36.1	(234)	A	[87/5][47/5]
		31.7±0.1	(298)	C	[68/1]
C ₄ H ₉ Cl	2-chloro-2-methylpropane				[507-20-0]
	(313–353)	28.6	(298)	CGC	[95/21]
	(253–358)	32.3	(268)	A	[87/5][71/21]
	(295–323)	27.8	(309)	A	[87/5][69/10]
	(295–323)	27.0	(310)		[69/10][84/9]

TABLE 6. Enthalpies of vaporization of organic compounds, 1880–2002—Continued

Molecular formula	Compound (Temperature range/K)	$\Delta_{\text{vap}}H_m$ (kJ mol ⁻¹)	Mean temperature (T_m /K)	Method	CAS registry number Reference	
C ₄ H ₉ ClO ₂	(254–324)	29.0±0.1	(298)	C	[68/1]	
		29.1	(269)		[47/5]	
C ₄ H ₉ ClO ₂ S	2-(2-chloroethoxy)ethanol (326–469)	59.8	(341)	A	[628-89-7] [87/5][47/5]	
	butyl sulfonyl chloride (283–373)	55.7	(298)		[99/16]	
C ₄ H ₉ ClS	(373–474)	52.9	(388)	A	[99/16]	
	(253–283)	60.2	(268)		[87/5][99/16]	
	ethyl (2-chloroethyl) sulfide (293–333)	44.4	(308)		A, GS	[693-07-2] [87/5][48/9] [71/21]
C ₄ H ₉ F	1-fluorobutane (222–326)	30.1	(237)	A, EST	[2366-52-1] [87/5][61/13]	
					[71/21]	
C ₄ H ₉ F	2-fluorobutane (233–329)	29.2	(248)	A	[359-01-3] [87/5][71/21]	
	2-fluoro-2-methylpropane (222–315)	27.6	(237)		[353-61-7] [87/5][71/21]	
C ₄ H ₉ FO	4-fluoro-1-butanol (323–343)	64.0	(333)	A	[372-93-0] [87/5]	
					[542-69-8]	
C ₄ H ₉ I	1-iodobutane (313–353)	40.3	(298)	CGC	[95/21]	
	(313–353)	39.7	(298)	CGC	[95/21]	
		40.6±0.1	(298)	C	[68/1]	
	(292–431)	39.9	(307)	A, EST	[87/5][61/13] [71/21]	
C ₄ H ₉ I	2-iodobutane (313–353)	37.9	(298)	CGC	[513-48-4] [95/21]	
	(313–353)	38.8	(298)	CGC	[95/21]	
		38.5±0.1	(298)	C	[68/1]	
C ₄ H ₉ I	1-iodo-2-methylpropane (256–393)	41.1	(271)	A	[513-38-2] [87/5][47/5]	
		38.8±0.1	(298)		C	[68/1]
C ₄ H ₉ I	2-iodo-2-methylpropane (313–353)	37.0	(298)	CGC	[558-17-8] [95/21]	
	(236–294)	34.8	(279)		A	[87/5][71/21]
		35.4±0.1	(298)		C	[68/1]
						[123-75-1]
C ₄ H ₉ N	pyrrolidine (273–313)	38.4	(288)	A	[87/5]	
	(316–394)	35.8	(331)		EB, IPM	[87/5][59/4] [68/4]
		35.8±0.1	(322)		C	[59/4]
C ₄ H ₉ NO		34.5±0.1	(340)	C	[59/4]	
		33.0±0.1	(360)	C	[59/4]	
	(294–360)	37.3	(309)	C	[59/10][84/9]	
	2-butanone oxime (308–425)	53.7	(323)	A	[96-29-7] [87/5]	
	(318–343)	55.5	(330)		[87/5]	
C ₄ H ₉ NO	N-ethylacetamide	64.9±0.2	(298)	C	[625-50-3] [84/6]	
	buyraldehyde oxime (313–343)	55.8	(328)	A	[110-69-0] [87/5]	
C ₄ H ₉ NO	butyramide (397–504)	64.0	(412)	A	[541-35-5] [87/5]	
C ₄ H ₉ NO	N,N-dimethylacetamide (371–423)	45.1	(386)	A	[127-19-5] [87/5]	
		50.2	(298)		A	[85/7][85/6]
	(297–438)	67.9	(312)		A	[74/7][84/9]
	(303–363)	45.2	(318)		A	[87/5][68/3]
C ₄ H ₉ NO	N-methylpropionamide	66.9±1.3	(298)	EB, BG	[1187-58-2] [98/14]	
		64.9±0.3	(298)		C	[84/6]
	(303–363)	54.4	(318)		A	[87/5][68/3]
C ₄ H ₉ NO	morpholine			A	[110-91-8]	

TABLE 6. Enthalpies of vaporization of organic compounds, 1880–2002—Continued

Molecular formula	Compound (Temperature range/K)	$\Delta_{\text{vap}}H_m$ (kJ mol ⁻¹)	Mean temperature (T_m /K)	Method	CAS registry number Reference
	(274–303)	45.6±0.4	(288)	GS	[98/13]
	(274–303)	45.0±0.4	(298)	GS	[98/13]
	(313–343)	44.3	(328)	TGA	[87/18]
	(273–318)	45.3	(288)	A	[87/5]
	(317–443)	42.3	(332)	A	[87/5]
C ₄ H ₉ NO ₂	(<i>dl</i>) 2-aminobutyric acid (400–418)	132.0	(409)	A	[2835-81-6] [87/5]
C ₄ H ₉ NO ₂	S 2-aminobutyric acid (449–462)	162.5	(455)	A	[1492-24-6] [87/5]
C ₄ H ₉ NO ₂	sec-butyl nitrite (267–287)	29.6	(277)	A	[924-43-6] [87/5][37/3]
C ₄ H ₉ NO ₂	<i>tert</i> -butyl nitrite (267–337)	30.8	(282)	A	[540-80-7] [87/5][37/3]
C ₄ H ₉ NO ₂	lactic acid N-methyl amide (359–415)	72.7	(374)	A	[87/5]
C ₄ H ₉ NO ₂	N-methyl carbamic acid, ethyl ester (299–443)	51.7	(314)	A	[105-40-8] [87/5][47/5]
C ₄ H ₉ NO ₂	2-methyl-1-nitropropane (347–415)	41.1	(362)	A, EB	[625-74-1] [87/5][56/15] [71/21]
C ₄ H ₉ NO ₂	2-methyl-2-nitropropane (334–401)	39.1	(349)	EB	[594-70-7] [87/5][56/15] [71/21]
C ₄ H ₉ NO ₂	1-nitrobutane (313–353)	47.0	(298)	CGC	[627-05-4] [95/21]
	(357–426)	42.7	(372)	A, EB	[87/5][56/15] [71/21]
C ₄ H ₉ NO ₂	(<i>dl</i>) 2-nitrobutane (345–413)	40.3	(360)	A, EB	[600-24-8] [87/5][56/15] [71/21]
C ₄ H ₉ NO ₂	propyl carbamate (325–468)	61.6	(340)	A	[627-12-3] [87/5][47/5]
C ₄ H ₉ NO ₃	butyl nitrate (273–343)	44.1	(288)	A	[928-45-0] [87/5][71/21] [57/2]
C ₄ H ₉ NO ₃	isobutyl nitrate (273–343)	42.8	(288)	A	[543-29-3] [87/5][71/21] [57/2]
C ₄ H ₉ N ₃ O ₂	<i>bis</i> (nitrosoethyl)amine (291–450)	46.4	(306)	A	[87/5]
C ₄ H ₉ P	allymethylphosphine (242–291)	34.4	(276)	A	[62778-93-2] [87/5]
C ₄ H ₉ P	3-butenylphosphine (252–295)	34.5	(273)		[114596-01-9] [88/13]
C ₄ H ₉ P	phospholane (257–347)	37.4	(272)	A	[3466-00-0] [87/5]
C ₄ H ₁₀	butane (300–315)	22.9	(308)		[106-97-8] [97/16]
	(195–292)	23.4	(277)	A	[87/5]
	(273–321)	23.2	(288)	A	[87/5]
	(316–383)	22.6	(331)	A	[87/5]
	(375–425)	22.8	(390)	A	[87/5]
	(135–213)	27.0	(198)	A	[87/5][73/11]
		22.4	(298)		[71/28]
	(206–279)	23.1	(264)		[45/4][84/9]
	(195–273)	23.9	(258)		[40/10][84/9]
C ₄ H ₁₀	2-methylpropene (isobutene) (303–333)	21.5	(318)		[75-28-5] [99/29]
	(186–280)	22.4	(265)	A	[87/5]
	(121–187)	26.9	(172)	A	[87/5]
	(263–306)	21.9	(278)	A	[87/5]
	(301–366)	21.4	(316)	A	[87/5]
	(361–408)	21.6	(376)	A	[87/5]
	(277–344)	21.6	(292)		[76/19][84/9]

TABLE 6. Enthalpies of vaporization of organic compounds, 1880–2002—Continued

Molecular formula	Compound (Temperature range/K)	$\Delta_{\text{vap}}H_m$ (kJ mol ⁻¹)	Mean temperature (T_m /K)	Method	CAS registry number Reference
C ₄ H ₁₀ F ₃ NOS	(188–262)	21.3	(286)		[71/28]
	(diethylamino)trifluorooxo sulfur	22.6	(247)		[40/11][84/9]
C ₄ H ₁₀ F ₃ NS	(329–354)	49.5	(341)	A	[26458-94-6]
	(N-ethylethaneaminato)trifluoro sulfur				[87/5][99/16]
C ₄ H ₁₀ N ₂	(318–340)	45.2	(329)	A	[38078-09-0]
	piperazine				[87/5][99/16]
C ₄ H ₁₀ N ₂ O ₂	(417–460)	50.1 ± 1.9	(298)	EB	[275-02-5]
	diethylnitramine				[97/7]
C ₄ H ₁₀ O	(338–378)	49.7	(358)		[7119-92-8]
	1-butanol				[58/22]
C ₄ H ₁₀ O	(357–389)	46.0	(372)	EB	[71-36-3]
		38.2	(423)		[01/15]
		29.6	(473)		[00/20]
		20.8	(523)		[00/20]
		44.1			[99/32]
	(323–373)	52.5	(298)	CGC	[95/21]
	(315–390)	49.9	(330)		[95/13]
	(364–403)	45.3	(379)		[93/7]
	(283–323)	55.2	(298)		[92/9]
	(376–399)	45.3	(387)	A	[87/5]
	(323–413)	50.1	(338)	A	[87/5]
	(413–550)	41.9	(428)	A	[87/5]
	(209–251)	51.6	(236)	A	[87/5]
	(376–397)	45.4	(386)	A	[87/5]
	(391–429)	43.8	(406)	A	[87/5]
	(415–501)	41.9	(430)	A	[87/5]
	(497–563)	37.4	(512)	A	[87/5]
	(243–303)	51.7	(298)		[83/14]
	(329–391)	49.0	(344)		[82/13]
		52.1	(298)	C	[82/6]
	(288–404)	55.0	(303)		[73/26]
		49.5 ± 0.1	(333)	C	[73/13]
		48.6 ± 0.1	(343)	C	[73/13]
		47.5 ± 0.1	(353)	C	[73/13]
		46.4 ± 0.1	(363)	C	[73/13]
		52.34 ± 0.02	(298)	C	[71/27]
	(351–397)	47.2	(366)	EB	[87/5][70/2]
	(295–391)	53.0	(310)	DTA	[69/5]
		52.3 ± 0.1	(298)	C	[66/2]
	47.2 ± 0.1	(356)	C	[65/16]	
	45.4 ± 0.1	(381)	C	[65/16]	
	43.1 ± 0.1	(391)	C	[65/16]	
(419–563)	42.1	(434)		[63/20]	
(362–398)	46.6	(377)	EB	[63/8]	
	51.0 ± 0.1	(298)	C	[63/2]	
(337–390)	48.3	(352)		[59/11][84/9]	
(314–390)	48.3	(352)		[1898][84/9]	
C ₄ H ₁₀ O	2-butanol				[78-92-2]
	(306–373)	47.7	(321)		[95/13]
	(303–403)	49.3	(318)	A	[87/5]
	(359–381)	43.2	(370)	A	[87/5]
	(372–524)	47.9	(387)	A	[87/5]
	(210–303)	57.5	(225)	A	[87/5]
	(359–380)	43.2	(369)	A	[87/5]
	(368–404)	42.0	(383)	A	[87/5]
	(395–485)	39.6	(410)	A	[87/5]
	(476–536)	35.0	(491)	A	[87/5]
	(307–373)	47.8	(322)		[82/13]
	(293–380)	53.2	(308)		[78/20]
	(319–372)	44.1	(334)		[75/23]
	(280–314)	50.2	(295)		[75/1]
	(298–393)	48.1	(313)		[73/26]
		49.74 ± 0.02	(298)	C	[71/27]

TABLE 6. Enthalpies of vaporization of organic compounds, 1880–2002—Continued

Molecular formula	Compound (Temperature range/K)	$\Delta_{\text{vap}}H_m$ (kJ mol ⁻¹)	Mean temperature (T_m /K)	Method	CAS registry number Reference	
C ₄ H ₁₀ O	(323–373)	46.3	(338)		[69/19][84/9]	
		49.7±0.1	(298)	C	[66/2]	
	(422–538)	38.4	(437)		[63/20]	
	(345–381)	44.1	(360)	EB	[63/8]	
		48.5	(298)	C	[63/2]	
	(340–379)	44.7	(355)	EB	[87/5][62/15]	
					[70/2]	
		45.3±0.1	(340)	C	[62/15]	
		43.3±0.1	(355)	C	[62/15]	
		41.9±0.1	(365)	C	[62/15]	
		40.8±0.1	(372)	C	[62/15]	
	2-methyl-1-propanol					[78-83-1]
	(350–400)	45.4	(365)	EB	[93/5]	
	(313–411)	49.5	(328)	A	[87/5]	
	(381–524)	46.0	(396)	A	[87/5]	
	(202–243)	55.0	(228)	A	[87/5]	
	(369–389)	44.2	(379)	A	[87/5]	
	(383–416)	42.6	(398)	A	[87/5]	
	(401–493)	41.1	(416)	A	[87/5]	
	(483–548)	36.2	(498)	A	[87/5]	
		50.8±0.1	(298)	C	[84/5]	
		49.7±0.1	(313)	C	[84/5]	
		48.3±0.1	(328)	C	[84/5]	
	45.0±0.1	(358)	C	[84/5]		
(320–382)	48.1	(335)		[82/13]		
(293–388)	52.6	(308)		[73/26]		
	50.79±0.02	(298)	C	[71/27]		
	46.2±0.1	(347)	C	[70/20]		
	44.2±0.1	(363)	C	[70/20]		
	41.9±0.1	(381)	C	[70/20]		
(342–389)	46.2	(357)	A, EB	[87/5][70/2]		
(333–381)	47.0	(348)		[69/19][84/9]		
	50.8±0.1	(298)	C	[66/2]		
(423–548)	40.1	(438)		[63/20]		
(353–388)	45.2	(368)	EB	[63/8]		
	49.8	(298)	C	[63/2]		
C ₄ H ₁₀ O	2-methyl-2-propanol				[75-65-0]	
	(321–359)	43.4	(336)		[99/30]	
	(323–373)	45.4	(298)	CGC	[95/21]	
	(299–375)	46.2	(314)	A	[87/5]	
	(347–363)	41.4	(355)	A	[87/5]	
	(356–480)	43.2	(371)	A	[87/5]	
	(347–363)	41.4	(355)	A	[87/5]	
	(357–461)	39.8	(372)	A	[87/5]	
	(453–506)	33.6	(468)	A	[87/5]	
		46.2±0.1	(303)	C	[84/5]	
		44.9±0.1	(313)	C	[84/5]	
		43.0±0.1	(328)	C	[84/5]	
		41.0±0.1	(343)	C	[84/5]	
		37.2±0.1	(368)	C	[84/5]	
	(306–357)	44.7	(321)		[82/13]	
	(293–376)	46.5	(308)		[73/26]	
		46.94±0.02	(298)	C	[71/27]	
	(313–355)	44.2	(328)		[69/19][84/9]	
		46.6±0.1	(298)	C	[66/2]	
	(333–363)	42.1	(348)	EB	[63/18]	
		42.5±0.1	(330)	C	[63/18]	
		41.3±0.1	(340)	C	[63/18]	
		40.4±0.1	(346)	C	[63/18]	
	40.0±0.1	(349)	C	[63/18]		
	39.0±0.1	(356)	C	[63/18]		
(329–363)	42.6	(344)	EB	[87/5][70/2]		
				[63/18]		
	44.9	(298)	C	[63/2]		

TABLE 6. Enthalpies of vaporization of organic compounds, 1880–2002—Continued

Molecular formula	Compound (Temperature range/K)	$\Delta_{\text{vap}}H_m$ (kJ mol ⁻¹)	Mean temperature (T_m /K)	Method	CAS registry number Reference
C ₄ H ₁₀ O	(373–506)	38.7	(388)		[63/20]
	(293–363)	44.7	(323)		[28/5]
	diethyl ether				[60-29-7]
	(286–329)	28.1	(301)	A	[87/5]
	(307–457)	26.9	(322)	A	[87/5]
	(305–360)	27.5	(320)	A	[87/5]
	(351–420)	26.6	(366)	A	[87/5]
	(417–467)	26.7	(432)	A	[87/5]
		27.1±0.1	(298)	C	[80/3]
	(250–329)	27.2	(298)		[76/2]
C ₄ H ₁₀ O	(250–329)	29.5	(265)	A	[87/5][72/9]
					[76/2]
	(213–293)	28.4	(278)		[22/2]
	isopropyl methyl ether				[598-53-8]
	(250–325)	28.8	(265)	A	[87/5]
C ₄ H ₁₀ O		26.4±0.1	(298)	C	[80/3]
	(260–325)	28.4	(275)	A	[87/5][76/2]
		26.4	(298)		[76/2]
	methyl propyl ether				[557-17-5]
	(325–407)	27.2	(340)	A	[87/5]
C ₄ H ₁₀ O ₂	(401–476)	26.7	(416)	A	[87/5]
	(273–321)	30.7	(288)	A	[87/5]
		27.6±0.1	(298)	C	[80/3]
	(253–328)	29.7	(268)	A	[87/5][76/2]
		27.5	(298)		[76/2]
		27.9±0.2	(298)	C	[75/3]
	(273–312)	29.7	(288)		[10/1][84/9]
(±) 1,2-butanediol				[26171-83-5]	
C ₄ H ₁₀ O ₂	(372–506)	71.6±0.8	(298)	EB	[96/3]
	(±) 1,3-butanediol				[107-88-0]
C ₄ H ₁₀ O ₂	(365–518)	74.5±1.0	(298)	EB	[96/3]
	(362–483)	67.6	(377)	A	[87/5]
	(373–423)	59.7	(398)		[35/4]
	(423–480)	58.1	(451)		[35/4]
C ₄ H ₁₀ O ₂	1,4-butanediol				[110-63-4]
		79.3±0.5	(298)	C	[88/14]
C ₄ H ₁₀ O ₂	(380–510)	72.0	(395)	A	[87/5]
	(dl) 2,3-butanediol				[513-85-9]
	(348–457)	62.5	(363)	A	[87/5]
	(317–455)	58.4	(332)		[47/5]
	(353–403)	57.9	(378)		[35/4]
C ₄ H ₁₀ O ₂	(303–456)	55.7	(380)		[35/4]
	<i>meso</i> 2,3-butanediol				
C ₄ H ₁₀ O ₂	(413–453)	54.6	(433)		[46/12]
	(l) 2,3-butanediol				
C ₄ H ₁₀ O ₂	(413–453)	52.6	(433)		[46/12]
	diethylperoxide				[628-37-5]
C ₄ H ₁₀ O ₂	(253–333)	29.0	(268)	A	[87/5][51/10]
					[71/21]
	1,1-dimethoxyethane				[534-15-6]
C ₄ H ₁₀ O ₂		36.4±0.1	(298)	C	[70/17]
	(273–333)	33.4	(288)	A	[87/5][49/2]
					[71/21]
	1,2-dimethoxyethane				[110-71-4]
C ₄ H ₁₀ O ₂	(305–392)	36.8±0.2	(298)	EB	[96/5]
	(238–298)	39.4	(253)	A	[87/5]
	(238–363)	39.1	(253)	A	[87/5]
	(225–366)	33.9	(240)		[47/5]
C ₄ H ₁₀ O ₂	2-ethoxyethanol				[110-80-5]
	(310–385)	47.4	(325)	EB	[01/17]
	(323–353)	45.9	(338)	TGA	[87/18]
		48.2±0.1	(298)	C	[71/5]
C ₄ H ₁₀ O ₂ S	(336–408)	44.7	(351)	A	[87/5][56/6]
	<i>bis</i> (2-hydroxyethyl) sulfide				[111-48-8]

TABLE 6. Enthalpies of vaporization of organic compounds, 1880–2002—Continued

Molecular formula	Compound (Temperature range/K)	$\Delta_{\text{vap}}H_m$ (kJ mol ⁻¹)	Mean temperature (T_m /K)	Method	CAS registry number Reference
C ₄ H ₁₀ O ₃	(368–483)	27.1	(383)	A	[87/5]
	(315–558)	28.3	(330)		[47/5]
	diethylene glycol				[111-46-6]
	(410–539)	66.9±0.3	(420)	EB	[02/15]
	(410–539)	63.1±0.3	(460)	EB	[02/15]
	(410–539)	59.2±0.3	(500)	EB	[02/15]
	(410–539)	55.1±0.5	(540)	EB	[02/15]
	(373–453)	66.5	(413)	TGA	[87/18]
	(364–518)	59.8	(379)	A	[87/5]
	(412–513)	66.8	(427)		[81/17][84/9]
C ₄ H ₁₀ O ₃	(403–513)	69.2	(418)		[27/1][84/9]
	1,2,3-butanetriol				[4435-50-1]
C ₄ H ₁₀ O ₃	(375–537)	68.1	(390)		[47/5]
	orthoformic acid trimethyl ester				[149-73-5]
C ₄ H ₁₀ O ₃ S	(273–358)	39.0	(288)	A	[87/5]
		38.1±0.8	(298)		[71/26]
	diethyl sulfite				[623-81-4]
C ₄ H ₁₀ O ₄	(283–431)	44.7			[75/43]
		44.5	(298)	A	[87/5][47/5]
	<i>meso</i> erythritol				[99/16]
C ₄ H ₁₀ O ₄	(397–428)	113.6±1.1	(412)	TE	[149-32-6]
	(394–401)	93.3	(397)	A	[90/16]
C ₄ H ₁₀ O ₄ S	diethyl sulfate				[87/5]
	(413–484)	50.1	(428)	A	[64-67-5]
C ₄ H ₁₀ S	(320–482)	54.9	(335)		[87/5]
	1-butanethiol				[47/5][99/16]
		36.5	(298)		[109-75-5]
	(323–409)	35.0	(338)	A, EB	[71/28]
					[87/5][57/7]
C ₄ H ₁₀ S		34.7±0.1	(330)	C	[66/5]
		33.6±0.1	(350)	C	[57/7]
		32.2±0.1	(371)	C	[57/7]
	(<i>dl</i>) 2-butanethiol				[57/7]
		34.1	(298)		[513-53-1]
	(310–395)	33.2	(325)	A, EB	[71/28]
					[87/5][58/7]
		32.9±0.1	(318)	C	[66/5]
C ₄ H ₁₀ S		32.3±0.1	(329)	C	[58/7]
		31.8±0.1	(337)	C	[58/7]
		30.6±0.1	(358)	C	[58/7]
	2-methyl-1-propanethiol				[513-44-0]
		34.6	(298)		[71/28]
	(314–399)	33.6	(329)	A, EB	[87/5][58/6]
					[66/5]
C ₄ H ₁₀ S		33.3±0.1	(321)	C	[58/6]
		32.3±0.1	(340)	C	[58/6]
		31.0±0.1	(361)	C	[58/6]
	<i>tert</i> -butyl mercaptan				[75-66-1]
	(275–293)	30.1	(284)		[98/25]
		30.8	(298)		[71/28]
C ₄ H ₁₀ S	(293–373)	30.9	(308)	A, EB	[87/5][53/7]
					[66/5]
	diethyl sulfide				[352-93-2]
		35.8±0.7	(298)	C	[89/12]
C ₄ H ₁₀ S		35.5	(298)		[81/12]
		35.8	(298)		[71/28]
	(318–396)	34.4	(333)	A, EB	[87/5][52/11]
					[66/5]
	(309–371)	34.8	(324)	EB	[52/9]
	(233–361)	37.5	(248)		[47/5]
C ₄ H ₁₀ S		33.5	(364)		[35/2]
	methyl isopropyl sulfide				[1551-21-9]
	34.1	(298)		[71/28]	

TABLE 6. Enthalpies of vaporization of organic compounds, 1880–2002—Continued

Molecular formula	Compound (Temperature range/K)	$\Delta_{\text{vap}}H_m$ (kJ mol ⁻¹)	Mean temperature (T_m /K)	Method	CAS registry number Reference
C ₄ H ₁₀ S	methyl propyl sulfide (298–368) (308–374)	33.0±0.1	(318)	C	[55/12]
		32.0±0.1	(336)	C	[55/12]
		30.7±0.1	(358)	C	[55/12]
		33.8	(313)	A, EB	[87/5][52/9] [3877-15-4]
		36.2	(298)		[71/28]
		35.3	(323)	A, EB	[87/5][52/9]
C ₄ H ₁₀ S ₂	1,4-butanedithiol (347–469)	34.5±0.1	(328)	C	[57/7]
		33.4±0.1	(347)	C	[57/7]
		32.1±0.1	(369)	C	[57/7]
		50.9	(362)	A	[1191-08-8] [87/5][99/16]
C ₄ H ₁₀ S ₂	diethyl disulfide (383–423) (287–434) (373–431)	55.3	(298)		[62/11]
		54.9	(298)		[62/11]
		44.8	(298)	CGC	[110-81-6] [95/21]
		45.4±0.8	(298)	C	[89/12]
		45.7	(302)	A	[87/5]
		45.2±0.1	(298)	C	[85/2]
		45.2	(298)		[81/12]
		45.6	(298)		[71/28]
C ₄ H ₁₁ N	butyl amine (359–433) (323–373) (313–350) (296–349)	40.9	(388)	EB	[87/5][66/5] [52/12]
		41.5	(374)	EB	[52/9]
		35.6	(298)	CGC	[109-73-9] [95/21]
		34.7	(328)	A	[87/5]
		35.7±0.2	(298)	C	[85/2]
		35.5	(311)	EB	[79/9]
		35.7±0.1	(298)	C	[79/9]
		34.7±0.1	(313)	C	[79/9]
		33.5±0.1	(323)	C	[79/9]
		32.4±0.1	(343)	C	[79/9]
		31.1±0.1	(358)	C	[79/9]
C ₄ H ₁₁ N	<i>(dl)</i> 2-aminobutane (264–371)	35.7±0.1	(298)	C	[69/2]
		34.1	(279)	A	[13952-84-6] [87/5][71/21]
C ₄ H ₁₁ N	<i>sec</i> -butylamine (300–335)	32.4	(315)	EB	[13952-84-6] [79/9]
		32.7±0.1	(298)	C	[79/9]
		31.6±0.1	(313)	C	[79/9]
		30.5±0.1	(328)	C	[79/9]
		29.4±0.1	(343)	C	[79/9]
		32.6±0.1	(298)	C	[69/2]
C ₄ H ₁₁ N	<i>isobutylamine</i> (248–347) (297–340)	37.6	(263)		[78-81-9] [87/5]
		33.9±0.1	(298)	C	[79/9]
		32.7±0.1	(313)	C	[79/9]
		31.6±0.1	(328)	C	[79/9]
		33.5	(313)	EB	[79/9]
		33.8±0.1	(298)	C	[69/2]
		33.9±0.2	(298)	IPM	[65/8][70/11] [75-64-9]
C ₄ H ₁₁ N	<i>tert</i> -butylamine (292–349)	29.6±0.1	(298)	C	[69/2]
		30.1	(307)	A, EB, IPM	[87/5][68/4]
C ₄ H ₁₁ N	diethylamine (302–328) (325–437) (431–496)	30.1	(307)	A, EB, IPM	[109-89-7]
		31.2	(315)	A	[87/5]
		30.4	(340)	A	[87/5]
		28.4	(446)	A	[87/5]
		31.3±0.1	(298)	C	[79/9]
		30.2±0.1	(313)	C	[79/9]
		29.1±0.1	(328)	C	[79/9]
		28.0±0.1	(343)	C	[79/9]
31.2±0.1	(298)	C	[69/2]		

TABLE 6. Enthalpies of vaporization of organic compounds, 1880–2002—Continued

Molecular formula	Compound (Temperature range/K)	$\Delta_{\text{vap}}H_m$ (kJ mol ⁻¹)	Mean temperature (T_m /K)	Method	CAS registry number Reference
C ₄ H ₁₁ N	(273–333)	32.7±0.2	(298)	I	[69/16]
	(292–313)	31.8	(307)		[65/24][84/9]
	(304–323)	31.5	(319)		[62/23][84/9]
C ₄ H ₁₁ N	N-methyl isopropyl amine				[4747-21-1]
		30.7±0.1	(298)	C	[79/8]
		29.5±0.1	(313)	C	[79/8]
		27.1±0.1	(343)	C	[79/8]
C ₄ H ₁₁ NO	(293–319)	30.9	(306)	EB	[79/8]
	2-(dimethylamino)ethanol				[108-01-0]
	(350–387)	43.2	(365)	A	[87/5]
C ₄ H ₁₁ NO	(323–408)	42.7	(338)	A	[87/5]
	3-methoxypropylamine				[5332-73-0]
C ₄ H ₁₁ NO ₂	(278–390)	44.5	(293)	A	[87/5]
	2,2'-iminodiethanol				[111-42-2]
C ₄ H ₁₁ NO ₂	(463–582)	69.0	(478)		[59/1]
	diethanolamine				[111-42-2]
	(423–542)	74.4	(438)	A	[87/5]
C ₄ H ₁₁ NO ₂ S	(376–454)	77.0	(391)		[69/20][84/9]
	(466–514)	70.6	(481)		[59/1][84/9]
	N,N-dimethylethanesulfonamide				[6338-68-7]
C ₄ H ₁₁ O ₃ P	(384–517)	54.3	(399)	A	[87/5]
	diethylphosphite				[762-04-9]
C ₄ H ₁₁ O ₃ P	(338–471)	38.1	(353)	A	[87/5]
	dimethyl ethylphosphonate				[87/5][55/5]
C ₄ H ₁₂ ClN	(333–410)	70.1	(348)		[84/9]
	butylammonium chloride				[3858-78-4]
C ₄ H ₁₂ ClN	(489–508)	62.1	(498)	A	[87/5]
	diethylamine hydrochloride				[660-68-4]
C ₄ H ₁₂ ClN ₂ P	(513–558)	177.6	(528)		[87/5]
	bis(dimethylamino)chlorophosphine				[95/2]
C ₄ H ₁₂ FN ₂ OP	45.9±1.2		(298)	STG	[115-26-4]
	bis(dimethylamido)fluorophosphate				[87/5]
C ₄ H ₁₂ NP	(312–350)	50.4	(327)	A	[683-84-1]
	dimethyl(dimethylamino)phosphine				[87/5]
C ₄ H ₁₂ N ₂	(264–372)	36.8	(279)	A	[4426-48-6]
	(<i>dl</i>) 1,2-butanediamine				[87/5][75/4]
	(251–293)	50.2	(278)		[75/4]
	(251–293)	46.9	(298)	IPM	[65/8][70/11]
C ₄ H ₁₂ N ₂	46.3±0.2		(298)	IPM	[811-93-8]
	2-methyl-1,2-propanediamine				[87/5][75/4]
	(256–293)	47.2	(278)	IPM	[75/4]
	(256–293)	43.5±0.2	(298)	IPM	[65/8][70/11]
C ₄ H ₁₂ N ₂	43.6±0.2		(298)	IPM	[6415-12-9]
	tetramethylhydrazine				[87/5][57/20]
C ₄ H ₁₂ N ₂ O	(290–346)	32.9	(305)	T	[111-41-1]
	N-(2-hydroxyethyl)ethylenediamine				[87/5]
C ₄ H ₁₂ N ₂ OS	(383–517)	62.8	(398)	A	[3768-60-3]
	tetramethyl sulfurous diamide				[87/5][99/16]
C ₄ H ₁₂ N ₂ OS	(320–351)	41.9	(335)	A	[3768-63-6]
	N,N,N',N'-tetramethylsulfamide				[87/5][99/16]
C ₄ H ₁₂ N ₂ S	(358–495)	53.2	(373)	A	[2129-20-6]
	tetramethylsulfoxylic diamide				[87/5]
C ₄ H ₁₃ N ₃	(301–326)	40.4	(313)	A	[111-40-0]
	2,2'-diaminodiethylamine				[99/7]
C ₄ H ₁₃ N ₃	(371–521)	63.4±0.7	(298)	EB	[111-40-0]
	dimethylene triamine				[87/5]
C ₅ BrF ₁₂ N	(371–441)	54.8	(386)	A	
	1,1,2,3,3,3-hexafluoro-2-bromo-N,N-bis(trifluoromethyl)-propylamine				[87/5]
C ₅ ClF ₅	(324–351)	30.2	(337)	A	[30221-57-9]
	1-chloro-2,3,4,5,5-pentafluoro-1,3-cyclopentadiene				[87/5]
C ₅ ClF ₅	(273–303)	31.0	(288)	A	[30221-56-8]
	5-chloro-1,2,3,4,5-pentafluoro-1,3-cyclopentadiene				[87/5]
C ₅ ClF ₅	(283–323)	28.7	(298)	A	

TABLE 6. Enthalpies of vaporization of organic compounds, 1880–2002—Continued

Molecular formula	Compound (Temperature range/K)	$\Delta_{\text{vap}}H_m$ (kJ mol ⁻¹)	Mean temperature (T_m /K)	Method	CAS registry number Reference
C ₅ ClF ₁₀ N	2,2,2-trifluoro-N-[1,2,2,2-tetrafluoro-1-(trifluoromethyl)ethylidene]ethanimidoyl chloride	28.6	(361)		[54120-14-8] [75/19]
C ₅ ClF ₁₂ N	N-chloro-1,1,2,3,3,3-heptafluoro-N-(pentafluoroethyl)-2-propanamine	28.6	(346)		[54566-78-8] [75/19]
C ₅ Cl ₂ F ₆	1,2-dichlorohexafluorocyclopentene	33.0			[706-79-6] [59/28]
C ₅ Cl ₂ F ₉ N	1,1-dichloro-2,2,2-trifluoro-N-[2,2,2-trifluoro-1-(trifluoromethyl)-ethylidene]ethanamine	36.5	(298)		[59/28]
C ₅ Cl ₅ F ₇ O	(1,1,2-trifluoro-2,2-dichloroethyl)(2,2,3,3-tetrafluoro-1,1,3-trichloropropyl) ether	31.2	(361)		[54566-77-7] [75/19]
C ₅ Cl ₅ F ₇ O	(362–449)	45.3	(377)	A	[61196-11-0] [87/5]
C ₅ Cl ₆	hexachlorocyclopentadiene	50.7±0.8	(298)	EB	[76/15]
C ₅ Cl ₆	(335–512)	53.7	(350)	A	[77-47-4] [87/5]
C ₅ Cl ₈	octachlorocyclopentene	67.4			[77/26]
C ₅ F ₅ N	perfluoropyridine	83.4			[706-78-5] [77/26]
C ₅ F ₅ N	(273–363)	36.3	(288)	A	[700-16-3] [87/5][61/9]
C ₅ F ₈	perfluoro-1,2-pentadiene				[72/20]
C ₅ F ₈	(262–276)	26.1	(269)	A	[21972-01-1] [87/5]
C ₅ F ₉ N	3,3,3-trifluoro-N,N-bis(trifluoromethyl)-1-propylamine	24.9	(285)	A	[19451-91-3] [87/5]
C ₅ F ₉ N	2,3,4,5-tetrahydro-2,2,2-trifluoro-1-(trifluoromethyl)ethylidene]acetamide	29.3	(264)	A	[714-37-4] [87/5]
C ₅ F ₉ NO	2,2,2-trifluoro-N-[2,2,2-trifluoro-1-(trifluoromethyl)ethylidene]acetamide	32.1	(319)		[52225-57-7] [74/24]
C ₅ F ₉ NO	3,3,4,5,6,6-hexafluoro-3,6-dihydro-2-trifluoromethyl-2H-1,2-oxazine	31.4	(278)	A	[4827-67-2] [87/5]
C ₅ F ₉ NO ₃ S	nonafluoro-1-butanefluoronyl isocyanate	48.2	(324)	A	[34805-64-6] [87/5]
C ₅ F ₁₀	perfluorocyclopentane				[376-77-2]
C ₅ F ₁₀	(285–297)	27.0	(291)	A	[87/5]
C ₅ F ₁₀	(290–330)	25.6	(298)		[84/9][91/2]
C ₅ F ₁₀	(290–329)	26.3	(298)		[56/10]
C ₅ F ₁₀ N ₂ O ₂	decafluoroglutaramide	35.6	(368)	HG	[32822-52-9] [71/18]
C ₅ F ₁₀ N ₂ O ₂	1-nitrodecafluoropiperadine	29.6	(298)	A	[1840-07-9] [87/5]
C ₅ F ₁₀ O ₂	carbonofluoric acid, 2,2,2-trifluoro-1,1-bis(trifluoromethyl)ethyl ester	32.2	(290)	A	[55064-79-4] [87/5][75/22]
C ₅ F ₁₀ O ₃ S	perfluorocyclopentyl fluorosulfate				[63/17]
C ₅ F ₁₀ O ₆ S ₂	octafluorocyclopentane-1,2-bis(fluorosulfate)	36.6	(307)		[741-20-8] [72/20][87/5]
C ₅ F ₁₀ O ₆ S ₂	(334–423)	49.5	(349)		[99/16]
C ₅ F ₁₁ N	perfluoropiperidine				[836-77-1]
C ₅ F ₁₁ N	(302–355)	30.0	(317)	A	[87/5][63/19] [72/20]
C ₅ F ₁₁ N	octafluoro-1-(trifluoromethyl)pyrrolidine	29.4	(264)	A	[2344-10-7] [87/5]
C ₅ F ₁₁ NO	N,2,2,2-tetrafluoro-N-[1,2,2,2-tetrafluoro-1-(trifluoromethyl)ethyl]-acetamide	32.6	(332)		[52225-65-7] [74/24]
C ₅ F ₁₂	perfluoro-2-methylbutane				[594-21-2]
C ₅ F ₁₂	(290–340)	26.3	(298)		[84/9][91/2]
C ₅ F ₁₂	(228–308)	31.0	(243)	A	[87/5][67/15]
C ₅ F ₁₂	(290–337)	27.4	(298)		[56/10]
C ₅ F ₁₂	perfluoropentane				[678-26-2]
C ₅ F ₁₂	(280–340)	26.6	(298)		[84/9][91/2]
C ₅ F ₁₂	(221–303)	31.1	(236)	A	[87/5][67/15]
C ₅ F ₁₂	(288–338)	27.5	(298)		[56/10]
C ₅ F ₁₂ N ₂	[2,2,2-trifluoro-1,1-bis(trifluoromethyl)ethyl](trifluoromethyl)diazene	23.7	(309)		[53684-06-3] [75/21]

TABLE 6. Enthalpies of vaporization of organic compounds, 1880–2002—Continued

Molecular formula	Compound (Temperature range/K)	$\Delta_{\text{vap}}H_m$ (kJ mol ⁻¹)	Mean temperature (T_m /K)	Method	CAS registry number Reference
C ₅ F ₁₂ O ₂	<i>bis</i> (pentafluoroethoxy)difluoromethane (246–299)	32.7	(261)	A	[20822-11-1] [87/5]
C ₅ F ₁₂ O ₂ S	trifluoromethanesulfinic acid, 2,2,2-trifluoro-1,1-bis(trifluoromethyl) ethyl ester	37.7	(355)	HG	[52225-54-4] [74/25]
C ₅ F ₁₂ O ₄ S	pentafluoro(2,2,3,3,4,4,5-heptafluoro-5-oxopentaneperoxoato) sulfur	39.2			[60672-63-1] [76/31]
C ₅ F ₁₃ N	N-(trifluoromethyl) <i>bis</i> (pentafluoroethyl)amine (298–319)	30.2 29.4±0.4	(308) (298)	A	[1481-55-6] [87/5] [77/13]
C ₅ F ₁₃ NS	N-[1,2,2,2-tetrafluoro-1-(trifluoromethyl)ethyl]-S,S- <i>bis</i> (trifluoro-methyl)sulfilimine (314–360)	31.3	(329)	A	[37826-44-1] [87/5][99/16]
C ₅ F ₁₄ N ₂ O	1-[difluoro(trifluoromethoxy)methyl]-1,2,2- <i>tris</i> (trifluoromethyl)-hydrazine (302–311)	34.7	(306)	A	[17636-89-4] [87/5]
C ₅ F ₁₄ N ₂ O	1,1-difluoro-N-(trifluoromethoxy)-N,N',N'- <i>tris</i> (trifluoromethyl)-methanediamine (282–323)	33.7	(297)	A	[17636-88-3] [87/5]
C ₅ F ₁₄ OS	pentafluoro[(nonafluorocyclopentyl)oxyl] sulfur (300–361)	36.1	(315)	A	[736-59-4] [87/5][99/16]
C ₅ F ₁₅ N	N-(trifluoromethyl) <i>bis</i> (pentafluoroethyl)amine (298–319)	29.4±0.4	(298)		[758-48-5] [77/20]
C ₅ F ₁₅ NS	difluoro[1,1,1,2,3,3,3-heptafluoro-2-propanaminoto(2-)- <i>bis</i> (trifluoromethyl) sulfur (319–435)]	32.2	(375)	I	[65844-10-2] [78/14]
C ₅ F ₁₅ P ₅	1,2,3,4,5- <i>pentakis</i> (trifluoromethyl)pentaphospholane (319–435)	51.8	(334)	A, SG	[745-23-3] [87/5][58/10]
C ₅ O ₂	pentacarbon dioxide (186–273)	4.6	(258)	A	[51799-36-1] [87/5][37/1]
C ₅ HClF ₈ O ₂	trifluoroacetic acid, 1-(chlorodifluoromethyl)-2,2,2-trifluoroethyl ester (282–323)	37.2	(338)	HG	[52225-55-5] [74/25]
C ₅ HF ₁₀ NO	2,2,2-trifluoro-N-[1,2,2,2-tetrafluoro-1-(trifluoromethyl)ethyl]-acetamide (282–323)	42.3	(367)		[74/24] [376-65-8]
C ₅ HF ₉	nonafluorocyclopentane (289–348)	29.6	(304)	A	[87/5][56/10] [56/10]
C ₅ HF ₉ IN	<i>cis</i> 3,3,3-trifluoro-1-iodo-N,N- <i>bis</i> (trifluoromethyl)propenylamine (343–366)	29.4 31.3	(298) (354)	A	[20257-34-5] [87/5]
C ₅ HF ₉ IN	<i>trans</i> 3,3,3-trifluoro-1-iodo-N,N- <i>bis</i> (trifluoromethyl)propenylamine (345–368)	35.0	(356)	A	[20257-35-6] [87/5]
C ₅ HF ₉ O ₂	trifluoroacetic acid, 2,2,2-1-(trifluoromethyl)ethyl ester (282–323)	28.5	(321)	HG	[42031-15-2] [73/20]
C ₅ HF ₁₀ N	2,2,3,3,4,4,5,5,6,6-decafluoropiperidine (273–313)	32.7	(288)	A	[559-31-9] [87/5]
C ₅ HF ₁₂ N	1,1,1,2,3,3,3-heptafluoro-N-(pentafluoroethyl)-2-propanamine (273–330)	29.8	(325)		[54566-80-2] [75/19]
C ₅ HN ₃	ethylenetricarbonitrile (313–343)	66.0	(328)	A, MG	[997-76-2] [87/5][63/1]
C ₅ H ₂ BrF ₈ N	2-bromo-3,3-difluoro-N,N- <i>bis</i> (trifluoromethyl)allylamine (336–367)	33.8	(351)	A	[19451-93-5] [87/5]
C ₅ H ₂ F ₆ O ₂	1,1,1,5,5,5-hexafluoropentan-2,4-dione (273–330)	33.1 30.6±0.1	(301) (298)	GS	[1522-22-1] [98/5] [97/2][75/2] [78/18]
C ₅ H ₂ F ₉ N	<i>trans</i> 3,3,3-trifluoro-N,N- <i>bis</i> (trifluoromethyl)propenylamine (287–319)	28.2	(302)	A	[25273-42-1] [87/5]
C ₅ H ₂ F ₉ NOS	2,2,2-trifluoro-N-[(trifluoromethyl)thio]ethanimidic acid, 2,2,2-trifluoroethyl ester (287–319)	35.8	(373)	I	[62067-07-6] [77/18]
C ₅ H ₂ F ₉ NS	2,2,2-trifluoro-N-[2,2,2-trifluoro-1-(trifluoromethyl)ethyl]ethane-thioamide (287–319)	36.9			[57682-29-8] [75/42]
C ₅ H ₂ F ₁₀ O	1,1,1,2,2,3,3-heptafluoro-3-(2,2,2-trifluoroethoxy)propane (288–325)	31.5	(303)	I	[142469-08-7] [02/19]
C ₅ H ₂ F ₁₀ O	1,1,1,2,4,4,4-heptafluoro-2-(trifluoromethoxy)butane (288–323)	31.8	(303)	I	[347148-74-7] [02/19]
C ₅ H ₂ F ₁₀ O	1,1,1,2,2-pentafluoro-3-(pentafluoroethoxy)propane (288–320)	31.2	(303)	I	[155653-44-4] [02/19]
C ₅ H ₃ BrF ₉ N	2-bromo-3,3,3-trifluoro-N,N- <i>bis</i> (trifluoromethyl)propylamine (288–320)				[19451-92-4]

TABLE 6. Enthalpies of vaporization of organic compounds, 1880–2002—Continued

Molecular formula	Compound (Temperature range/K)	$\Delta_{\text{vap}}H_m$ (kJ mol ⁻¹)	Mean temperature (T_m /K)	Method	CAS registry number Reference
C ₅ H ₃ F ₆ N	(342–365)	34.2	(353)	A	[87/5]
	N,N-bis(trifluoromethyl)-1-propynylamine (295–312)	31.1	(303)	A	[25237-11-0] [87/5]
C ₅ H ₃ F ₇ O ₂	methyl perfluorobutyrate	34.5			[77/28][78/19]
C ₅ H ₃ F ₈ NOS	2,2,3,3,4,4,5,5-octafluoro-1,1,2,3,4,5-hexahydro-1-(methylimino)-thiophene-1-oxide	33.9	(330)		[77589-48-1] [81/15]
C ₅ H ₃ F ₉ N ₂ OS	1,1,1-trifluoro-N'-methyl-N-[2,2,2-trifluoro-1-(trifluoromethyl)-ethylidene]methanesulfonimidamide	32.6	(417)	I	[62609-63-6] [77/19]
C ₅ H ₃ F ₉ O	1,1,2,2-tetrafluoro-3-(pentafluoroethoxy)propane (288–336)	34.0	(303)	I	[176310-27-3] [02/19]
C ₅ H ₃ F ₉ O	1-(2,2-difluoroethoxy)-1,1,2,2,3,3,3-heptafluoropropane (288–340)	34.8	(303)	I	[176310-28-4] [02/19]
C ₅ H ₃ F ₉ O	1,1,1,2,2-pentafluoro-3-(1,1,2,2-tetrafluoroethoxy)propane (293–343)	35.6	(308)	I	[50807-74-4] [02/19]
C ₅ H ₃ F ₉ O	1,1,1,2,4,4-hexafluoro-2-(trifluoromethoxy)butane (283–332)	33.8	(298)	I	[02/19]
C ₅ H ₃ F ₉ O	1,1,1,3,3,3-hexafluoro-2-methoxy-2-(trifluoromethyl)propane (288–326)	31.3	(303)	I	[66670-22-2] [02/19]
C ₅ H ₃ F ₉ O	1,1,1,2,3,3-hexafluoro-3-(2,2,2-trifluoroethoxy)propane (293–346)	36.1	(308)	I	[993-95-3] [02/19]
C ₅ H ₃ F ₉ O	1,1,1,2,3,3-hexafluoro-4-(trifluoromethoxy)butane (288–338)	34.0	(303)	I	[69948-43-2] [02/19]
C ₅ H ₃ F ₉ O ₂ S	trifluoromethanesulfinic acid, 2,2,2-trifluoro-1-methyl-1-(trifluoromethyl)ethyl ester	34.3	(385)	HG	[52225-51-1] [74/25]
C ₅ H ₃ N ₃	2,2-dicyanopropionitrile (293–333)	55.2		B	[10359-20-3] [94/5]
C ₅ H ₄ BrF ₆ N	<i>cis</i> 2-bromo-N,N-bis(trifluoromethyl)propenylamine (346–367)	35.3	(356)	A	[25273-47-6] [87/5]
C ₅ H ₄ BrF ₆ N	<i>trans</i> 2-bromo-N,N-bis(trifluoromethyl)propenylamine (336–360)	33.3	(348)	A	[25273-48-7] [87/5]
C ₅ H ₄ BrN	2-bromopyridine	54.4 ± 1.3	(298)	C	[109-04-6] [97/3]
C ₅ H ₄ BrN	3-bromopyridine	52.1 ± 1.3	(298)	C	[626-55-1] [97/3]
C ₅ H ₄ ClN	(289–447)	47.4	(304)	A	[87/5][47/5]
	2-chloropyridine	51.0 ± 1.2	(298)	C	[109-09-1] [97/4]
C ₅ H ₄ ClN	(286–444)	53.0	(301)	A	[87/5][47/5]
	3-chloropyridine	47.9 ± 1.1	(298)	C	[626-60-8] [97/4]
C ₅ H ₄ F ₄ N ₄ O ₁₀	bis(2-fluoro-2,2-dinitroethyl)difluoroformal (323–357)	72.7	(340)		[97/12]
C ₅ H ₄ F ₇ I	1,1,1,2,2,3,3-heptafluoro-5-iodopentane (317–386)	38.7	(332)	A	[1513-88-8] [87/5]
C ₅ H ₄ F ₈ O	1,1,2,2-tetrafluoro-3-(1,1,2,2-tetrafluoroethoxy)propane (293–366)	40.2	(308)	I	[16627-68-2] [02/19]
C ₅ H ₄ F ₈ O	1,1,1,3,3-pentafluoro-3-methoxy-2-trifluoromethylpropane (288–343)	34.5	(303)	I	[382-26-3] [02/19]
C ₅ H ₄ F ₉ N	3,3,3-trifluoro-N,N-bis(trifluoromethyl)propylamine (290–333)	31.0	(305)	A	[19451-89-9] [87/5]
C ₅ H ₄ N ₂	<i>cis</i> 2-methyl-2-butenedinitrile (395–467)	58.5	(410)	A	[37580-43-1] [87/5][72/20]
C ₅ H ₄ N ₂	<i>trans</i> 2-methyl-2-butenedinitrile (339–411)	47.9	(354)	A	[37580-44-2] [87/5][72/20]
C ₅ H ₄ N ₄	1,2,4-triazolo[1,5-a]pyrimidine (370–523)	82.5 ± 13.1	(298)	EB	[275-02-5] [97/7]
C ₅ H ₄ O ₂	2-furfuraldehyde (357–435)	44.7	(372)	A	[98-01-1] [87/5]
	(329–433)	48.2	(344)		[50/1][84/9]
	(365–443)	47.6	(380)		[26/4][84/9]
C ₅ H ₄ O ₂ S	2-thiophene carboxylic acid (314–323)	96.9 (sub)	(319)		[527-72-0] [99/16]
C ₅ H ₄ O ₃	citraconic anhydride				[616-02-4]

TABLE 6. Enthalpies of vaporization of organic compounds, 1880–2002—Continued

Molecular formula	Compound (Temperature range/K)	$\Delta_{\text{vap}}H_m$ (kJ mol ⁻¹)	Mean temperature (T_m /K)	Method	CAS registry number Reference	
C ₅ H ₅ Cl ₃ OS	(320–487)	53.3	(335)	A	[87/5][47/5]	
	2,3,3-trichloro-2-propenethioic acid, O-ethyl ester (383–423)	66.9		GC	[76619-92-6] [80/24]	
C ₅ H ₅ F ₃ O ₂	1,1,1-trifluoropentane-2,4-dione	37.2 ± 0.2	(298)		[367-57-7] [97/2][75/2] [78/18]	
C ₅ H ₅ F ₆ NO	N,N-bis(trifluoromethyl)allylamine-N-oxide (254–328)	33.1	(269)	A	[22743-77-7] [87/5]	
C ₅ H ₅ F ₆ NO	1-methoxy-N,N-bis(trifluoromethyl)vinylamine (321–343)	32.4	(332)	A	[22130-39-8] [87/5]	
C ₅ H ₅ F ₆ NO	cis 2-methoxy-N,N-bis(trifluoromethyl)vinylamine (341–362)	32.5	(351)	A	[22298-35-7] [87/5]	
C ₅ H ₅ F ₆ NO ₂	N,N-bis(trifluoromethyl)propionamide-N-oxide (278–361)	42.1	(293)	A	[22743-66-4] [87/5]	
C ₅ H ₅ F ₇ O	1,1,1,2-tetrafluoro-2-(trifluoromethoxy)butane (283–319)	30.3	(298)	I	[200501-98-0] [02/19]	
C ₅ H ₅ F ₇ O	1-ethoxy-1,1,2,2,3,3,3-heptafluoropropane (288–323)	31.0	(303)	I	[22052-86-4] [02/19]	
C ₅ H ₅ F ₇ O	1,1,1,2,2,3,3-heptafluoro-4-methoxybutane (293–344)	34.6	(308)	I	[376-98-7] [02/19]	
C ₅ H ₅ N	cis 1-cyano-1,3-butadiene	40.7	(348)		[54/17]	
		38.3	(408)		[54/17]	
C ₅ H ₅ N	cis 2,4-pentadienenitrile (318–383)	41.4	(333)	A	[2180-69-0] [87/5][72/20]	
C ₅ H ₅ N	bicyclo[1.1.0]butane-1-carbonitrile (307–349)	48.0	(319)	BG	[16955-35-4] [71/2]	
C ₅ H ₅ N	pyridine	40.16 ± 0.06	(298)		[110-86-1] [96/25]	
		(323–373)	40.4	(298)	CGC	[95/21]
		(295–388)	39.9	(310)	EB	[90/6]
		(296–353)	39.7	(311)	A	[87/5]
		(348–434)	37.3	(363)	A	[87/5]
		(431–558)	35.0	(446)	A	[87/5]
		(552–620)	34.0	(567)	A	[87/5]
		(298–333)	39.6	(313)		[86/9]
			40.2	(298)	C	[84/4]
			39.4	(313)	C	[84/4]
			38.5	(328)	C	[84/4]
			37.7	(343)	C	[84/4]
			36.3	(368)	C	[84/4]
		(340–426)	37.6	(355)	EB	[87/5][57/11]
			37.5 ± 0.1	(346)	C	[57/11]
	36.4 ± 0.1	(366)	C	[57/11]		
	35.1 ± 0.1	(388)	C	[57/11]		
	(320–388)	38.4	(335)	MG	[53/4]	
C ₅ H ₅ NO ₂	2-cyanoacrylic acid, methyl ester (258–283)	57.8	(270)	A	[137-05-3] [87/5][69/11] [72/20]	
C ₅ H ₆	1,3-cyclopentadiene (271–314)	28.2	(286)		[542-92-7] [67/27][84/9]	
		(291–314)	28.1	(302)	A, MM	[87/5][65/28]
		(291–314)	28.4 ± 0.3	(298)	MM	[65/28]
		(273–287)	29.7	(298)		[65/28][33/12]
C ₅ H ₆	ethynylcyclopropane (290–320)	31.1	(305)	A	[6746-94-7] [87/5]	
C ₅ H ₆	isopropenylacetylene	27.2			[78-80-8] [77/25]	
C ₅ H ₆ ClN	4-chloro-3-pentenenitrile (349–433)	63.9	(364)	A	[32366-08-8] [87/5]	
C ₅ H ₆ Cl ₂ O ₂	glutaryl chloride (329–490)	55.9	(344)	A	[2873-74-7] [87/5][47/5]	
C ₅ H ₆ F ₂ N ₄ O ₁₀	bis(2-fluoro-2,2-dinitroethyl)formal (323–365)	85.1	(344)		[97/12]	

TABLE 6. Enthalpies of vaporization of organic compounds, 1880–2002—Continued

Molecular formula	Compound (Temperature range/K)	$\Delta_{\text{vap}}H_m$ (kJ mol ⁻¹)	Mean temperature (T_m /K)	Method	CAS registry number Reference
C ₅ H ₆ F ₆ N ₂ S	2,2,2-trifluoro-N,N-dimethyl-N'-[(trifluoromethyl)thio]-ethanimidamide	40.4	(400)	I	[62067-11-2] [77/18]
C ₅ H ₆ F ₆ O	1,1,1,2,3,3-hexafluoro-4-methoxybutane (293–360)	37.0	(308)	I	[58705-93-4] [02/19]
C ₅ H ₆ F ₆ N ₂ S	dimethylamino(hexafluoroisopropylideneimino) sulfur	39.7	(383)	I	[72/22]
C ₅ H ₆ F ₆ O ₂ S	trifluoromethanesulfinic acid, 2,2,2-trifluoro-1,1-dimethylethyl ester	35.6	(388)	HG	[52225-49-7] [74/25]
C ₅ H ₆ F ₆ O ₃ S ₂	3,3-bis[(trifluoromethyl)sulfonyl]-1-propanol (333–418)	32.8	(348)	A, I	[61915-97-7] [87/5][77/17] [99/16]
C ₅ H ₆ N ₂	dimethylmalononitrile (322–413)	47.5	(337)	A	[7321-55-3] [87/5][67/20]
C ₅ H ₆ N ₂	2-methylpyrazine (288–392)	42.4	(340)		[109-08-0] [95/4]
C ₅ H ₆ N ₂	glutaronitrile (364–560)	60.1	(379)	A	[544-13-8] [87/5]
C ₅ H ₆ O	2-methylfuran (277–303)	66.8	(290)	A	[87/5][72/20]
C ₅ H ₆ O	2-methylfuran (289–337)	32.4	(304)		[534-22-5] [02/30]
C ₅ H ₆ O	2-methylfuran (251–338)	34.4	(266)	A	[87/5]
C ₅ H ₆ O	2-methylfuran (288–303)	32.5	(295)		[72/20]
C ₅ H ₆ O	2-methylfuran (333–373)	30.9	(348)		[71/3][84/9]
C ₅ H ₆ O	2-methylfuran (215–360)	32.2	(298)		[70/36]
C ₅ H ₆ O ₂	5-methyl-2(3H)-furanone (324–442)	40.3	(339)	A	[591-12-8] [87/5]
C ₅ H ₆ O ₂	(dl) 5-methyl-2(5H)-furanone (356–481)	48.2	(371)	A	[591-11-7] [87/5]
C ₅ H ₆ O ₂	furfuryl alcohol (304–443)	53.6	(319)	A	[98-00-0] [87/5][47/4]
C ₅ H ₆ O ₂	5-hydroxy-3-pentyn-2-one (273–333)	64.4	(288)	A	[15441-65-3] [87/5][72/20]
C ₅ H ₆ O ₃	glutaric anhydride (373–560)	60.9	(388)	A	[108-55-4] [87/5][47/5]
C ₅ H ₆ O ₃	(dl) monomethylsuccinic anhydride (342–521)	59.3	(357)	A	[4100-80-5] [87/5][47/5]
C ₅ H ₆ S	2-methylthiophene (333–373)	36.8	(348)	I	[554-14-3] [71/3][84/9]
C ₅ H ₆ S	2-methylthiophene (324–391)	38.7	(298)		[71/28]
C ₅ H ₆ S	2-methylthiophene (324–391)	37.2	(339)	A, EB	[87/5][52/9] [99/16]
C ₅ H ₆ S	3-methylthiophene (326–398)	36.8	(357)		[616-44-4] [99/16]
C ₅ H ₆ S	3-methylthiophene (333–373)	37.4	(348)	I	[71/3][84/9]
C ₅ H ₆ S	3-methylthiophene (327–399)	39.5	(298)		[71/28]
C ₅ H ₆ S	3-methylthiophene (327–399)	37.5	(342)	A, EB	[87/5][52/9]
C ₅ H ₇ ClO ₃	acetic acid, chlorooxo, propyl ester (282–396)	52.7	(297)	A	[54166-91-5] [87/5][47/5]
C ₅ H ₇ FO ₂	allyl fluoroacetate (273–333)	48.9	(288)	A, GS	[87/5][48/14] [72/20]
C ₅ H ₇ N	cyclobutanecarbonitrile (328–402)	44.3	(298)	C	[4426-11-3] [83/6]
C ₅ H ₇ N	cyclobutanecarbonitrile (328–402)	39.6	(347)	BG	[71/2]
C ₅ H ₇ N	cyclobutanecarbonitrile (328–402)	40.0±0.4	(298)	BG	[71/2]
C ₅ H ₇ N	2-ethylacrylonitrile (244–387)	37.1	(259)		[87/5][47/5]
C ₅ H ₇ N	angelic acid, nitrile (265–413)	42.8	(280)	A	[20068-02-4] [87/5][47/5]
C ₅ H ₇ N	1-methylpyrrole (333–373)	38.0	(343)	I	[96-54-8] [71/3]
C ₅ H ₇ N	1-methylpyrrole (321–423)	39.0	(336)	A, EB, IPM	[87/5][68/4] [72/20]
C ₅ H ₇ N	(Z) 2-pentenitrile				[25899-50-7]

TABLE 6. Enthalpies of vaporization of organic compounds, 1880–2002—Continued

Molecular formula	Compound (Temperature range/K)	$\Delta_{\text{vap}}H_m$ (kJ mol ⁻¹)	Mean temperature (T_m /K)	Method	CAS registry number Reference
C ₅ H ₇ N	(E) 3-pentenitrile	43.2	(298)		[69/14] [16529-66-1]
C ₅ H ₇ N	(E) 2-pentenitrile	44.8	(298)		[69/14] [26294-98-4]
C ₅ H ₇ N	tiglic acid, nitrile (247–395)	44.9	(298)		[69/14] [30574-97-1]
C ₅ H ₇ NO	4-oxo-pentanitrile (293–473)	37.4	(262)	A	[87/5][47/5]
C ₅ H ₇ NO ₂	ethyl cyanoacetate (340–479)	52.3	(308)	A	[927-56-0] [87/5]
C ₅ H ₇ NS	isothiocyanic acid, 3-butenyl ester (342–443)	66.9	(355)	A	[105-56-6] [87/5][47/5]
C ₅ H ₇ NS	2,4-dimethylthiazole (357–421)	45.2	(357)	A	[3386-97-8] [87/5][99/16]
C ₅ H ₈	bicyclo[2.1.0]pentane (296–315)	28.0±0.5 28.6	(298) (305)	EB A	[185-94-4] [98/17][96/18] [87/5]
C ₅ H ₈	spiropentane (276–344)	28.6 28.3±0.1 27.5±0.1 26.7±0.1	(291) (283) (298) (312)	A C C C	[157-40-4] [87/5][50/7] [50/7] [50/7]
C ₅ H ₈	vinylcyclopropane (289–310)	28.9	(299)	A	[693-86-7] [87/5]
C ₅ H ₈	cyclopentene (249–318) (289–318) (230–293)	29.9 24.8 28.4	(264) (299) (300)	A MM	[142-29-0] [87/5] [50/6] [41/6]
C ₅ H ₈	methylenecyclobutane (290–316) (292–306)	26.1 29.1	(303) (299)	A A	[1120-56-5] [87/5] [87/5][78/5] [78/17]
C ₅ H ₈	3-methyl-1,2-butadiene (227–253) (252–323)	27.7±0.4 31.0 29.9	(298) (240) (267)	EB A A	[74/3] [598-25-4] [87/5] [87/5]
C ₅ H ₈	2-methyl-1,3-butadiene (221–254) (254–316)	28.0 31.6 29.0	(298) (230) (291)	IPM EB	[71/28] [69/12] [69/12]
C ₅ H ₈	3-methyl-1-butene (218–320)	29.4 28.3 26.4 31.5 27.3 27.4	(239) (269) (298) (225) (299) (288)	A A IPM MM	[78-79-5] [87/5] [87/5] [71/28] [69/12] [50/6] [38/7]
C ₅ H ₈	1,2-pentadiene (231–249) (249–331)	30.2 25.8	(233) (298)	A	[598-23-2] [87/5] [71/28]
C ₅ H ₈	<i>cis</i> 1,3-pentadiene (213–245) (285–319)	31.6 30.6 28.7 32.2 29.1	(240) (264) (298) (231) (300)	A A IPM MM	[591-95-7] [87/5] [87/5] [71/28] [69/12] [50/6]
C ₅ H ₈	<i>trans</i> 1,3-pentadiene (255–326) (230–255)	30.1 31.2 28.3	(270) (242) (298)	A A	[1574-41-0] [87/5] [87/5]
C ₅ H ₈	<i>trans</i> 1,3-pentadiene (213–242) (289–318) (228–256)	31.9 28.8 30.7	(230) (304) (242)	IPM MM A	[71/28] [69/12] [50/6] [2004-41-0] [87/5]

TABLE 6. Enthalpies of vaporization of organic compounds, 1880–2002—Continued

Molecular formula	Compound (Temperature range/K)	$\Delta_{\text{vap}}H_m$ (kJ mol ⁻¹)	Mean temperature (T_m /K)	Method	CAS registry number Reference
C ₅ H ₈	(256–324)	29.5	(271)	A	[87/5]
		27.8	(298)		[71/28]
	(213–242)	31.3	(230)	IPM	[69/12]
	(292–316)	28.3	(304)	MM	[50/6]
	1,4-pentadiene				[591-93-5]
	(216–236)	29.1	(226)	A	[87/5]
	(236–307)	28.1	(251)	A	[87/5]
		25.2	(298)		[71/28]
C ₅ H ₈	(213–230)	29.3	(221)	IPM	[69/12]
	(288–300)	26.5	(293)	MM	[50/6]
	(194–255)	28.4	(240)		[40/3]
	2,3-pentadiene				[591-96-8]
	(234–258)	32.3	(246)	A	[87/5]
C ₅ H ₈	(258–330)	31.1	(273)	A	[87/5]
		29.5	(298)		[71/28]
	(213–247)	33.2	(232)	IPM	[69/12]
	(298–322)	29.6	(310)	MM	[50/6]
C ₅ H ₈	1-pentyne				[627-19-0]
	(229–315)	31.8	(244)	A	[87/5]
C ₅ H ₈		28.4	(298)		[71/28]
	2-pentyne				[627-21-4]
	(240–329)	33.1	(255)	A	[87/5]
C ₅ H ₈ Br ₂		30.8	(298)		[71/28]
	<i>trans</i> 1,2-dibromocyclopentane				[10230-26-9]
C ₅ H ₈ Br ₄		47.9	(288)	A	[87/5][41/6]
	pentarythritol tetrabromide				[3229-00-3]
C ₅ H ₈ ClFO ₂		61.0	(452)	A	[87/5]
	3-chloro-4-fluorobutyric acid, methyl ester				[273-333]
C ₅ H ₈ ClF ₃ O		54.5	(288)	GS	[87/5][48/14]
					[72/20]
	2-chloro-1,1,2-trifluoroethyl isopropyl ether				
C ₅ H ₈ ClF ₃ O		39.2	(298)	C	[84/2]
		38.1	(313)	C	[84/2]
		37.0	(324)	C	[84/2]
	2-chloro-1,1,1-trifluoroethyl propyl ether				
C ₅ H ₈ Cl ₂ O		41.0	(298)	C	[84/7]
		39.9	(313)	C	[84/7]
		38.7	(328)	C	[84/7]
		37.5	(343)	C	[84/7]
		36.2	(358)	C	[84/7]
C ₅ H ₈ Cl ₂ O	3,3- <i>bis</i> (chloromethyl)oxetane				[78-71-7]
		56.0±0.4	(298)	C	[71/25]
C ₅ H ₈ Cl ₄	1,1,1,5-tetrachloropentane				[2467-10-9]
	(340–432)	61.7	(355)	A	[87/5]
C ₅ H ₈ F ₂ O ₃	<i>bis</i> (2-fluoroethyl)carbonate				
	(273–333)	61.5	(288)	GS	[87/5][48/14]
C ₅ H ₈ N ₂					[72/20]
	1,3-dimethyl-2-imidazolidinone				[80-73-9]
	(355–498)	54.3	(375)	EB	[87/2]
C ₅ H ₈ N ₂		48.5	(450)	EB	[87/2]
	1-ethylimidazole				[7098-07-9]
C ₅ H ₈ N ₂		66.0±3.9	(298)	C	[99/1]
	1-ethylpyrazole				[2817-71-2]
C ₅ H ₈ O		53.3±2.4	(298)	C	[99/1]
	cyclopentanone				[120-93-2]
		42.1±0.2	(298)		[91/17]
		43.2±0.3		GC	[89/16]
	(317–427)	40.6	(332)		[87/7]
C ₅ H ₈ O	(293–404)	42.6	(308)	A	[87/5]
	(338–416)	39.6	(353)	A, EB	[87/5][76/10]
		42.7±0.1	(298)	C	[68/17]
	(273–299)	43.6	(286)		[42/7]
	2-ethylacrolein				[922-63-4]
		36.8±0.4	(298)	C	[96/8]

TABLE 6. Enthalpies of vaporization of organic compounds, 1880–2002—Continued

Molecular formula	Compound (Temperature range/K)	$\Delta_{\text{vap}}H_m$ (kJ mol ⁻¹)	Mean temperature (T_m /K)	Method	CAS registry number Reference
C ₅ H ₈ O	cyclopropyl methyl ketone (361–387)	37.6	(374)	A	[765-43-5] [87/5]
		39.4			[84/17]
		39.4±0.1	(298)	C	[83/6]
C ₅ H ₈ O	dihydro-2 <i>H</i> -pyran (273–288)	32.2	(280)	A	[25512-65-6] [87/5][72/20] [58/23]
C ₅ H ₈ O	<i>trans</i> 2-methyl-2-butenal (248–390)	39.2	(263)	A	[497-03-0] [87/5][47/5]
C ₅ H ₈ O	3-methyl-3-buten-2-one (313–371)	26.2	(328)	A	[814-78-8] [87/5][72/20]
C ₅ H ₈ O	2-methyl-3-buten-2-ol (333–377)	41.0	(353)	A	[115-19-5] [99/33]
		43.9	(337)	A	[87/5][72/20]
		49.5	(309)		[84/9][50/11]
C ₅ H ₈ O	1-penten-3-one (303–376)	36.7	(318)	A	[1629-58-9] [87/5]
C ₅ H ₈ O ₂	glutaraldehyde (347–382)	51.4	(362)		[111-30-8] [98/15]
		56.2	(342)		[98/15]
C ₅ H ₈ O ₂	methyl cyclopropanecarboxylate (273–313)	42.6±0.4		GS	[2868-37-3] [98/22]
		41.3±0.1	(298)	C	[83/6]
C ₅ H ₈ O ₂	acetylacetone (307–414)	39.2	(322)	EB	[123-54-6] [85/4]
		35.2	(393)	A, I, EB	[87/5][72/38]
		42.7	(303)	A, EB	[87/5]
		41.8±0.2	(298)	C	[70/9]
		43.2	(298)	C	[70/9]
	100% enol (297–398)	39.4	(347)		[69/31]
C ₅ H ₈ O ₂	<i>cis</i> 2-methyl-2-butenic acid (361–458)	61.8	(376)	A	[565-63-9] [87/5]
C ₅ H ₈ O ₂	2-ethylpropenoic acid	52.1±0.4	(298)	C	[3586-58-1] [96/8]
					[3586-58-1]
C ₅ H ₈ O ₂	2-ethylacrylic acid (320–453)	62.2	(335)	A	[87/5][47/5]
C ₅ H ₈ O ₂	4-oxovaleraldehyde (levulinaldehyde) (301–460)	48.8	(316)	A	[626-96-0] [87/5][47/5]
C ₅ H ₈ O ₂	3-methylcrotonic acid (363–473)	57.7	(378)	A	[541-47-9] [87/5]
C ₅ H ₈ O ₂	2-ethyl acrylate (243–372)	41.4	(258)		[140-88-5] [47/5]
C ₅ H ₈ O ₂	2-propenoic acid, ethyl ester	39.2			[140-88-5] [75/39]
					[80-62-6]
C ₅ H ₈ O ₂	methyl methacrylate (295–386)	38.8±0.1	(300)	EB	[02/16]
		36.3±0.2	(340)	EB	[02/16]
		33.3±0.4	(380)	EB	[02/16]
		37.9	(308)	A	[87/5]
		37.7	(333)		[84/31]
		38.0	(320)		[84/9]
		40.1			[75/39]
39.0	(327)		[56/8]		
C ₅ H ₈ O ₂	<i>trans</i> 2-methyl-2-butenic acid (350–453)	61.2	(365)	A	[80-59-1] [87/5]
C ₅ H ₈ O ₂	tetrahydro-2 <i>H</i> -pyran-2-one (δ -valerolactone) (393–428)	52.4±0.2	(410)	EB	[542-28-9] [91/7]
		60.2±1.3	(298)	EB	[91/7]
		58.0±0.4	(298)	C	[90/1]
		48.6	(387)		[30/6]
C ₅ H ₈ O ₂	<i>(dl)</i> γ -valerolactone (310–480)	54.8±0.4	(298)	C	[108-29-2] [90/1]
		53.5	(325)	A	[87/5][47/5]
C ₅ H ₈ O ₃	4-oxopentanoic acid				[123-76-2]

TABLE 6. Enthalpies of vaporization of organic compounds, 1880–2002—Continued

Molecular formula	Compound (Temperature range/K)	$\Delta_{\text{vap}}H_m$ (kJ mol ⁻¹)	Mean temperature (T_m /K)	Method	CAS registry number Reference
C ₅ H ₈ O ₃	(375–519) methyl acetoacetate	74.4	(390)	A	[87/5][47/5] [105-45-3]
	(289–446)	45.4	(304)	A	[87/5]
C ₅ H ₈ O ₄	dimethyl malonate				[108-59-8]
	(351–460)	52.9±0.2	(360)	EB	[02/20]
	(351–460)	49.5±0.2	(400)	EB	[02/20]
	(351–460)	46.1±0.3	(440)	EB	[02/20]
	(278–308)	61.8±0.8	(293)	GS	[92/13]
	(374–620)	50.0	(497)	EB, HG	[88/3]
C ₅ H ₈ O ₄	(308–454)	53.7	(323)	A	[87/5]
	glutaric acid				[110-94-1]
C ₅ H ₈ O ₄	(428–576) diacetoxymethane	98.1	(443)	A	[87/5][47/5]
	(334–443)	50.6	(349)	A	[628-51-3] [87/5]
C ₅ H ₉ BrO	3-bromo-2-pentanone				[815-48-5]
C ₅ H ₉ Cl	(273–333) cyclopentyl chloride	45.2	(288)	A	[87/5][72/20] [930-28-9]
		38.8±0.4	(298)	C	[93/17]
C ₅ H ₉ ClO ₂	(322–387) isopropyl chloroacetate	37.4	(337)	A, EB	[87/5][70/7] [105-48-6]
	(308–425)	44.3	(323)		[28/2][84/9]
C ₅ H ₉ ClO ₂	2-chloropropionic acid, ethyl ester				[535-13-7]
C ₅ H ₉ ClO ₂	(279–420)	46.5	(294)	A	[87/5][47/5]
	3-chloropropionic acid, ethyl ester				[623-71-2]
C ₅ H ₉ ClS	(316–358)	56.0	(331)	A	[87/5]
	(2-chloroethyl) allyl sulfide				[19155-35-2]
C ₅ H ₉ Cl ₃ O	(293–333)	50.2	(308)	A, GS	[87/5][49/8] [72/20][99/16]
	3-chloro-2,2-bis(chloromethyl)-1-propanol				[813-99-0]
C ₅ H ₉ FOS	(404–450) 4-fluorothiobutyric acid, methyl ester	79.6	(419)	A	[87/5]
	(273–333)	52.4	(288)	A, GS	[63732-24-1] [87/5][48/14] [72/20][99/16]
C ₅ H ₉ FO ₂	4-fluorobutyric acid, methyl ester				[87/5][48/14]
C ₅ H ₉ FO ₂	(273–333)	47.3	(288)	A, GS	[72/20]
	isopropyl fluoroacetate				[406-06-4]
C ₅ H ₉ FO ₃	3-fluoro-2-hydroxybutyric acid, methyl ester				[87/5][48/14]
C ₅ H ₉ N	(273–333)	44.3	(288)	A, GS	[87/5][48/14]
	62.3	(288)	GS	[87/5][48/14] [72/20]	
C ₅ H ₉ N	pivalonitrile				[630-18-2]
	(299–365)	37.0	(318)	BG	[71/2]
	(313–371)	36.5	(328)	A, I	[87/5][67/16]
C ₅ H ₉ N	(313–371)	37.8	(298)	I	[67/16]
	2-methylbutyronitrile				[18936-17-9]
C ₅ H ₉ N	(274–313)	42.5±0.3		GS	[94/5]
	valeronitrile				[110-59-8]
C ₅ H ₉ NO	(313–418)	42.3	(328)	A	[87/5]
		44.3	(298)		[69/14]
C ₅ H ₉ NO	N-methyl-2-pyrrolidone				[872-50-4]
	(330–373)	53.1	(345)	GS	[96/12]
	(340–476)	53.4	(350)	EB	[87/2]
	(340–476)	47.7	(425)	EB	[87/2]
C ₅ H ₉ NO	(333–473)	49.3	(403)		[79/21]
	butyl isocyanate				[111-36-4]
C ₅ H ₉ NO	(273–389)	46.8	(288)	A	[87/5]
	isobutyl isocyanate				[1873-29-6]
C ₅ H ₉ NO	(273–376)	44.2	(288)	A	[87/5]
	N-methyl methacrylamide				[3887-02-3]
C ₅ H ₉ NO	(355–489)	60.9	(370)	A	[87/5]
	1-methyl-2-pyrrolidinone				[872-50-4]
C ₅ H ₉ NO	(361–477)	49.2	(376)	A	[87/5][72/20]
	(291–299)	55.3	(295)	A	[87/5]

TABLE 6. Enthalpies of vaporization of organic compounds, 1880–2002—Continued

Molecular formula	Compound (Temperature range/K)	$\Delta_{\text{vap}}H_m$ (kJ mol ⁻¹)	Mean temperature (T_m /K)	Method	CAS registry number Reference
C ₅ H ₉ NO	<i>cis</i> 2-pentenoic acid amide (343–384)	74.8	(358)	A	[15856-96-9] [87/5]
C ₅ H ₉ NO	α -methoxyisobutyronitrile (261–285)	37.4±0.8	(298)	GS	[76474-09-4] [95/11]
C ₅ H ₉ NO	2-ethoxypropanenitrile (348–445)	46.7	(363)	A, EB	[14631-45-9] [87/5][76/12]
C ₅ H ₉ NO	2-piperidone (293–312)	74.5	(302)	A	[675-20-7] [87/5]
C ₅ H ₉ NO	2-ethyl-2-oxazoline	44.2±0.4	(298)	C	[10431-98-8] [76/27]
C ₅ H ₉ NO ₂	N-formylmorpholine (375–423)	56.9 52.7	(416) (399)	TGA	[4394-85-8] [89/7] [87/18]
C ₅ H ₉ N ₃ O ₇	2-ethoxy-1,1,1-trinitropropane (293–310)	57.7	(301)	A	[26459-85-8] [87/5]
C ₅ H ₉ N ₃ O ₉	2-hydroxymethyl-2-methyl-1,3-propanediol trinitrate (299–345)	88.1	(314)	A	[3032-55-1] [87/5]
C ₅ H ₉ N ₃ O ₉	1,2,5-pentanetriol trinitrate (293–313)	41.7±2.1	(303)	A, GS	[98071-55-7] [87/5][57/5]
C ₅ H ₁₀	1,1-dimethylcyclopropane	25.1±0.8	(298)	EB	[1630-94-0] [74/3]
C ₅ H ₁₀	cyclopentane (280–331)	29.2	(295)	A	[87/5]
	(322–384)	28.0	(337)	A	[87/5]
	(381–455)	27.2	(396)	A	[87/5]
	(452–511)	27.5	(467)	A	[87/5]
		28.5	(298)		[71/28]
		28.5±0.1	(298)	C	[59/8]
		27.9±0.1	(310)	C	[59/8]
		27.3±0.1	(322)	C	[59/8]
		27.4	(323)		[46/11]
	(289–323)	29.0	(304)	MM	[45/2]
		29.2	(298)	C	[43/4]
C ₅ H ₁₀	1-pentene (218–311)	29.1	(233)	A	[109-67-1] [87/5]
	(286–304)	26.7	(295)	MM	[50/6]
		25.5	(298)		[71/28]
	(273–334)	26.9	(288)		[49/12]
		26.2±0.1	(284)	C	[49/12]
		25.5±0.1	(298)	C	[49/12]
		25.2±0.1	(303)	C	[49/12]
C ₅ H ₁₀	<i>cis</i> 2-pentene (234–318)	29.8	(249)	A	[627-20-3] [87/5]
		26.8	(298)		[71/28]
	(274–341)	28.1	(289)	EB	[50/8]
C ₅ H ₁₀	<i>trans</i> 2-pentene (251–341)	28.8	(266)	A	[646-04-8] [87/5]
		26.7	(298)		[71/28]
	(274–341)	28.0	(289)	EB	[50/8]
C ₅ H ₁₀	2-methyl-1-butene (240–336)	28.5	(255)	A	[563-46-2] [87/5]
		25.9	(298)		[71/28]
	(274–336)	27.3	(289)		[49/12]
		25.9±0.1	(298)	C	[49/12]
		25.5±0.1	(304)	C	[49/12]
C ₅ H ₁₀	3-methyl-1-butene (237–324)	26.3	(252)	A	[563-45-1] [87/5]
		23.9	(298)		[71/28]
	(273–324)	25.4	(288)	EB	[50/8]
C ₅ H ₁₀	2-methyl-2-butene (271–343)	28.4	(286)	A	[515-35-9] [87/5]
		27.1	(298)		[71/28]
	(276–344)	28.3	(291)		[49/12]
		27.5±0.1	(290)	C	[49/12]

TABLE 6. Enthalpies of vaporization of organic compounds, 1880–2002—Continued

Molecular formula	Compound (Temperature range/K)	$\Delta_{\text{vap}}H_m$ (kJ mol ⁻¹)	Mean temperature (T_m /K)	Method	CAS registry number Reference
C ₅ H ₁₀ Br ₂	1,1-dibromopentane (360–501)	27.1±0.1	(298)	C	[49/12]
		26.3±0.1	(312)	C	[49/12]
C ₅ H ₁₀ Br ₂	1,2-dibromopentane (348–465) (350–450)	48.8	(375)	A, EST	[13320-56-4] [87/5][56/16] [72/20]
		46.5	(363)	A	[3234-49-9] [87/5]
		49.0	(298)	EB	[75/15][91/2]
C ₅ H ₁₀ Br ₂	1,4-dibromopentane (377–524)	49.2±0.8	(298)	EB	[75/15]
		48.8	(307)	A	[87/5][47/5] [626-87-9]
C ₅ H ₁₀ Br ₂	1,5-dibromopentane (396–549)	51.8	(392)	A	[87/5][72/20]
C ₅ H ₁₀ Cl ₂	1,1-dichloropentane (340–410) (325–457)	54.4	(411)	A	[111-24-0] [87/5][72/20]
		44.3	(298)	A	[820-55-3] [87/12][91/2]
C ₅ H ₁₀ Cl ₂	1,2-dichloropentane (330–420) (332–418)	42.0	(340)	A, EST	[87/5][56/16] [72/20]
		44.4	(298)		[1674-33-5] [91/2]
		41.9	(347)	A	[87/5]
C ₅ H ₁₀ Cl ₂	1,4-dichloropentane (350–440) (348–443)	43.8±0.7	(298)	EB	[75/16] [626-92-6] [91/2]
		48.9	(298)		[91/2]
C ₅ H ₁₀ Cl ₂	1,5-dichloropentane (360–450) (362–453)	45.0	(363)	A	[87/5]
		48.1±0.8	(298)	EB	[75/16] [628-76-2] [91/2]
		52.2	(298)		[91/2]
C ₅ H ₁₀ Cl ₂ O	(2-chloroethyl) (2-chloroisopropyl) ether (297–453)	47.2	(377)	A	[87/5]
C ₅ H ₁₀ Cl ₂ O	(2-chloroethyl) (2-chloropropyl) ether (302–467)	51.3±0.8	(298)	EB	[75/16]
C ₅ H ₁₀ Cl ₂ O ₂	<i>bis</i> (2-chloroethoxy) methane (326–488)	49.7	(312)	A	[52250-75-6] [87/5][47/5]
C ₅ H ₁₀ F ₂	1,1-difluoropentane (268–378)	49.3	(317)	A	[42434-29-7] [87/5][47/5]
C ₅ H ₁₀ F ₂	2,2-difluoropentane (262–367)	54.2	(341)	A	[111-91-1] [87/5][47/5]
C ₅ H ₁₀ F ₂	3,3-difluoropentane (262–368)	34.4	(283)	A, EST	[62127-40-6] [87/5][56/16] [72/20]
C ₅ H ₁₀ F ₂ O ₂	<i>bis</i> (2-fluoroethoxy) methane (273–333)	33.7	(277)	A	[371-65-3] [87/5][72/20]
C ₅ H ₁₀ N ₂	3-(dimethylamino)propionitrile (330–445) (331–407) (290–317)	33.8	(277)	A	[358-03-2] [87/5][72/20]
		42.2±0.1			[373-40-0] [87/5][48/14] [72/20]
		45.9	(345)	A	[1738-25-6] [92/20]
		52.4	(346)	A	[87/5]
C ₅ H ₁₀ N ₂ O	1-nitrosopiperidine (333–383)	44.1±0.2			[84/28] [77/29]
C ₅ H ₁₀ N ₂ O ₆	1,5-pentanediol dinitrate (293–313)	47.3	(348)	A	[100-75-4] [87/5]
C ₅ H ₁₀ N ₂ O ₆	2,4-pentanediol dinitrate (293–313)	78.9±5.9	(303)	A, GS	[3457-92-9] [87/5][57/5] [72/20]
C ₅ H ₁₀ N ₂ O ₆	1-(methoxymethoxy)-2,2-dinitropropane (293–333)	60.6±5.9	(303)	A, GS	[25385-63-1] [87/5][57/5] [72/20]
C ₅ H ₁₀ O	allyl ethyl ether (244–401)	71.3	(308)	A	[67727-92-8] [87/5]
C ₅ H ₁₀ O	allyl ethyl ether (244–401)	34.6	(259)	A	[557-31-3] [87/5]

TABLE 6. Enthalpies of vaporization of organic compounds, 1880–2002—Continued

Molecular formula	Compound (Temperature range/K)	$\Delta_{\text{vap}}H_m$ (kJ mol ⁻¹)	Mean temperature (T_m /K)	Method	CAS registry number Reference
C ₅ H ₁₀ O	1-penten-3-ol	49.9±0.1	(313)	C	[616-25-1] [96/9]
		48.4±0.1	(328)	C	[96/9]
		46.8±0.1	(343)	C	[96/9]
C ₅ H ₁₀ O	3,3-dimethyl-2-propen-1-ol (348–372)	48.7	(360)		[89/8]
C ₅ H ₁₀ O	2-methyl-3-buten-2-ol (290–372)	43.1±0.1	(331)		[115-18-4] [88/4]
C ₅ H ₁₀ O	3-buten-3-methyl-1-ol (338–409)	55.6	(353)	A	[763-32-6] [87/5]
C ₅ H ₁₀ O	(<i>dl</i>) 3-buten-3-methyl-2-ol (358–379)	41.0	(368)	A	[87/5]
C ₅ H ₁₀ O	cyclopentanol (323–373) (346–437) (283–321) (283–323) (279–314)	57.1	(298)	CGC	[96-41-3] [95/21]
		52.7	(361)	A, EB	[87/7]
		56.1	(298)	A	[87/5]
		56.4	(298)	A	[87/5]
		57.1	(294)		[75/1]
		57.5±0.2 57.5±0.3	(298) (298)	C C	[68/17] [66/2]
C ₅ H ₁₀ O	tetrahydropyran (335–412) (273–362) (273–288)	33.2	(350)		[142-68-7] [00/12]
		35.0	(288)	A	[87/5]
		35.0	(281)		[72/20][58/23]
C ₅ H ₁₀ O	2-methyltetrahydrofuran (283–353)	34.0	(298)	A	[96-47-9] [87/5]
		33.7	(298)		[70/36]
C ₅ H ₁₀ O	3-methyl-2-butanone (311–369) (363–415) (405–500) (328–377)	35.5	(326)	A	[563-80-4] [87/5]
		33.8	(378)	A	[87/5]
		32.6	(420)	A	[87/5]
		36.8	(298)	C	[83/3]
		35.0	(343)		[87/5][75/8]
		36.9	(298)		[75/8]
		35.0±0.1	(327)	C	[67/39]
		33.8±0.1 32.3±0.1	(346) (367)	C C	[67/39] [67/39]
C ₅ H ₁₀ O	2-pentanone (336–422) (416–501) (487–561)	36.1	(351)	A	[107-87-9] [87/5]
		33.7	(431)	A	[87/5]
		33.3	(502)	A	[87/5]
		38.4	(298)	C	[83/3]
		38.3±0.3	(298)	GCC	[79/7]
		38.4	(298)		[75/8]
		39.5	(283)	EB	[66/12]
		36.5	(344)	A, GS, EB	[87/5][75/8] [65/7][72/20]
		36.1±0.1	(335)	C	[61/17]
		34.4±0.1	(360)	C	[61/17]
		33.4±0.1	(375)	C	[61/17]
C ₅ H ₁₀ O	3-pentanone (290–375) (329–426) (421–502) (494–561)	32.8±0.1	(386)	C	[61/17]
		32.2±0.1	(394)	C	[61/17]
		35.9±0.2	(332)		[96-22-0] [88/4]
		36.6	(344)	A	[87/5]
		33.7	(436)	A	[87/5]
		33.3	(509)	A	[87/5]
		38.5	(298)	C	[83/3]
		38.7±0.3	(298)	GCC	[79/7]
		38.6	(298)		[75/8]
36.1±0.1	(335)	C	[67/39]		
34.9±0.1	(354)	C	[67/39]		
33.5±0.1	(375)	C	[67/39]		
(329–384)	36.6	(344)	A, GS, EB	[87/5][75/8]	

TABLE 6. Enthalpies of vaporization of organic compounds, 1880–2002—Continued

Molecular formula	Compound (Temperature range/K)	$\Delta_{\text{vap}}H_m$ (kJ mol ⁻¹)	Mean temperature (T_m /K)	Method	CAS registry number Reference
C ₅ H ₁₀ O	(283–323)	36.9	(303)		[65/7][72/20] [37/9]
	pentanal				[110-62-3]
	(313–353)	38.3	(298)	CGC	[95/21]
	(290–385)	U50.0	(305)	A	[87/5]
C ₅ H ₁₀ O		38.1±0.1	(298)		[81/18]
	(305–377)	37.3	(320)		[79/15]
C ₅ H ₁₀ O	pivaldehyde				[630-19-3]
	(308–336)	34.2	(322)		[89/2]
C ₅ H ₁₀ O	3,3-dimethyloxetane				[6921-35-3]
C ₅ H ₁₀ OS		33.9±0.3	(298)	C	[71/25]
	S-propyl thiolacetate				[2307-10-0]
C ₅ H ₁₀ OS		44.1±0.2	(298)	C	[66/2]
	S-isopropyl thiolacetate				[926-73-8]
C ₅ H ₁₀ OS		42.3±0.2	(298)	C	[66/2]
	1-(methylthio)-2-(vinylloxy)ethane				[6607-53-0]
C ₅ H ₁₀ O ₂	(316–347)	47.5	(331)	A	[87/5][99/16]
	tetrahydrofurfuryl alcohol				[97-99-4]
C ₅ H ₁₀ O ₂	(393–453)	46.2	(408)	A	[87/5]
	(333–443)	46.5	(388)		[79/21]
C ₅ H ₁₀ O ₂	2,2-dimethyl-1,3-dioxolane				[2916-31-6]
	(278–318)	41.1±0.2		GS	[98/21][02/32]
C ₅ H ₁₀ O ₂	4-methyl-1,3-dioxane				[1120-97-4]
	(273–313)	43.7±0.3		GS	[98/21][02/32]
C ₅ H ₁₀ O ₂	1-methoxy-2-butanone				[50741-70-3]
	(297–408)	44.9	(312)	A	[87/5][34/3] [72/20]
C ₅ H ₁₀ O ₂	3-hydroxy-3-methyl-2-butanone				[115-22-0]
	(317–419)	41.1	(332)	A	[87/5][72/20] [50/11]
C ₅ H ₁₀ O ₂	4-hydroxy-3-methyl-2-butanone				[3393-64-4]
	(375–528)	58.3	(390)	A	[87/5][72/20]
C ₅ H ₁₀ O ₂	(317–458)	59.0	(332)		[47/5]
	butyl formate				[592-84-7]
C ₅ H ₁₀ O ₂	(295–380)	37.9	(310)	A	[87/5]
		41.3±0.1	(298)	C	[80/13]
		40.1±0.1	(313)	C	[80/13]
		39.0±0.1	(328)	C	[80/13]
		38.7±0.1	(346)	C	[76/14]
		38.1±0.1	(355)	C	[76/14]
		37.3±0.1	(363)	C	[76/14]
C ₅ H ₁₀ O ₂	sec butyl formate				[589-40-2]
	(238–367)	37.7	(253)	A	[87/5]
C ₅ H ₁₀ O ₂	ethyl propionate				[105-37-3]
	(315–420)	36.7	(330)		[97/11]
	(372–538)	34.4	(387)	A	[87/5]
		39.3±0.1	(298)	C	[80/13]
		38.2±0.1	(313)	C	[80/13]
		36.6±0.1	(336)	C	[77/12]
		36.0±0.1	(344)	C	[77/12]
		35.5±0.1	(351)	C	[77/12]
		34.5±0.1	(363)	C	[77/12]
		39.1±0.1	(298)	C	[72/3]
C ₅ H ₁₀ O ₂	(306–372)	38.2	(321)	A	[87/5][65/3] [72/20]
	isobutyl formate				[542-55-2]
C ₅ H ₁₀ O ₂	(371–507)	36.6	(386)	A	[87/5]
	(240–372)	38.6	(255)	A	[87/5][47/5]
C ₅ H ₁₀ O ₂	isopropyl acetate				[108-21-4]
	(313–353)	37.0	(298)	CGC	[95/21]
		37.2±0.2	(298)	C	[66/2]
	(235–362)	38.8	(250)	A	[87/5][47/5]
C ₅ H ₁₀ O ₂	(273–363)	36.3	(288)	A	[29/5]
	methyl butyrate				[623-42-7]

TABLE 6. Enthalpies of vaporization of organic compounds, 1880–2002—Continued

Molecular formula	Compound (Temperature range/K)	$\Delta_{\text{vap}}H_m$ (kJ mol ⁻¹)	Mean temperature (T_m /K)	Method	CAS registry number Reference
C ₅ H ₁₀ O ₂	methyl isobutyrate (366–533)	36.9	(350)		[02/27]
		41.1±0.2	(284)		[02/27]
		40.6±0.2	(298)		[02/27]
		36.4	(364)		[90/10]
		39.0±0.4	(298)	GC	[87/17]
		34.2	(390)	A	[87/5]
		39.8±0.3	(298)	GCC	[80/5]
		39.3±0.2	(298)	C	[79/1]
		42.8	(261)	A	[87/5][47/5]
		[547-63-7]			
C ₅ H ₁₀ O ₂	propyl acetate (313–363)	33.7	(381)	A	[87/5]
		37.3	(298)		[U/1][85/6]
		40.1	(254)		[87/5][47/5]
		37.7	(298)	CGC	[109-60-4]
		37.0	(348)		[95/21]
		34.8	(389)	A	[93/8]
		38.1	(327)	DTA	[87/5]
		39.8±0.1	(298)	C	[80/8]
		38.6±0.1	(313)	C	[80/13]
		35.3±0.1	(343)	C	[80/13]
C ₅ H ₁₀ O ₂	valeric acid (pentanoic acid) (283–313)	36.9±0.1	(336)	C	[77/12]
		36.4±0.1	(344)	C	[77/12]
		35.8±0.1	(351)	C	[77/12]
		34.8±0.1	(363)	C	[77/12]
		36.9	(335)		[76/8]
		33.9	(375)		[76/8]
		39.1±0.2	(298)	C	[66/2]
		38.2	(327)	A	[87/5][65/3]
		[72/20]			
		[75-98-9]			
C ₅ H ₁₀ O ₂	trimethylacetic acid (pivalic acid) (344–472)	57.6±0.2	(320)	EB	[02/16]
		54.4±0.2	(360)	EB	[02/16]
		50.9±0.2	(400)	EB	[02/16]
		47.0±0.4	(440)	EB	[02/16]
C ₅ H ₁₀ O ₂	3-methylbutanoic acid (isovaleric acid) (293–323)	63.0±9.5	(298)	GS	[109-52-4]
		65.9	(298)	CGC	[00/6]
		57.9	(388)	EB	[95/21]
		58.0	(390)	A	[87/9]
		62.4±3	(298)	TE	[87/5]
C ₅ H ₁₀ O ₂	diethyl carbonate (352–403)	60.7±0.3	(308)	TE	[79/4]
		61.2±0.3	(298)	C	[70/8]
		55.8	(379)	A, EB	[1894/1]
		56.6	(322)	A	[105-58-8]
		57.5±3	(298)	TE	[02/31]
		46.9±0.2	(298)	C	[87/5]
		45.9	(375)		[73/3]
C ₅ H ₁₀ O ₃	ethylene glycol methyl ethyl acetate (308–368)	39.1	(278)	MM	[71/1]
		44.3			[47/5]
		50.3±0.1	(298)	C	[110-49-6]
		44.3	(358)	A	[70/17]
C ₅ H ₁₀ O ₃	(dl) ethyl lactate (308–426)	49.2	(323)	A	[87/5][57/6]
		51.3	(339)	A	[72/20]
C ₅ H ₁₀ O ₃	3-hydroxypropionic acid, ethyl ester (338–356)	62.2	(347)	A	[97-64-3]
					[87/5]

TABLE 6. Enthalpies of vaporization of organic compounds, 1880–2002—Continued

Molecular formula	Compound (Temperature range/K)	$\Delta_{\text{vap}}H_m$ (kJ mol ⁻¹)	Mean temperature (T_m /K)	Method	CAS registry number Reference
C ₅ H ₁₀ O ₃	3-methoxypropionic acid, methyl ester (350–438)	43.4	(370)	A	[3852-09-3] [87/5]
C ₅ H ₁₀ O ₃	1,3,6-trioxacyclooctane	48.8±0.2	(298)	C	[1779-19-7] [82/9]
C ₅ H ₁₀ O ₄	glycerol, 1-monoacetate (385–458)	74.0	(400)	A	[106-61-6] [87/5][72/20]
C ₅ H ₁₀ S	allyl ethyl sulfide (300–327)	38.9	(313)	A, EB	[5296-62-8] [87/5][62/16]
C ₅ H ₁₀ S	(300–327)	39.3	(298)		[99/16] [62/16]
C ₅ H ₁₀ S	cyclopentanethiol (354–446)	38.2	(369)		[1679-07-8] [99/16]
C ₅ H ₁₀ S	(348–446)	38.4	(363)	A, EB	[87/5][61/7] [66/5]
C ₅ H ₁₀ S		37.9±0.1	(361)	C	[61/7]
C ₅ H ₁₀ S		36.7±0.1	(381)	C	[61/7]
C ₅ H ₁₀ S		35.3±0.1	(405)	C	[61/7]
C ₅ H ₁₀ S	2-methyltetrahydrothiophene (303–433)	40.6	(318)		[1795-09-1] [99/16]
C ₅ H ₁₀ S		41.8	(298)		[71/28]
C ₅ H ₁₀ S		41.3±0.1	(298)		[72/11][66/5]
C ₅ H ₁₀ S	(335–447)	39.0	(350)	A, EB	[87/5][66/5]
C ₅ H ₁₀ S	(341–411)	38.7	(356)		[52/9]
C ₅ H ₁₀ S	3-methyltetrahydrothiophene (307–439)	41.3	(322)		[4740-00-5] [99/16]
C ₅ H ₁₀ S		42.7	(298)		[71/28]
C ₅ H ₁₀ S		42.1±0.1	(298)		[72/11][66/5]
C ₅ H ₁₀ S	(340–453)	39.6	(355)	A, EB	[87/5][66/5]
C ₅ H ₁₀ S	(346–422)	39.3	(361)		[52/9]
C ₅ H ₁₀ S	pentamethylene sulfide (310–443)	41.4	(325)		[1613-51-0] [99/16]
C ₅ H ₁₀ S		42.8	(298)		[71/28]
C ₅ H ₁₀ S	(347–423)	39.5	(362)	A, EB	[87/5][52/9]
C ₅ H ₁₁ Br	1-bromopentane (323–363)	40.9	(298)	CGC	[110-53-2] [95/21]
C ₅ H ₁₁ Br		41.4±0.1	(298)	C	[68/1]
C ₅ H ₁₁ Br		41.1±0.1	(298)	C	[66/2]
C ₅ H ₁₁ Br	(293–443)	41.0	(308)	A, EST	[87/5][61/13] [72/20]
C ₅ H ₁₁ Br	(<i>dl</i>) sec-pentylbromide, 2-bromopentane (303–432)	37.5	(318)	A	[107-81-3] [87/5][72/20]
C ₅ H ₁₁ Br	2-bromopentane (323–363)	38.5	(298)	CGC	[107-81-3] [95/21]
C ₅ H ₁₁ Br	3-bromopentane (304–434)	37.7	(319)	A	[1809-10-5] [87/5][72/20]
C ₅ H ₁₁ Br	1-bromo-2,2-dimethylpropane (293–420)	35.6	(308)	A	[630-17-1] [87/5][72/20]
C ₅ H ₁₁ Br	1-bromo-2-methylbutane (306–436)	37.9	(321)	A	[10422-35-2] [87/5][72/20]
C ₅ H ₁₁ Br	1-bromo-3-methylbutane (306–436)	37.9	(321)	A	[107-82-4] [87/5][72/20]
C ₅ H ₁₁ Br	(253–393)	41.0	(268)		[47/5]
C ₅ H ₁₁ Br	2-bromo-2-methylbutane (295–422)	36.4	(310)	A	[507-36-8] [87/5][72/20]
C ₅ H ₁₁ Br	2-bromo-3-methylbutane (301–430)	37.2	(316)	A	[18295-25-5] [87/5][72/20]
C ₅ H ₁₁ Cl	1-chloropentane (313–353)	38.8	(298)	CGC	[543-59-9] [95/21]
C ₅ H ₁₁ Cl		38.2	(298)	C	[81/4]
C ₅ H ₁₁ Cl		37.3	(313)	C	[81/4]
C ₅ H ₁₁ Cl		36.5	(328)	C	[81/4]
C ₅ H ₁₁ Cl		35.6	(343)	C	[81/4]
C ₅ H ₁₁ Cl		34.6	(358)	C	[81/4]
C ₅ H ₁₁ Cl		34.0	(363)	C	[81/4]

TABLE 6. Enthalpies of vaporization of organic compounds, 1880–2002—Continued

Molecular formula	Compound (Temperature range/K)	$\Delta_{\text{vap}}H_m$ (kJ mol ⁻¹)	Mean temperature (T_m /K)	Method	CAS registry number Reference
		38.2±0.1	(298)	C	[68/1]
	(277–421)	38.7	(292)	A, EST	[87/5][61/13]
					[72/20]
	(283–323)	36.2	(303)		[37/9]
C ₅ H ₁₁ Cl	2-chloropentane				[625-29-6]
		36.0	(298)	C	[81/4]
		35.2	(313)	C	[81/4]
		34.4	(328)	C	[81/4]
		33.5	(358)	C	[81/4]
		31.9	(368)	C	[81/4]
	(289–409)	36.2	(304)	A	[87/5][72/20]
C ₅ H ₁₁ Cl	3-chloropentane				[616-20-6]
	(289–410)	36.5	(304)	A	[87/5][72/20]
C ₅ H ₁₁ Cl	1-chloro-2,2-dimethylpropane				[753-89-9]
	(279–395)	34.9	(294)	A	[87/5][72/20]
C ₅ H ₁₁ Cl	(<i>dl</i>) 1-chloro-2-methylbutane				[616-13-7]
	(300–374)	35.4	(315)	A	[87/5][72/20]
C ₅ H ₁₁ Cl	2-chloro-2-methylbutane				[594-36-5]
	(280–396)	35.0	(295)	A	[87/5][72/20]
C ₅ H ₁₁ Cl	2-chloro-3-methylbutane				[631-65-2]
	(285–405)	35.9	(300)	A	[87/5][72/20]
C ₅ H ₁₁ Cl	1-chloro-3-methylbutane				[107-84-6]
	(313–353)	38.1	(298)	CGC	[95/21]
		36.2	(298)	C	[81/4]
		35.4	(313)	C	[81/4]
		34.6	(328)	C	[81/4]
		33.7	(343)	C	[81/4]
		32.8	(358)	C	[81/4]
		32.3	(368)	C	[81/4]
C ₅ H ₁₁ ClO ₂ S	1-pentanesulfonyl chloride				[6303-18-0]
	(293–387)	58.5	(308)		[99/16]
	(387–492)	55.1	(402)		[99/16]
	(263–293)	60.5	(278)	A	[87/5][99/16]
C ₅ H ₁₁ Cl ₂ N	N-methyl- <i>bis</i> (2-chloroethyl)amine				[51-75-2]
	(273–333)	54.6	(288)	A	[87/5]
C ₅ H ₁₁ F	1-fluoropentane				[592-50-7]
	(245–373)	33.7	(260)	EST	[87/5][61/13]
					[72/20]
C ₅ H ₁₁ F	1-fluoro-2-methylbutane				[10086-64-3]
	(287–329)	30.7	(302)	A	[87/5][72/20]
C ₅ H ₁₁ F	2-fluoro-2-methylbutane				[661-53-0]
	(249–341)	31.8	(264)	A	[87/5][72/20]
C ₅ H ₁₁ I	1-iodopentane				[628-17-1]
	(313–353)	44.4	(298)	CGC	[95/21]
		45.3±0.1	(298)	C	[68/1]
	(312–473)	43.1	(327)	A, EST	[87/5][61/13]
					[72/20]
C ₅ H ₁₁ I	1-iodo-2-methylbutane				[616-14-8]
	(339–406)	39.8	(354)	A	[87/5][72/20]
C ₅ H ₁₁ I	1-iodo-3-methylbutane				[541-28-6]
	(313–353)	42.2	(298)	CGC	[95/21]
	(270–422)	43.5	(285)	A	[87/5][47/5]
C ₅ H ₁₁ I	2-iodo-2-methylbutane				[594-38-7]
	(308–398)	40.4	(323)	A	[87/5][72/20]
C ₅ H ₁₁ N	cyclopentylamine				[1003-03-8]
	(317–419)	38.3	(332)	EB	[87/5][75/5]
	(317–419)	40.2±0.4	(298)	EB	[75/7]
C ₅ H ₁₁ N	1-methylpyrrolidine				[120-94-5]
	(270–298)	35.0±0.7	(284)	GS	[98/12]
	(270–298)	34.2±0.7	(298)	GS	[98/12]
	(273–315)	33.7	(288)	A	[87/5]
C ₅ H ₁₁ N	piperidine				[110-89-4]
		36.6	(338)		[88/7]
		35.3	(357)		[88/7]

TABLE 6. Enthalpies of vaporization of organic compounds, 1880–2002—Continued

Molecular formula	Compound (Temperature range/K)	$\Delta_{\text{vap}}H_m$ (kJ mol ⁻¹)	Mean temperature (T_m /K)	Method	CAS registry number Reference	
C ₅ H ₁₁ NO	(315–417) N,N-diethylformamide	37.6	(330)	A, EB, IPM	[87/5][68/4] [617-84-5]	
		50.3	(298)		[85/7][85/6]	
C ₅ H ₁₁ NO	(303–363) N-isopropylacetamide	48.9	(318)	A	[87/5][68/3] [1118-69-0]	
		66.4±0.3	(298)	C	[84/6]	
C ₅ H ₁₁ NO	N-propylacetamide	69.8±0.2	(298)	C	[5331-48-6] [84/6]	
C ₅ H ₁₁ NO	N,N-dimethylpropionamide (326–424)	53.5	(341)	A	[758-96-3] [87/5]	
		52.9			[77/29]	
C ₅ H ₁₁ NO	N-methyl-2-methylpropionamide	67.1±0.2	(298)	C	[84/6]	
C ₅ H ₁₁ NO	N-methylmorpholine (274–304) (274–304) (323–363) (297–389) (276–390)	40.2±0.3	(288)	GS	[109-02-4] [98/13]	
		39.6±0.3	(298)	GS	[98/13]	
		33.6	(343)	TGA	[87/18]	
		38.4	(312)	A	[87/5]	
		40.0	(291)	A	[87/5]	
C ₅ H ₁₁ NO	1-(dimethylamino)-2-propanone (298–338)	43.6±0.3	(298)	GS	[15364-56-4] [94/3]	
C ₅ H ₁₁ NO	3-pentanone oxime (318–425)	55.8	(333)	A	[1188-11-0] [87/5]	
C ₅ H ₁₁ NO ₂	methyl 2-(N,N-dimethylamino)ethanoate (278–308)	43.9±0.4	(293)	GS	[92/13]	
C ₅ H ₁₁ NO ₂	1-nitropentane (278–318)	50.3±0.2	(298)	GS	[628-05-7] [97/5]	
					[543-28-2]	
C ₅ H ₁₁ NO ₂	isobutyl carbamate (356–479)	58.8	(371)	A	[87/5][47/5]	
C ₅ H ₁₁ NO ₂	N,N-dimethyl lactamide (351–417)	73.7	(366)	A	[31502-31-5] [87/5]	
C ₅ H ₁₁ NO ₃	isopentyl nitrate (278–421)	47.0	(293)	A	[543-87-3] [87/5][47/5]	
C ₅ H ₁₁ P	phosphorinane (294–345)	39.9	(309)	A, T	[4743-40-2] [87/5][66/9]	
C ₅ H ₁₂	pentane (308–423)	26.7	(323)		[109-66-0] [02/34]	
		26.4	(298)		[94/12]	
		29.8	(238)	A	[87/5]	
		32.3	(208)	A	[87/5]	
		26.1	(365)	A	[87/5]	
		26.2	(433)	A	[87/5]	
		26.6±0.1	(298)	C	[82/6]	
		26.4	(298)	C	[81/9]	
		25.5	(310)		[77/31]	
		23.0	(350)		[77/31]	
		19.7	(390)		[77/31]	
		15.1	(430)		[77/31]	
		8.5	(460)		[77/31]	
		(216–296)	26.2	(298)		[75/32]
		(269–341)	27.9	(284)	EB	[87/5][74/11] [71/28]
			26.4	(298)		[47/7]
(286–310)	27.4	(298)	MM	[45/2]		
	26.2	(298)		[40/15]		
C ₅ DH ₁₁	1-deuteropentane (223–303)	26.2	(298)		[75/32]	
C ₅ DH ₁₁	3-deuteropentane (213–294)	26.3	(298)		[75/32]	
C ₅ D ₁₂	pentane—d ₁₂ (205–298)	26.0	(298)		[2031-90-5] [75/32]	
C ₅ H ₁₂	2,2-dimethylpropane (neopentane) (268–313) (312–385)	24.0	(283)	A	[463-82-1] [87/5]	
		23.1	(327)	A	[87/5]	

TABLE 6. Enthalpies of vaporization of organic compounds, 1880–2002—Continued

Molecular formula	Compound (Temperature range/K)	$\Delta_{\text{vap}}H_m$ (kJ mol ⁻¹)	Mean temperature (T_m /K)	Method	CAS registry number Reference	
C ₅ H ₁₂	(382–433)	23.1	(397)	A	[87/5]	
		21.8	(298)	C	[81/9]	
		22.2	(290)		[77/32]	
		19.5	(330)		[77/32]	
		16.2	(370)		[77/32]	
	(257–293)	11.1	(410)		[77/32]	
		24.3	(272)		[75/26][84/9]	
	(343–433)	22.8	(358)		[73/28][84/9]	
		21.85	(298)		[71/28]	
		22.8±0.1	(283)		[36/8]	
		2-methylbutane (isopentane)				[78–78-4]
		(255–323)	26.9	(270)		[91/15]
		(216–323)	28.5	(231)	A	[87/5]
		(300–460)	25.2	(315)	A	[87/5]
		(320–391)	25.2	(335)	A	[87/5]
	(385–416)	24.8	(400)	A	[87/5]	
	(412–460)	25.3	(427)	A	[87/5]	
		24.4	(310)		[77/33]	
		21.5	(350)		[77/33]	
		18.0	(390)		[77/33]	
		12.9	(430)		[77/33]	
		24.8	(298)		[71/28]	
	(190–300)	30.2	(205)		[47/5]	
	(289–301)	26.2	(295)	MM	[45/2]	
		25.0	(298)	C	[42/5]	
C ₅ H ₁₂ ClF ₃ N ₂ S	chlorobis(N-methylmethanaminato)(trifluoromethyl) sulfur				[63265-71-4]	
		38.1	(368)	I	[77/15]	
C ₅ H ₁₂ ClF ₃ N ₂ OS	chlorobis(N-methylmethanaminato)oxo(trifluoromethyl) sulfur				[63265-73-6]	
		40.2	(477)	I	[77/15]	
C ₅ H ₁₂ NO ₃ PS ₂	phosphorodithioic acid, O,O-dimethyl-S-[2-(methylamino)-2-oxoethyl] ester				[60-51-5]	
	(283–390)	95.0	(298)	A	[87/5]	
C ₅ H ₁₂ N ₂	methyl butyldiazene				[4426-46-4]	
		36.4±0.2	(298)	C	[78/3]	
C ₅ H ₁₂ N ₂	N-methylpiperazine				[109-01-3]	
	(274–319)	46.7	(289)	A	[87/5]	
C ₅ H ₁₂ N ₂ O	1,1,3,3-tetramethylurea				[632-22-4]	
	(320–450)	41.7	(450)	A, EB	[87/2]	
	(320–450)	52.2	(325)	A, EB	[87/2]	
C ₅ H ₁₂ N ₂ S	1,3-diethylthiourea				[105-55-5]	
	(351–384)	101±3.0	(368)	ME, TE	[94/21]	
C ₅ H ₁₂ O	1-methoxybutane				[628-28-4]	
	(293–367)	32.5	(308)	A	[87/5]	
		32.4	(398)	C	[80/3]	
	(265–367)	32.4	(298)		[76/2]	
	(265–367)	29.6	(343)		[76/2]	
		32.5±0.1	(298)	C	[75/3]	
	(296–342)	32.4	(311)	EB	[69/15]	
C ₅ H ₁₂ O	1-ethoxypropane				[628-32-0]	
	(264–359)	33.0	(279)	A	[87/5][76/2]	
		31.4	(298)	C	[80/3]	
	(264–359)	31.4	(298)		[76/2]	
	(264–359)	29.0	(336)		[76/2]	
		31.4±0.1	(298)	C	[75/3]	
	(293–335)	31.6	(308)		[69/15]	
C ₅ H ₁₂ O	ethyl isopropyl ether				[625-54-7]	
		30.0	(298)	C	[80/3]	
C ₅ H ₁₂ O	methyl <i>tert</i> -butyl ether				[1634-04-4]	
	(300–328)	29.9	(314)		[02/26]	
	(315–365)	29.6	(330)		[98/9]	
	(300–411)	31.2	(315)	EB	[94/10]	
	(287–326)	30.4	(302)		[91/3]	
		29.8	(298)	C	[80/3]	
	(287–351)	30.2	(302)	A	[87/5][76/2]	
		29.6	(298)		[76/2]	

TABLE 6. Enthalpies of vaporization of organic compounds, 1880–2002—Continued

Molecular formula	Compound (Temperature range/K)	$\Delta_{\text{vap}}H_m$ (kJ mol ⁻¹)	Mean temperature (T_m /K)	Method	CAS registry number Reference	
C ₅ H ₁₂ O	1-pentanol	27.9	(328)		[76/2]	
		30.4±0.1	(298)	C	[75/3]	
						[71-41-0]
			44.4	(411)		[00/26]
			40.1	(448)		[00/26]
			36.1	(473)		[00/26]
			31.7	(498)		[00/26]
			26.4	(523)		[00/26]
			22.0	(548)		[00/26]
			14.1	(573)		[00/26]
			7.1	(586)		[00/26]
			43.5			[99/32]
			57.8	(298)	CGC	[95/21]
			57.4	(298)	CGC	[95/21]
			51.5	(350)		[94/7]
			47.2	(403)	A	[87/5]
			54.3	(341)	A	[87/5]
			45.4	(423)	A	[87/5]
			55.7±0.2	(313)	C	[85/1]
			54.4±0.2	(328)	C	[85/1]
			53.0±0.2	(343)	C	[85/1]
			51.2±0.2	(358)	C	[85/1]
			55.4	(298)		[83/14]
	55.0	(325)		[73/26]		
	50.5±0.1	(362)	C	[70/20]		
	49.2±0.1	(374)	C	[70/20]		
	47.0±0.1	(392)	C	[70/20]		
	44.4±0.1	(411)	C	[70/20]		
	51.6	(362)	EB	[87/5][70/2]		
	56.2	(322)	DTA	[69/5]		
	56.9±0.2	(298)	C	[66/2]		
C ₅ H ₁₂ O	2-pentanol				[6032-29-7]	
			53.6	(298)	CGC	[95/21]
			58.9	(289)	A	[87/5]
			54.2±0.2	(298)	C	[85/1]
			52.7±0.2	(313)	C	[85/1]
			50.9±0.2	(328)	C	[85/1]
			49.0±0.2	(343)	C	[85/1]
			46.9±0.1	(358)	C	[85/1]
			45.4±0.1	(368)	C	[85/1]
			50.3	(337)		[84/10]
			54.0	(313)		[73/26]
			53.0	(298)	C	[63/2]
			53.7	(313)		[35/6][84/9]
C ₅ H ₁₂ O	3-pentanol				[584-02-1]	
			59.9	(260)	A	[87/5]
			49.6	(332)		[84/10]
			53.6	(294)		[75/1]
			50.2	(319)		[73/26]
			52.9	(298)	C	[63/2]
C ₅ H ₁₂ O	2-methyl-1-butanol				[137-32-6]	
			51.2	(345)		[94/7]
			49.8	(353)	A	[87/5]
			53.9	(332)	A	[87/5]
			58.5	(264)	A	[87/5][79/16]
			56.1	(322)		[73/26]
			54.1	(298)	C	[63/2]
			43.4	(317)		[57/13][84/9]
C ₅ H ₁₂ O	2-methyl-2-butanol				[84/9][35/6]	
			56.7	(313)		[75-85-4]
			51.5±0.3	(298)	GS	[01/7]
			50.5	(298)	CGC	[95/21]
			47.3	(323)		[94/7]
	49.0	(295)	A	[87/5]		

TABLE 6. Enthalpies of vaporization of organic compounds, 1880–2002—Continued

Molecular formula	Compound (Temperature range/K)	$\Delta_{\text{vap}}H_m$ (kJ mol ⁻¹)	Mean temperature (T_m /K)	Method	CAS registry number Reference
C ₅ H ₁₂ O	(323–376)	45.8	(338)	A	[87/5]
		50.1±0.2	(298)	C	[85/1]
		48.4±0.2	(313)	C	[85/1]
		46.4±0.2	(328)	C	[85/1]
		44.2±0.1	(343)	C	[85/1]
		42.0±0.1	(358)	C	[85/1]
		40.3±0.1	(368)	C	[85/1]
	(298–375)	52.8	(313)		[73/26]
		49.2	(298)	C	[63/2]
	(298–364)	48.5	(313)		[35/6]
	C ₅ H ₁₂ O	3-methyl-1-butanol			
(323–373)		55.3	(298)	CGC	[95/21]
(325–385)		47.2	(340)		[94/7]
(303–412)		57.1	(318)		[87/5]
		55.2±0.2	(303)	C	[85/1]
		54.2±0.2	(313)	C	[85/1]
		52.9±0.2	(328)	C	[85/1]
		51.4±0.2	(343)	C	[85/1]
		49.7±0.2	(358)	C	[85/1]
(298–426)		56.5	(313)		[73/26]
		54.3	(298)	C	[63/2]
C ₅ H ₁₂ O	3-methyl-2-butanol				[598-75-4]
	(280–301)	51.6±0.3	(298)	GS	[01/7]
	(280–375)	49.0	(295)	A	[87/5]
	(298–384)	52.7	(313)		[73/26]
C ₅ H ₁₂ O	(<i>dl</i>) 3-methyl-2-butanol				[598-75-4]
	(293–385)	46.4	(308)	A	[87/5]
C ₅ H ₁₂ O	2,2-dimethyl-1-propanol				[75-84-3]
	(274–312)	51.8±0.3	(298)	GS,B	[01/7]
C ₅ H ₁₂ O ₂	(330–387)	47.5	(345)	A	[87/5]
	1-ethoxy-2-methoxyethane				[5137-45-1]
C ₅ H ₁₂ O ₂		39.8±0.1	(298)	C	[70/17]
	2,2-dimethoxypropane				[77-76-9]
	(272–301)	37.6±0.4	(298)	GS	[02/32]
	(272–301)	38.2±0.4		GS	[98/21]
	(299–348)	35.3	(324)	EB	[94/16]
C ₅ H ₁₂ O ₂	(292–357)	33.4±0.2	(325)		[88/4]
	2-isopropoxyethanol				[109-59-1]
		50.1±0.1	(298)	C	[71/7]
	(341–413)	45.1	(356)	A	[87/5][57/6]
C ₅ H ₁₂ O ₂					[72/20]
	2-propoxyethanol				[2807-30-9]
		52.1±0.1	(298)	C	[71/5]
C ₅ H ₁₂ O ₂	(350–422)	46.3	(365)	A	[87/5][57/6]
					[72/20]
	formaldehyde diethyl acetal (diethoxymethane)				[462-95-3]
C ₅ H ₁₂ O ₂	(273–361)	36.1	(288)	A	[87/5]
		35.7±0.2	(298)	C	[69/18]
C ₅ H ₁₂ O ₂	2-methyl-1,3-butanediol				[684-84-4]
	(399–561)	62.4	(414)	A	[87/5]
C ₅ H ₁₂ O ₂	3-methyl-1,3-butanediol				[2568-33-4]
	(346–475)	60.3	(361)	A	[87/5]
C ₅ H ₁₂ O ₂	2,2-dimethyl-1,3-propanediol				[126-30-7]
	(400–480)	79.4	(415)	A	[87/5]
C ₅ H ₁₂ O ₂	1,5-pentanediol				[111-29-5]
		86.8±0.5	(298)	C	[88/14]
	(391–479)	78.6	(406)	A	[87/5]
C ₅ H ₁₂ O ₃	<i>tert</i> -butyldioxymethanol				[17742-78-8]
		59.6±2.4			[83/11]
C ₅ H ₁₂ O ₃	diethylene glycol, methyl ether				[111-77-3]
	(385–466)	51.9	(400)	A	[87/5][57/6]
C ₅ H ₁₂ O ₃					[72/20]
	2,3,4-pentanetriol				

TABLE 6. Enthalpies of vaporization of organic compounds, 1880–2002—Continued

Molecular formula	Compound (Temperature range/K)	$\Delta_{\text{vap}}H_m$ (kJ mol ⁻¹)	Mean temperature (T_m /K)	Method	CAS registry number Reference
C ₅ H ₁₂ O ₄	(428–600) tetramethoxymethane	78.9	(443)		[47/5] [1850-14-2]
	(304–387)	41.2	(319)		[80/15]
C ₅ H ₁₂ O ₅	adonitol (418–465)	111.1±1.5	(443)	TE	[488-81-3] [90/16]
	D-arabinitol (414–461)	110.1±1.5	(440)	TE	[90/16]
C ₅ H ₁₂ O ₅	xylitol (406–460)	111.1±0.8	(433)	TE	[87-99-0] [90/16]
	3-methyl-2-thiapentane (288–418)	38.5	(303)		[10359-64-5] [99/16]
C ₅ H ₁₂ S	4-methyl-2-thiapentane (288–411)	36.9	(303)		[5008-69-5] [99/16]
	butyl methyl sulfide (297–423) (301–330)	40.4	(312)		[628-29-5] [99/16]
35.3		(315)	A	[87/5]	
40.5		(298)		[81/12]	
41.0		(298)		[71/28]	
40.9±0.8		(298)	GC	[64/7]	
38.1		(313)	EB	[62/17]	
38.0		(358)	A, EB	[87/5][61/8] [66/5]	
C ₅ H ₁₂ S	methyl <i>tert</i> -butyl sulfide (276–397)	36.5	(291)		[6163-64-0] [99/16]
		35.9	(298)		[71/28]
	(305–411)	35.1	(320)	A, EB	[87/5][62/9] [66/5]
	ethyl isopropyl sulfide (284–406)	38.1	(299)		[5145-99-3] [99/16]
37.8		(298)		[81/12]	
38.5		(298)		[71/28]	
37.9±0.8		(298)	GC	[64/17]	
(296–325)		38.1	(313)	EB	[62/17]
(319–391)		36.3	(334)	A, EB	[87/5][52/9] [4110-50-3]
C ₅ H ₁₂ S	ethyl propyl sulfide (293–418)	39.8	(308)		[99/16]
		40.0	(298)		[81/12]
		39.5	(298)	C	[81/8]
	(331–398)	37.8	(346)	A, EB	[87/5][52/9] [110-66-7]
	1-pentanethiol (300–426)	40.6	(315)		[99/16]
41.1		(298)		[71/28]	
37.1±0.1		(356)	C	[65/14]	
36.4±0.1		(376)	C	[65/14]	
34.9±0.1		(400)	C	[65/14]	
(347–440)		38.1	(362)	A, EB	[87/5][52/11] [66/5]
C ₅ H ₁₂ S		2-pentanethiol (287–412) (347–435)	38.4	(302)	
	37.8		(361)	A	[87/5]
	3-pentanethiol (288–413)	38.3	(303)		[616-31-9] [99/16]
C ₅ H ₁₂ S	2-methyl-1-butanethiol (293–418)	39.2	(308)		[1878-18-8] [99/16]
		39.9±0.1	(298)		[72/11][66/5]
	39.7	(298)		[71/28]	
	(324–432)	37.6	(339)	A, EB	[87/5][66/5] [541-31-1]
C ₅ H ₁₂ S	3-methyl-1-butanethiol (292–418)	39.3	(307)		[99/16]
		39.7	(298)		[71/28]
	39.9±0.1	(298)		[72/11][66/5]	
	(323–431)	37.7	(338)	A, EB	[87/5][66/5] [1679-09-0]
C ₅ H ₁₂ S	2-methyl-2-butanethiol (276–398)	36.3	(291)		[99/16]

TABLE 6. Enthalpies of vaporization of organic compounds, 1880–2002—Continued

Molecular formula	Compound (Temperature range/K)	$\Delta_{\text{vap}}H_m$ (kJ mol ⁻¹)	Mean temperature (T_m /K)	Method	CAS registry number Reference
		35.6	(298)		[71/28]
	(320–411)	34.3	(335)	A, EB	[87/5][62/10]
		33.8±0.1	(330)	C	[62/10]
		32.7±0.1	(350)	C	[62/10]
		31.4±0.1	(372)	C	[62/10]
C ₅ H ₁₂ S	3-methyl-2-butanethiol (285–409)	37.7	(300)		[2084-18-6] [99/16]
		37.5±0.1	(298)		[72/11][66/5]
		37.7	(298)		[71/28]
C ₅ H ₁₂ S	(315–422)	36.2	(330)	A, EB	[87/5][66/5]
	2,2-dimethyl-1-propanethiol (280–403)	36.9	(295)		[1679-08-9] [99/16]
		36.4±0.1	(298)		[72/11][66/5]
		36.8	(298)		[71/28]
	(292–416)	36.2	(307)	A, EB	[87/5][66/5]
	(213–415)	42.1	(230)	EB, IPM	[66/5]
C ₅ H ₁₂ S ₂	1,5-pentanedithiol (363–491)	51.6	(378)	A	[928-98-3] [87/5][99/16]
		59.3	(298)		[62/11]
C ₅ H ₁₂ S ₂	ethyl isopropyl disulfide (369–426)	42.5	(384)		[53966-36-2] [99/16]
	(363–427)	42.9	(378)	A, EB	[87/5][52/9]
C ₅ H ₁₂ S ₂	ethyl propyl disulfide (373–414)	44.0	(388)	A, EB	[30453-31-7] [87/5][52/9]
					[99/16]
C ₅ H ₁₃ N	N-ethylisopropylamine				[19961-27-4]
		33.1±0.1	(298)	C	[79/8]
		32.1±0.1	(313)	C	[79/8]
		31.0±0.1	(328)	C	[79/8]
		28.8±0.1	(358)	C	[79/8]
	(303–342)	33.4	(318)	EB	[79/8]
C ₅ H ₁₃ N	N,N-diethylmethylamine (283–339)	31.8	(298)	A	[616-39-7] [87/5]
C ₅ H ₁₃ N	N-methylbutylamine (283–313)	38.1	(298)	A	[110-68-9] [87/5]
C ₅ H ₁₃ N	<i>tert</i> -butylmethylamine (270–288)	32.3±1.4	(297)		[14610-37-8] [97/21]
C ₅ H ₁₃ N	pentylamine (298–417)	39.0	(313)	A	[110-58-7] [87/5][72/20]
		40.1±0.1	(298)	C	[69/2]
C ₅ H ₁₃ NO ₂	methyl diethanolamine (390–520)	73.0	(405)	A	[105-59-9] [87/5]
C ₅ H ₁₃ NO ₂ S	N,N-diethyl methanesulfonamide (384–528)	52.1	(399)	A	[2374-61-0] [87/5]
C ₅ H ₁₃ NS	N-methyl- <i>tert</i> -butylsulfenamide (329–397)	41.9	(364)		[99/16] [80-70-6]
C ₅ H ₁₃ N ₃	1,1,3,3-tetramethylguanidine	46.9			[67/29]
C ₅ H ₁₃ O ₃ P	diethyl methylphosphonate (343–402)	51.8	(358)	A	[683-08-9] [87/5][72/20]
		56.5±4.2			[56/23][82/15]
C ₅ H ₁₄ NP	trimethylphosphine-N-ethylimine	61.5±4.2			[60/23][82/15]
C ₅ H ₁₄ N ₂	N,N-dimethyl-1,3-propanediamine (303–366)	45.7	(318)	A	[111-33-1] [87/5]
	(303–408)	42.0	(318)	A	[87/5]
		52.7			[77/29]
C ₅ H ₁₄ N ₂	<i>bis</i> (dimethylamino)methane (273–348)	32.3	(310)		[51-80-9] [65/29]
C ₆ BrF ₅	bromopentafluorobenzene (400-522)	38.2	(415)	A	[344-04-7] [87/5][72/20]
	(414-522)	38.0	(429)	EB	[69/11]
C ₆ BrF ₁₅ N ₂ S	<i>bis</i> [1,2,2,2-tetrafluoro-1-(trifluoromethyl)ethyl]diimidodisulfuryl bromide fluoride	41.0	(476)	I	[62977-74-6] [77/15]

TABLE 6. Enthalpies of vaporization of organic compounds, 1880–2002—Continued

Molecular formula	Compound (Temperature range/K)	$\Delta_{\text{vap}}H_m$ (kJ mol ⁻¹)	Mean temperature (T_m /K)	Method	CAS registry number Reference
C ₆ ClF ₁₅ N ₂ S	<i>bis</i> [1,2,2,2-tetrafluoro-1-(trifluoromethyl)ethyl]diimidodisulfuryl chloride fluoride	37.2	(458)	I	[62977-72-4] [77/15]
C ₆ ClF ₅	chloropentafluorobenzene (290-550) (348-402) (307-417)	41.3 37.7 40.0	(298) (363) (322)	A	[344-07-0] [91/2] [87/5]
		37.7±0.1 36.4±0.1 34.8±0.1	(349) (369) (391)		[87/5][68/10] [68/26] [68/26]
	(403-547)	35.2	(418)	EB	[66/11]
C ₆ ClF ₁₃ N ₂	1-chloro-1',2,2,2,2',2'-heptafluoro-1,1'- <i>bis</i> (trifluoromethyl)-azoethane (297-355)	33.3	(312)	A	[33757-14-1] [87/5][71/17]
C ₆ ClF ₁₄ P	<i>bis</i> (heptafluoropropyl) chlorophosphine (283-373)	37.5	(328)		[59/21]
C ₆ Cl ₂ F ₁₂ N ₂ S	<i>bis</i> (2-chlorohexafluoroisopropylimino) sulfur	43.5	(404)	I	[72/22]
C ₆ Cl ₃ F ₃	1,3,5-trichloro-2,4,6-trifluorobenzene (364-496) (364-550)	49.2 53.8	(379) (298)	A	[319-88-0] [87/5] [84/9][91/2]
C ₆ Cl ₃ F ₁₄ P	trichloro <i>bis</i> (heptafluoropropyl)phosphorane (323-393)	40.1	(358)		[59/21]
C ₆ Cl ₃ N ₃ O ₆	1,3,5-trichloro-2,4,6-trinitrobenzene (503-543) (503-543)	68.9 43.2	(518) (518)	A	[2631-68-7] [87/5][68/14] [72/20]
C ₆ Cl ₄ O ₂	2,3,5,6-tetrachloro-1,4-benzoquinone (chloranil) (343-435)	88.5	(358)		[118-75-2] [47/5]
C ₆ Cl ₆	hexachlorobenzene	74.4±0.7	(298)	GS	[118-74-1] [01/1]
	(413-453)	76.8	(298)	GC	[94/22]
	(258-313)	81.3		GC	[94/23]
	(343-453)	68.6	(398)	GC	[90/2]
	(502-589)	68.7	(517)	A	[87/5]
	(387-582)	60.5	(402)		[47/5]
C ₆ F ₆	hexafluorobenzene (318-376) (403-516) (278-354) (348-389) (384-462) (458-517) (290-510)	34.4 31.8 36.5 33.2 32.2 31.8 35.6	(333) (425) (293) (363) (399) (473) (298)	EB A A A	[392-56-3] [90/7] [88/20] [87/5] [87/5] [87/5] [87/5]
	(293-323)	35.7	(298)	C	[82/11][91/2] [81/8]
	(278-321)	35.7	(308)		[80/23]
	(363-516)	36.2	(292)	MM	[69/9]
	(275-387)	32.2	(378)	EB	[66/11]
	(293-356)	36.5	(293)		[65/8]
	(293-358)	35.1	(308)		[64/16]
	(293-358)	35.5	(308)		[46/5][84/9]
C ₆ F ₇ NOS	N-(pentafluorophenyl)imidodisulfuryl fluoride (309-355)	45.3	(332)		[20094-84-2] [68/21]
C ₆ F ₇ OP	pentafluorophenoxydifluorophosphine (310-363)	42.4	(325)		[76/28]
C ₆ F ₇ O ₂ P	pentafluorophenoxyphosphoryl difluoride (323-367)	46.4	(338)		[76/28]
C ₆ F ₈	perfluoro(2-methyl-3-methylenecyclobutene) (243-306)	31.0	(258)	A	[87/5]
C ₆ F ₁₁ NO	2,2,3,3,3-pentafluoro-N-[2,2,2-trifluoro-1-(trifluoromethyl)-ethylidene]propanamide (323-367)	32.7	(338)		[52225-58-8] [74/24]
C ₆ F ₁₁ NO ₂ S	2,2,3,3,4,4,5,5-octafluoro-1,1,2,3,4,5-hexahydro-1-[(trifluoroacetyl)-imino]thiophene-1-oxide (323-367)	33.9	(383)		[77589-41-4] [81/16]
C ₆ F ₁₂	perfluoromethylcyclopentane	30.68	(298)	EB	[98/18]
C ₆ F ₁₂	perfluorocyclohexane (373-457)	28.0	(388)		[355-68-0] [88/20]

TABLE 6. Enthalpies of vaporization of organic compounds, 1880–2002—Continued

Molecular formula	Compound (Temperature range/K)	$\Delta_{\text{vap}}H_m$ (kJ mol ⁻¹)	Mean temperature (T_m /K)	Method	CAS registry number Reference
C ₆ F ₁₂	(350-451)	28.1	(365)	A	[87/5]
	(336-394)	29.6	(351)		[57/11][84/9]
C ₆ F ₁₂ N ₂	perfluoro(1,2-dimethylcyclobutane)	32.1	(257)	A	[2994-71-0]
	(242-318)				[87/5]
C ₆ F ₁₂ N ₂ OS	N,N,N,N-tetrakis(trifluoromethyl)-1,2-ethynylendiamine	32.1	(316)	A	[19451-96-8]
	(305-328)				[87/5]
C ₆ F ₁₂ N ₂ O ₂ S	1,1,1,3,3,3-hexafluoro-2-isocyanato-N-[2,2,2-trifluoro-1-(trifluoro-methyl)ethylidene]-2-propanamine	39.3	(375)	I	[34619-84-6]
	(242-318)				[72/24]
C ₆ F ₁₂ N ₂ O ₂ S	1,1,1-trifluoro-N'-(trifluoroacetyl)-N-[2,2,2-trifluoro-1-(trifluoromethyl)-ethylidene]methanesulfonimidamide	32.6	(404)	I	[62609-66-9]
	(242-318)				[77/19]
C ₆ F ₁₂ N ₂ S	bis[2,2,2-trifluoro-1-(trifluoromethyl)ethylidene]sulfoxylic diamide	40.6	(391)	I	[31340-33-7]
	(242-318)				[72/24]
C ₆ F ₁₂ N ₂ S ₂	bis(hexafluoroisopropylideneimino) disulfide	46.0	(417)	I	[72/22]
	(242-318)				[788-40-9]
C ₆ F ₁₂ O	perfluoro(methoxycyclopentane)	38.6	(261)	A	[87/5][72/20]
	(246-330)				[24165-10-4]
C ₆ F ₁₂ O ₂	trifluoroacetic acid, 2,2,2-trifluoro-1,1-bis(trifluoromethyl)ethyl ester	34.3	(279)	A	[87/5][75/22]
	(264-298)				[73/20]
C ₆ F ₁₂ O ₄	carbonoperoxoic acid, O-[2,2,2-trifluoro-1,1-bis(trifluoromethyl)ethyl]-O,O-(trifluoromethyl) ester ester	33.1	(329)	HG	[55100-93-1]
	(273-315)				[87/5][75/22]
C ₆ F ₁₃ NS	2,2,2-trifluoro-N-[1,2,2,2-tetrafluoro-1-(trifluoromethyl)ethyl]-ethanimidothioic acid, trifluoromethyl ester	35.3	(288)	A	[53120-07-9]
	(273-315)				[75/20]
C ₆ F ₁₄	perfluorohexane	34.4	(276)	A	[355-42-0]
	(261-334)				[87/5]
	(285-340)				[84/9][91/2]
	(433-449)				[87/5][78/8]
	(303-330)				[58/12][84/9]
	(284-342)				[52/1]
C ₆ F ₁₄	perfluoro-2-methylpentane	31.4	(298)	A	[335-04-4]
	(280-340)				[84/9][91/2]
	(253-329)				[87/5][67/15]
C ₆ F ₁₄	(277-341)	32.5	(292)	A	[84/9]
	(282-333)				[52/1][84/9]
C ₆ F ₁₄	perfluoro-3-methylpentane	30.8	(297)	A	[865-71-4]
	(282-333)				[87/5]
C ₆ F ₁₄	perfluoro-2,3-dimethylbutane	31.6	(298)	A	[354-96-1]
	(260-340)				[84/9][91/2]
C ₆ F ₁₄ IP	bis(heptafluoropropyl) iodophosphine	33.0	(277)	A	[87/5][67/15]
	(262-333)				[84/9]
C ₆ F ₁₄ N ₂ S	bis[1,2,2,2-tetrafluoro-1-(trifluoromethyl)ethyl] sulfur diimide	41.6	(313)	A	[59/21]
	(273-353)				[34451-12-2]
C ₆ F ₁₄ O	perfluorodipropyl ether	38.5	(340)	A	[87/5][72/21]
	(306-327)				[356-62-7]
C ₆ F ₁₅ N	perfluorotriethylamine	31.2±0.4	(298)	EB	[89/13]
	(297-343)				[359-70-6]
	(320-334)				[95/20]
	(317-349)				[95/20]
C ₆ F ₁₅ NO	1,1,1,2,3,3,3-heptafluoro-N-(pentafluoroethyl)-N-(trifluoromethyl)-2-propanamine	34.2±0.1	(298)	C	[87/5]
	(273-353)				[87/5]
C ₆ F ₁₅ O ₄ S ₂	2,2,4,4-tetrafluoro-1,1,3,3-tetrahydro-1,1,3,3-tetrakis(trifluoromethoxy)-1,3-dithietane	27.1	(338)	I	[54566-82-4]
	(273-353)				[75/19]
C ₆ F ₁₆ N ₂ S	bis[1,2,2,2-tetrafluoro-1-(trifluoromethyl)ethyl]diimidodisulfonyl fluoride	37.2	(404)	I	[63441-15-6]
	(273-353)				[77/16]
C ₆ F ₁₆ S	difluorobis[1,2,2,2-tetrafluoro-1-(trifluoromethyl)ethyl] sulfur	35.8	(328)	A	[59617-31-1]
	(273-383)				[76/29]
C ₆ F ₂₀ N ₃ O ₃ P	phosphorous tris[bis(trifluoromethyl)nitroxide] difluoride	36.6	(421)	A	[1423-18-3]
	(273-383)				[87/5][99/16]
C ₆ N ₂	dicyanobutadiyne	39.3	(421)	I	[73/24]
	(273-383)				[16419-78-6]

TABLE 6. Enthalpies of vaporization of organic compounds, 1880–2002—Continued

Molecular formula	Compound (Temperature range/K)	$\Delta_{\text{vap}}H_m$ (kJ mol ⁻¹)	Mean temperature (T_m /K)	Method	CAS registry number Reference
C ₆ HBrF ₁₂ N ₂	(341-369)	30.2	(355)	A	[87/5]
	1-bromo-N,N,N',N'-tetrakis(trifluoromethyl)vinylendiamine				[19451-95-7]
C ₆ HClF ₁₁ NO	(348-371)	32.3	(359)	A	[87/5]
	N-[1-chloro-2,2,2-trifluoro-1-(trifluoromethyl)ethyl]-2,2,3,3,3-pentafluoropropanamide	40.8	(381)		[52225-62-4] [74/24]
C ₆ HCl ₂ N ₃ O ₆	1,3-dichloro-2,4,6-trinitrobenzene				[1630-09-7]
	(504-563)	46.9	(519)	A	[87/5][72/20]
C ₆ HCl ₃ F ₈ O ₂	(504-533)	80.4			[68/14]
	octafluoro-3,5,6-trichlorohexanoic acid				[2106-54-9]
C ₆ HCl ₅	(373-505)	64.2	(388)	A	[87/5][72/20] [57/17]
	pentachlorobenzene				[608-93-5]
C ₆ HCl ₅ O		66.0	(357)		[99/20]
	(413-453)	67.7	(298)	GC	[94/22]
	(371-549)	62.1	(386)	A	[87/5][47/5]
C ₆ HF ₅	pentachlorophenol				[87-86-5]
	(463-507)	69.0	(478)	A	[87/5][72/20]
C ₆ HF ₅ O	pentafluorobenzene				[363-72-4]
	(358-397)	33.5	(373)	A	[87/5]
	(393-479)	32.6	(408)	A	[87/5]
	(473-531)	32.2	(488)	A	[87/5]
	(290-510)	36.2	(298)		[82/11][91/2]
	(322-368)	34.8	(337)		[87/5][68/10]
	(373-530)	32.0	(388)	EB	[66/11]
	(298-356)	35.7	(313)		[64/16]
C ₆ HF ₅ O	(298-358)	35.7	(313)		[46/5][84/9]
	pentafluorophenol				[771-61-9]
C ₆ HF ₁₂ NO	(323-455)	52.2±0.4	(298)	EB	[97/6]
	(378-428)	44.2	(393)	A	[87/5][68/10]
C ₆ HF ₁₂ NOS	2,2,3,3,3-pentafluoro-N-[1,2,2,-tetrafluoro-1-(trifluoromethyl)ethyl]-propanamide				[52225-64-6]
		41.3	(368)		[74/24]
C ₆ H ₂ BrCl ₃ O	2,2,2-trifluoro-N-[(trifluoromethyl)thio]ethanimidic acid, 2,2,2-trifluoro-1-(trifluoromethyl)ethyl ether				[62067-08-7]
		33.6	(364)	I	[77/18]
C ₆ H ₂ ClN ₃ O ₆	3-bromo-2,4,6-trichlorophenol				[87/5][47/5]
	(385-579)	67.1	(400)	A	[88-88-0]
C ₆ H ₂ Cl ₃ F	1-chloro-2,4,6-trinitrobenzene				[87/5][68/14]
	(473-543)	63.1	(488)	A	[36556-33-9]
C ₆ H ₂ Cl ₃ NO ₂	1-fluoro-2,4,6-trichlorobenzene				[87/5]
	(344-489)	41.1	(359)	A	[89-69-0]
C ₆ H ₂ Cl ₄	2,4,5-trichloro-1-nitrobenzene				[87/5]
	(427-560)	56.7	(442)	A	[634-66-2]
C ₆ H ₂ Cl ₄	1,2,3,4-tetrachlorobenzene				[94/22]
	(413-453)	60.1	(298)	GC	[87/5][47/5]
	(341-527)	56.7	(356)	A	[634-90-2]
C ₆ H ₂ Cl ₄	1,2,3,5-tetrachlorobenzene				[94/22]
	(413-453)	60.7	(298)	GC	[87/5][47/5]
C ₆ H ₂ Cl ₄	(331-519)	51.1	(346)	A	[95-94-3]
	1,2,4,5-tetrachlorobenzene				[94/22]
C ₆ H ₂ Cl ₄ O	(413-453)	60.7	(298)	GC	[87/5][47/5]
	(419-518)	52.0	(434)	A	[58-90-2]
C ₆ H ₂ Cl ₄ O ₂	2,3,4,6-tetrachlorophenol				[87/5][47/5]
	(373-548)	64.8	(388)	A	[1198-55-6]
C ₆ H ₂ F ₄	3,4,5,6-tetrachloro-1,2-benzenediol				[99/13]
	(293-323)	77.9	(308)	CGC	[551-62-2]
C ₆ H ₂ F ₄	1,2,3,4-tetrafluorobenzene				[84/9][91/2]
	(300-390)	37.5	(298)		[87/5][75/27]
	(300-392)	36.8	(315)	A	[84/9]
C ₆ H ₂ F ₄	(279-323)	37.0	(294)	MM	[87/5][69/9]
	1,2,3,5-tetrafluorobenzene				[2367-82-0]
	(385-416)	32.4	(400)	A	[87/5]
	(290-380)	36.0	(298)		[84/9][91/2]

TABLE 6. Enthalpies of vaporization of organic compounds, 1880–2002—Continued

Molecular formula	Compound (Temperature range/K)	$\Delta_{\text{vap}}H_m$ (kJ mol ⁻¹)	Mean temperature (T_m /K)	Method	CAS registry number Reference
	(287-382)	36.0	(302)	A	[87/5][75/27] [84/9]
C ₆ H ₂ F ₄	(279-323)	36.0	(294)	MM	[87/5][69/9] [327-54-8]
	1,2,4,5-tetrafluorobenzene				[84/9][91/2]
	(290-390)	37.2	(298)		
	(390-488)	33.1	(405)	A	[87/5]
	(488-543)	32.6	(503)	A	[87/5]
	(293-390)	36.8	(308)	A	[87/5][75/27] [89/4]
C ₆ H ₂ F ₁₂ O	1,1,1,2,2,3,3,3-heptafluoro-3-(2,2,3,3,3-pentafluoropropoxy)-propane				[176310-30-8]
	(288-344)	34.8	(303)	I	[02/19]
C ₆ H ₂ F ₁₂ O ₃ S	<i>bis</i> (1,1,1,3,3,3-hexafluoro-2-propanol) sulfite				[53517-89-9] [75/43]
		42.4			
C ₆ H ₂ F ₁₄ NP	amino <i>bis</i> (heptafluoropropyl)phosphine				[59/21]
	(293-393)	38.7	(343)		
C ₆ H ₃ BrCl ₂ O	2-bromo-4,6-dichlorophenol				[45524-77-0]
	(357-541)	58.6	(372)	A	[87/5][47/5] [97-00-7]
C ₆ H ₃ ClN ₂ O ₄	1-chloro-2,4-dinitrobenzene				[87/5]
	(430-590)	80.5	(445)	A	[99-54-7]
C ₆ H ₃ Cl ₂ NO ₂	3,4-dichloro-1-nitrobenzene				[87/5]
	(417-515)	55.5	(432)	A	[120-82-1] [99/20]
C ₆ H ₃ Cl ₃	1,2,4-trichlorobenzene				
		55.8	(290)		
	(391-490)	49.5	(406)	EB	[98/8]
	(413-453)	57.6	(298)	GC	[94/22]
		55.5 ± 0.1	(298)	C	[87/13]
	(279-298)	47.0	(288)	RG	[49/11]
	(311-486)	49.3	(326)		[47/5]
C ₆ H ₃ Cl ₃	1,2,3-trichlorobenzene				[87-61-6] [99/20]
		54.5	(325)		
	(413-453)	57.2	(298)	GC	[94/22]
	(258-313)	54.3		GC	[94/23]
	(293-383)	53.5	(308)	A	[87/5]
	(313-492)	47.4	(328)	A	[87/5][47/5] [108-70-3]
C ₆ H ₃ Cl ₃	1,3,5-trichlorobenzene				
		50.3 ± 0.1	(375)	DM	[01/8]
	(338-415)	51.7	(337)		[99/20]
	(413-453)	59.0	(298)	GC	[94/22]
	(336-482)	48.8	(351)	A	[87/5][47/5] [95-95-4]
C ₆ H ₃ Cl ₃ O	2,4,5-trichlorophenol				
	(345-525)	54.5	(360)	A	[87/5][47/5]
C ₆ H ₃ Cl ₃ O	2,4,6-trichlorophenol				[88-06-2]
	(349-519)	58.8	(364)	A	[87/5][47/5]
C ₆ H ₃ Cl ₃ O ₂	3,4,5-trichloro-1,2-benzenediol				[56961-20-7] [99/13]
	(293-323)	79.3	(308)	CGC	
C ₆ H ₃ F ₃	1,3,5-trifluorobenzene				[372-38-3]
		33.9	(298)		[84/9][91/2]
	(279-350)	34.5	(294)	A, MM	[87/5][69/9] [72/20]
C ₆ H ₃ F ₉ O ₂	trifluoroacetic acid, 2,2,2-trifluoro-1-methyl-1-(trifluoromethyl)ethyl ester				[42031-16-3] [73/20]
		33.5	(338)	HG	
C ₆ H ₃ F ₉ O ₂	acetic acid, 2,2,2-trifluoro-1,1- <i>bis</i> (trifluoromethyl)ethyl ester				[24165-09-1] [87/5][75/22]
	(273-328)	40.1	(288)	A	
C ₆ H ₃ F ₁₀ NS	2,2,2-trifluoro-N-[1,2,2,2-tetrafluoro-1-(trifluoromethyl)ethyl]-ethanimidothioic acid, methyl ester				[54120-08-0] [75/20]
		31.6	(383)		
C ₆ H ₃ F ₁₁ O	1,1,1,2,2,3,3-heptafluoro-3-(2,2,3,3-tetrafluoropropoxy)propane				[176310-29-5] [02/19]
	(288-357)	37.2	(303)	I	
C ₆ H ₃ F ₁₁ O	1,1,1,2,2,3,3,4,4,5,5-undecafluoro-5-methoxypentane				[181214-74-4] [02/19]
	(288-358)	36.6	(303)	I	
C ₆ H ₃ F ₁₁ O	1,1,1,2,3,3,4,4-octafluoro-4-methoxy-2-(trifluoromethyl)butane				[203783-56-6] [02/19]
	(288-357)	36.0	(303)	I	
C ₆ H ₃ F ₁₁ O	1,1,1,2,3,3-hexafluoro-3-(2,2,3,3,3-pentafluoropropoxy)propane				[290-28-8] [02/19]
	(293-360)	38.4	(308)	I	
C ₆ H ₃ N ₃ O ₆	1,2,3-trinitrobenzene				[603-13-4]

TABLE 6. Enthalpies of vaporization of organic compounds, 1880–2002—Continued

Molecular formula	Compound (Temperature range/K)	$\Delta_{\text{vap}}H_m$ (kJ mol ⁻¹)	Mean temperature (T_m /K)	Method	CAS registry number Reference
	(523–573)	60.3	(538)	A	[87/5][68/14] [72/20]
C ₆ H ₃ N ₃ O ₆	1,2,4-trinitrobenzene (523–573)	82.6	(538)	A	[610-31-1] [87/5][68/14] [72/20]
C ₆ H ₃ N ₃ O ₆	1,3,5-trinitrobenzene (475–585)	70.3	(490)	A	[99-35-4] [87/5][68/14] [72/20]
C ₆ H ₃ N ₃ O ₇	2,4,6-trinitrophenol (picric acid) (468–598)	106.4	(483)	A	[88-89-1] [87/5]
C ₆ H ₄ BrCl	1-bromo-3-chlorobenzene (252–469)	52.2	(267)	A	[108-37-2] [87/5][72/20]
C ₆ H ₄ BrCl	1-bromo-4-chlorobenzene (333–470)	49.1	(348)	A	[106-39-8] [87/5]
	(305–470)	49.7	(320)		[47/5]
C ₆ H ₄ Br ₂	1,2-dibromobenzene (388–568)	50.1	(403)	A	[583-53-9] [87/5][72/20]
C ₆ H ₄ Br ₂	1,3-dibromobenzene (417–500)	48.3	(432)	A	[108-36-1] [87/5]
C ₆ H ₄ Br ₂	1,4-dibromobenzene (373–493)	49.9	(388)	A	[106-37-6] [87/5][72/20]
C ₆ H ₄ ClF	1-chloro-3-fluorobenzene (273–403)	37.4	(288)	A	[625-98-9] [87/5]
C ₆ H ₄ ClI	1-chloro-4-iodobenzene (333–500)	56.5	(348)	A	[352-33-0] [87/5]
C ₆ H ₄ ClNO ₂	1-chloro-2-nitrobenzene (420–516)	52.1	(435)	EB	[88-73-3] [84/21]
C ₆ H ₄ ClNO ₂	1-chloro-3-nitrobenzene (414–506)	51.5	(429)	EB	[121-73-3] [84/21]
C ₆ H ₄ ClNO ₂	1-chloro-4-nitrobenzene (385–515)	51.3	(400)	A	[100-00-5] [87/5]
C ₆ H ₄ Cl ₂	1,2-dichlorobenzene				[95-50-1]
		51.2	(256)		[99/20]
	(363–454)	44.5	(376)	EB	[98/8]
	(256–287)	50.8	(271)		[96/19]
	(413–453)	50.9	(298)	GC	[94/22]
	(258–313)	51.2		GC	[94/23]
	(373–453)	44.0	(388)	A	[87/5]
	(360–450)	49.9	(298)		[84/9][91/2]
	(301–343)	50.0	(322)	GS	[82/1]
C ₆ H ₄ Cl ₂	1,3-dichlorobenzene				[541-73-1]
		50.4	(248)		[99/20]
	(357–448)	44.1	(372)	EB	[98/8]
	(250–274)	50.0	(262)		[96/19]
	(413–453)	53.9	(298)	GC	[94/22]
	(360–450)	47.0	(298)		[84/9][91/2]
	(348–513)	44.7	(363)		[87/5][72/20]
C ₆ H ₄ Cl ₂	1,4-dichlorobenzene				[106-46-7]
		46.4	(326)		[99/20]
	(358–448)	44.2	(373)	EB	[98/8]
	(413–453)	54.8	(298)	GC	[94/22]
	(258–313)	U35.0		GC	[94/23]
	(341–448)	45.0	(356)	A	[87/5]
	(370–450)	47.8	(298)		[84/9][91/2]
C ₆ H ₄ Cl ₂ O	2,4-dichlorophenol (326–483)	60.8	(341)	A	[128-83-2] [87/5][47/5] [75/17]
C ₆ H ₄ Cl ₂ O	2,6-dichlorophenol (333–493)	57.9	(348)	A	[87-65-0] [87/5][47/5]
C ₆ H ₄ Cl ₂ O ₂	4,5-dichloro-1,2-benzenediol (293–323)	70.5	(308)	CGC	[3428-24-8] [99/13]
C ₆ H ₄ Cl ₂ O ₃	vinyl mucochlorate (273–333)	63.9	(288)	A	[87/5]
C ₆ H ₄ Cl ₃ N	2,4,6-trichloroaniline				[634-93-5]

TABLE 6. Enthalpies of vaporization of organic compounds, 1880–2002—Continued

Molecular formula	Compound (Temperature range/K)	$\Delta_{\text{vap}}H_m$ (kJ mol ⁻¹)	Mean temperature (T_m /K)	Method	CAS registry number Reference
C ₆ H ₄ F ₂	(407–535)	92.9	(422)	A	[87/5][47/5]
	1,2-difluorobenzene				[367-11-3]
	(300–400)	36.2	(298)		[84/9][91/2]
	(304–403)	35.5	(319)	EB	[63/23][84/9]
		34.6±0.1	(327)	C	[63/23]
C ₆ H ₄ F ₂		33.5±0.1	(345)	C	[63/23]
		32.2±0.1	(367)	C	[63/23]
	1,3-difluorobenzene				[372-18-9]
	(310–400)	34.6	(298)		[80/11][91/2]
C ₆ H ₄ F ₂	1,4-difluorobenzene				[540-36-3]
C ₆ H ₄ F ₁₀ O	(300–400)	35.8	(298)		[80/11][91/2]
	1,1,1,2,3,3-hexafluoro-3-(2,2,3,3-tetrafluoropropoxy)propane				[65064-78-0]
C ₆ H ₄ INO ₂	(293–379)	42.3	(308)	I	[02/19]
	2-iodo-1-nitrobenzene				[609-73-4]
C ₆ H ₄ I ₂	(433–563)	59.9	(448)	A	[87/5]
	1,4-diiodobenzene			A	[624-38-4]
C ₆ H ₄ N ₂	(402–560)	52.6	(417)		[87/5]
	nicotinic acid nitrile				[100-54-9]
C ₆ H ₄ N ₂ O ₄	(453–479)	45.0	(466)	A	[87/5][72/20]
	1,2-dinitrobenzene				[528-29-0]
C ₆ H ₄ N ₂ O ₄	(454–593)	60.0	(469)	A	[87/5][72/20]
	1,3-dinitrobenzene				[99-65-0]
C ₆ H ₄ N ₂ O ₄	(336–379)	96.7	(351)	A	[87/5]
	1,4-dinitrobenzene				[100-25-4]
C ₆ H ₄ O ₂	(445–572)	60.3	(460)	A	[87/5][72/20]
	1,4-benzoquinone				[106-51-4]
C ₆ H ₄ S ₄	(388–402)	47.8	(395)	A	[87/5]
	tetrathiafulvene				[31366-25-3]
C ₆ H ₅ Br	(331–355)	95.3	(343)		[99/16]
	bromobenzene				[108-86-1]
	(330–430)	44.8	(298)		[84/9][91/2]
		44.0	(293)	C	[75/37]
	(333–463)	42.3	(348)	A	[87/5][72/20]
C ₆ H ₅ BrO		44.5±0.1	(298)	C	[68/1]
	(329–427)	42.4	(344)		[55/22]
	2-bromophenol				[95-56-7]
		50.2			[86/10]
C ₆ H ₅ BrO					[591-20-8]
	3-bromophenol				[87/5]
	(410–510)	73.5	(425)	A	[86/10]
C ₆ H ₅ BrO		55.2			[106-41-2]
	4-bromophenol				[87/5]
	(390–511)	58.8	(405)	A	[86/10]
C ₆ H ₅ BrS		58.6			[86/10]
	2-bromobenzenethiol				[6320-02-1]
C ₆ H ₅ BrS		50.6			[86/10]
	3-bromobenzenethiol				[86/10]
C ₆ H ₅ BrS		51.1			[106-53-6]
	4-bromobenzenethiol				[86/10]
C ₆ H ₅ Cl		52.3			[108-90-7]
	chlorobenzene				[95/21]
	(313–353)	40.3	(298)	CGC	[94/22]
	(413–453)	43.9	(298)	GC	[94/23]
	(258–313)	48.1		GC	[89/16]
		40.6±0.3		GC	[87/5]
	(405–597)	35.4	(420)	A	[84/9][91/2]
	(335–405)	41.0	(298)		[68/1]
		41.0±0.1	(298)	C	[87/5][52/18]
	(333–405)	38.8	(348)		[84/9]
C ₆ H ₅ ClO	(253–303)	37.3	(278)	ME	[40/12]
	2-chlorophenol				[95-57-8]
	(337–447)	47.0	(352)		[95/12]
		45.2			[66/10]
	(354–448)	47.2	(369)		[87/5]

TABLE 6. Enthalpies of vaporization of organic compounds, 1880–2002—Continued

Molecular formula	Compound (Temperature range/K)	$\Delta_{\text{vap}}H_m$ (kJ mol ⁻¹)	Mean temperature (T_m /K)	Method	CAS registry number Reference
C ₆ H ₅ ClO	(333–449)	50.1	(348)	A	[87/5][74/15]
	(285–447)	45.2	(300)		[47/5]
C ₆ H ₅ ClO	3-chlorophenol				[108-43-0]
		52.3			[86/10]
C ₆ H ₅ ClO	(317–487)	53.1	(332)	A	[87/5][47/5]
	4-chlorophenol				[106-48-9]
C ₆ H ₅ ClS	(373–493)	60.6	(388)	A	[87/5]
		54.0			[86/10]
C ₆ H ₅ ClS	(323–493)	52.8	(338)		[47/5]
	2-chlorobenzenethiol				[6320-03-2]
C ₆ H ₅ ClS		47.7			[86/10]
	3-chlorobenzenethiol				[2037-31-2]
C ₆ H ₅ ClS		48.5			[86/10]
	4-chlorobenzenethiol				[106-54-7]
C ₆ H ₅ ClO ₂		48.5			[86/10]
	4-chloro-1,2-benzenediol				[2138-22-9]
C ₆ H ₅ ClO ₂ S	(293–323)	70.2	(308)	CGC	[99/13]
	benzenesulfonyl chloride				[98-09-9]
C ₆ H ₅ Cl ₂ N	(339–524)	54.4	(354)		[99/16]
	(338–525)	57.2	(353)	A	[87/5][47/5]
C ₆ H ₅ Cl ₂ N	3,4-dichloroaniline				[95-76-1]
	(420–545)	58.6	(435)	A	[87/5]
C ₆ H ₅ Cl ₂ O ₂ P	phenyl dichlorophosphate				[770-12-7]
	(339–513)	63.6	(354)	A	[87/5][47/5]
C ₆ H ₅ F	fluorobenzene				[462-06-6]
	(358–530)	31.9	(373)	A	[87/5]
	(373–419)	31.8	(388)	A	[87/5]
	(414–501)	31.0	(429)	A	[87/5]
	(497–561)	30.9	(512)	A	[87/5]
	(255–360)	34.5	(298)		[84/9][91/2]
	(312–394)	33.6	(327)	EB	[87/5][56/19]
		33.5±0.1	(318)	C	[56/19]
		32.4±0.1	(337)	C	[56/19]
		31.2±0.1	(358)	C	[56/19]
C ₆ H ₅ FO		29.7±0.1	(382)	C	[56/19]
	3-fluorophenol				[372-20-3]
C ₆ H ₅ FO	(373–451)	50.3	(388)	A	[87/5]
	4-fluorophenol				[371-41-5]
C ₆ H ₅ F ₈ NOS	(360–460)	48.8	(375)	A	[87/5]
	1-(ethylimino)-2,2,3,3,4,4,5,5-octafluoro-1,1,2,3,4,5-hexahydro-thiophene-1-oxide				[77984-30-6]
C ₆ H ₅ F ₉ O		31.4	(333)		[81/15]
	1-ethoxy-1,1,2,2,3,3,4,4,4-nonafluorobutane				[163702-05-4]
C ₆ H ₅ I	(293–350)	34.2	(308)	I	[02/19]
	iodobenzene				[591-50-4]
C ₆ H ₅ I	(313–353)	47.4	(298)	CGC	[95/21]
	(462–679)	41.1	(477)	A	[87/5]
C ₆ H ₅ I	(320–460)	48.9	(298)		[84/9][91/2]
	(273–358)	51.4	(288)	A	[87/5][72/20]
C ₆ H ₅ NO ₂	(358–543)	46.0	(373)	A	[87/5][72/20]
	nitrobenzene				[98-95-3]
C ₆ H ₅ NO ₂	(313–353)	54.5	(298)	CGC	[95/21]
	(291–305)	56.1±1.7	(298)	ME	[71/10]
C ₆ H ₅ NO ₂		55.0	(298)		[71/9]
	(279–296)	54.7	(287)	A	[87/5][72/20]
C ₆ H ₅ NO ₃					[60/18]
	(407–483)	48.5	(422)		[52/19][84/9]
C ₆ H ₅ NO ₃	(369–481)	48.9	(425)		[33/15]
	2-nitrophenol				[88-75-5]
C ₆ H ₅ N ₃	(366–490)	55.9	(381)	A	[87/5]
	(322–357)	54.4	(337)	A	[47/5]
C ₆ H ₅ N ₃	phenyl azide				[622-37-3]
	(348–368)	45.2	(358)	A	[87/5][72/20]
C ₆ H ₆	benzene				[71-43-2]
	(305–345)	33.2	(320)		[02/45]

TABLE 6. Enthalpies of vaporization of organic compounds, 1880–2002—Continued

Molecular formula	Compound (Temperature range/K)	$\Delta_{\text{vap}}H_m$ (kJ mol ⁻¹)	Mean temperature (T_m /K)	Method	CAS registry number Reference
	(258–313)	35.6		GC	[94/23]
	(296–377)	33.5	(311)	EB	[90/7]
		33.9±0.2		GC	[89/16]
		33.4	(307)	C	[88/19]
		33.1	(314)	C	[88/19]
		32.4	(324)	C	[88/19]
		31.9	(332)	C	[88/19]
		31.4	(344)	C	[88/19]
		30.6	(353)	C	[88/19]
	(279–377)	34.4	(294)	A	[87/5]
	(353–422)	31.5	(368)	A	[87/5]
	(420–502)	30.2	(435)	A	[87/5]
	(501–562)	30.3	(516)	A	[87/5]
		30.8	(352)		[83/12]
		30.5	(361)		[83/12]
		30.2	(366)		[83/12]
	(313–373)	35.3	(343)		[83/8]
		31.0	(350)		[77/30]
		33.8±0.1	(298)	C	[73/13]
		33.0±0.1	(313)	C	[73/13]
		32.2±0.1	(328)	C	[73/13]
		31.8±0.1	(333)	C	[73/13]
		31.4±0.1	(343)	C	[73/13]
		30.9±0.1	(353)	C	[73/13]
		32.6±0.4	(313)	DSC	[71/23]
		32.5±0.5	(328)	DSC	[71/23]
		33.9	(298)		[71/28]
		31.6±0.4	(345)	DSC	[71/23]
		34.1	(293)		[49/20]
	(284–354)	34.1	(299)		[49/6]
		33.8	(298)	C	[47/7]
	(282–354)	34.1	(297)		[46/4]
		31.2	(294)		[46/8]
	(288–354)	34.1	(303)	MM	[45/2]
	(298–373)	33.4	(313)	EB	[41/9]
	(273–348)	34.5	(288)		[40/5]
		34.0	(298)		[27/3]
C ₆ D ₆	benzene—d ₆ (283–352)	34.2	(298)		[1076-43-3] [53/10]
C ₆ H ₆	1,5-hexadien-3-yne (223–357)	40.4	(238)	A	[87/5] [821-08-9]
C ₆ H ₆	1,3-hexadien-5-yne (223–303)	44.0	(238)	A	[10420-90-3] [87/5]
C ₆ H ₆	2,4-hexadiyne (364–408)	42.5	(298)	EB	[2809-69-0] [86/1]
C ₆ H ₆ ClN	2-chloroaniline (397–482)	50.7	(412)	A	[95-51-2] [87/5]
	(287–336)	58.2±1.4	(311)	TE, ME	[85/11]
	(294–330)	57.1±1.0	(312)	TE, ME	[85/11]
C ₆ H ₆ ClN	3-chloroaniline (398–573)	53.6	(413)	A	[108-42-9] [87/5][72/20]
	(292–346)	60.3±0.6	(319)	TE, ME	[85/11]
	(304–342)	61.0±0.8	(323)	TE, ME	[85/11]
C ₆ H ₆ ClN	4-chloroaniline (363–505)	52.2	(378)	A	[106-47-8] [87/5]
C ₆ H ₆ Cl ₄	α-3,4,5,6-tetrachlorocyclohexene (353–399)	58.0	(368)	A	[41992-55-6] [87/5]
C ₆ H ₆ Cl ₆	α-hexachlorocyclohexane (343–453)	68.5	(398)	GC	[319-84-6] [90/2]
C ₆ H ₆ Cl ₆	β-hexachlorocyclohexane (343–453)	70.5	(398)	GC	[58-69-9] [90/2]
C ₆ H ₆ F ₈ O	1,1,2,2,3,3,4,4-octafluoro-5-methoxypentane (293–396)	44.8	(308)	I	[77527-96-9] [02/19]
C ₆ H ₆ F ₉ N ₃ S	N-[N,N'-dimethyl-S-(trifluoromethyl)sulfonodiimidoyl]-1,1,1,3,3,3-hexafluoro-2-propanimine				[63265-76-9]

TABLE 6. Enthalpies of vaporization of organic compounds, 1880–2002—Continued

Molecular formula	Compound (Temperature range/K)	$\Delta_{\text{vap}}H_m$ (kJ mol ⁻¹)	Mean temperature (T_m /K)	Method	CAS registry number Reference
C ₆ H ₆ N ₂	3-hexenedinitrile (353–448)	32.6	(426)	I	[77/15] [1119-85-3]
		49.4	(368)	A	[87/5]
C ₆ H ₆ N ₂ O ₂	2-nitroaniline (423–553)	59.3	(438)	A	[88-74-4] [87/5]
		64.8	(392)		[47/5]
C ₆ H ₆ N ₂ O ₂	3-nitroaniline (443–578)	64.9	(458)	A	[99-09-2] [87/5]
C ₆ H ₆ N ₂ O ₂	4-nitroaniline (473–538)	77.9	(488)	A	[100-01-6] [87/5]
		70.0	(430)		[47/5]
					[108-95-2]
C ₆ H ₆ O	phenol (363–391)	53.2	(378)	EB	[01/17]
		58.8	(298)	CGC	[95/21]
		49.5	(470)	A	[87/5]
		57.4	(329)	A	[87/5]
		50.9	(402)	A	[87/5]
		46.8	(464)	A	[87/5]
		43.8	(535)	A	[87/5]
		51.1			[86/10]
		51.3	(398)	EB, GS	[87/5][60/4] [72/20]
		51.4	(395)		[49/1][84/9]
		48.1	(434)		[39/4]
C ₆ H ₆ O ₂	1,2-dihydroxybenzene (catechol) (395–519)	63.1	(410)	A	[120-80-9] [87/5]
		61.2	(393)	GC	[75/24]
					[108-46-3]
C ₆ H ₆ O ₂	1,3-dihydroxybenzene (resorcinol) (419–550)	74.3	(434)	A	[87/5]
		74.3	(407)	GC	[87/5][75/24]
C ₆ H ₆ O ₂	1,4-dihydroxybenzene (hydroquinone) (448–559)	70.5	(463)	A	[123-31-9] [87/5]
C ₆ H ₆ O ₃	1,2,3-trihydroxybenzene (425–582)	69.5	(440)	A	[87-66-1] [87/5][55/9]
C ₆ H ₆ O ₄	butynedioic acid, dimethyl ester (273–460)	56.3	(288)	A	[87/5][72/20]
C ₆ H ₆ S	benzenethiol (thiophenol) (333–471)	45.9	(348)		[108-98-5] [99/16]
		43.5			[86/10]
		43.1	(400)	A, EB	[87/5][66/5] [56/13]
		43.8±0.1	(375)	C	[56/13]
		42.6±0.1	(395)	C	[56/13]
		41.8±0.1	(407)	C	[56/13]
		41.3±0.1	(417)	C	[56/13]
C ₆ H ₇ Cl ₃ OS	(324–440)	44.3	(339)		[55/9][84/9]
	2,3,3-trichloro-2-propenethioic acid, O-propyl ester (383–433)	69.4		GC	[76619-93-7] [80/24]
C ₆ H ₇ N	3-methylenecyclobutanecarbonitrile (348–435)	45.9	(366)	BG	[15760-35-7] [71/2]
C ₆ H ₇ N	bicyclo[2.1.0]pentane-1-carbonitrile (332–390)	41.8	(343)	BG	[31357-71-8] [71/2]
C ₆ H ₇ N	aniline (350–499)	51.0±0.2	(360)	EB	[62-53-3] [02/14]
		48.0±0.2	(400)	EB	[02/14]
		45.2±0.2	(440)	EB	[02/14]
		42.2±0.4	(480)	EB	[02/14]
		45.8	(444)		[92/1]
		52.2	(288)	A	[87/5]
		53.6	(319)	A	[87/5]
		48.6	(388)	A	[87/5]
		46.3	(470)	A	[87/5]
		51.4	(350)		[79/23]
		54.0	(319)		[62/7]

TABLE 6. Enthalpies of vaporization of organic compounds, 1880–2002—Continued

Molecular formula	Compound (Temperature range/K)	$\Delta_{\text{vap}}H_m$ (kJ mol ⁻¹)	Mean temperature (T_m /K)	Method	CAS registry number Reference	
C ₆ H ₇ N	2-methylpyridine	53.0	(333)	C	[62/7]	
	(308–441)	41.2±0.1	(320)	EB	[109-06-8] [99/24]	
	(308–441)	38.8±0.1	(360)	EB	[99/24]	
	(308–441)	36.4±0.1	(400)	EB	[99/24]	
	(308–441)	33.7±0.3	(440)	EB	[99/24]	
	(323–373)	43.6	(298)	CGC	[95/21]	
	(292–403)	42.0	(307)	EB	[90/6]	
	(209–245)	46.9	(230)	A	[87/5]	
	(429–537)	36.5	(444)	A	[87/5]	
	(521–621)	35.4	(536)	A	[87/5]	
		42.5±0.1	(298)	C	[84/4]	
		41.6±0.1	(313)	C	[84/4]	
		40.7±0.1	(328)	C	[84/4]	
		39.8±0.1	(343)	C	[84/4]	
		38.3±0.1	(368)	C	[84/4]	
	(352–445)	39.1	(367)	EB, IPM	[87/5][68/4]	
	(352–442)	39.1	(367)	EB	[87/5][63/11]	
		38.8±0.1	(359)	C	[63/11]	
		37.7±0.1	(379)	C	[63/11]	
		36.2±0.1	(402)	C	[63/11]	
(337–403)	39.8	(352)	MG	[53/4]		
C ₆ H ₇ N	3-methylpyridine				[108-99-6]	
	(314–457)	43.2±0.1	(320)	EB	[99/24]	
	(314–457)	40.9±0.1	(360)	EB	[99/24]	
	(314–457)	38.6±0.1	(400)	EB	[99/24]	
	(314–457)	36.1±0.2	(440)	EB	[99/24]	
	(374–458)	40.1	(389)	A	[87/5]	
	(450–570)	37.7	(465)	A	[87/5]	
	(561–645)	36.8	(576)	A	[87/5]	
		44.6±0.1	(298)	C	[84/4]	
		43.6±0.1	(313)	C	[84/4]	
		42.7±0.1	(328)	C	[84/4]	
		42.0±0.1	(343)	C	[84/4]	
		40.4±0.1	(368)	C	[84/4]	
	(347–458)	41.3	(362)	EB, IPM	[87/5][68/4]	
	(347–458)	41.3	(362)	EB	[87/5][63/12]	
		40.2±0.1	(372)	C	[63/12]	
		38.9±0.1	(393)	C	[63/12]	
		37.4±0.1	(417)	C	[63/12]	
	(354–418)	41.0	(369)	MG	[53/4]	
	C ₆ H ₇ N	4-methylpyridine				[108-89-4]
(328–459)		43.4±0.1	(320)	EB	[99/24]	
(328–459)		41.1±0.1	(360)	EB	[99/24]	
(328–459)		38.8±0.1	(400)	EB	[99/24]	
(328–459)		36.2±0.2	(440)	EB	[99/24]	
(323–373)		44.7	(298)	CGC	[95/21]	
(348–460)		41.4	(363)	A	[87/5]	
(348–347)		42.1	(347)	A	[87/5]	
(381–460)		40.0	(396)	A	[87/5]	
(452–573)		37.9	(467)	A	[87/5]	
(564–646)		37.2	(579)	A	[87/5]	
		44.9±0.1	(298)	C	[84/4]	
		43.9±0.1	(313)	C	[84/4]	
		42.9±0.1	(328)	C	[84/4]	
		42.1±0.1	(343)	C	[84/4]	
		44.8±0.1	(298)	C	[81/8]	
(348–459)		41.4	(363)	EB, IPM	[87/5][68/4]	
(350–418)		41.3	(365)	MG	[53/4]	
C ₆ H ₇ N		2-cyclopentene-1-carbonitrile				[26555-56-5]
			44.9±0.1	(298)	C	[70/21]
C ₆ H ₇ NO	2-methoxypyridine				[1628-89-3]	
	(304–338)	40.5	(319)	A	[87/5]	
C ₆ H ₇ NO	1-methyl-2(1 <i>H</i>)-pyridone				[694-85-9]	

TABLE 6. Enthalpies of vaporization of organic compounds, 1880–2002—Continued

Molecular formula	Compound (Temperature range/K)	$\Delta_{\text{vap}}H_m$ (kJ mol ⁻¹)	Mean temperature (T_m /K)	Method	CAS registry number Reference
C ₆ H ₇ NS	(353–399)	60.2	(368)	A	[87/5]
	4-(methylthio)pyridine (346–383)	55.8	(361)	A	[22581-72-2] [87/5]
C ₆ H ₈	<i>cis</i> , anti, <i>cis</i> -tricyclo[3.1.0.0 ^{2,4}]hexane (273–329)	30.6	(293)		[79/3]
	(273–329)	29.7	(313)		[79/3]
C ₆ H ₈	1,3-cyclohexadiene (307–364)	32.6	(322)	A, EB	[592-57-4] [87/5][73/12]
	(304–322)	32.4	(313)	MM	[74/4]
C ₆ H ₈	1,4-cyclohexadiene (304–360)	34.0	(319)	A	[628-41-1] [87/5]
	(304–322)	33.9	(313)	MM	[74/4]
C ₆ H ₈	<i>cis</i> 1,3,5-hexatriene (306–323)	33.3	(314)	A, MM	[2612-46-6] [87/5][74/4]
C ₆ H ₈ ClN	3-methylpyridine hydrochloride (420–471)	68.7	(435)	A	[14401-92-4] [87/5]
C ₆ H ₈ ClN	4-methylpyridine hydrochloride (437–473)	64.7	(452)	A	[14401-93-5] [87/5]
C ₆ H ₈ Cl ₂ O ₄	ethylene glycol, <i>bis</i> chloroacetate (385–557)	73.9	(400)	A	[6941-69-1] [87/5][47/5]
C ₆ H ₈ N ₂	2,5-dimethylpyrazine (303–411)	44.5	(357)		[123-32-0] [95/4]
	adiponitrile (348–523)	58.7	(363)	A	[111-69-3] [87/5]
C ₆ H ₈ N ₂	2-methylaminopyridine (308–323)	49.0	(316)	A	[4597-87-9] [87/5]
C ₆ H ₈ N ₂	3-methylaminopyridine (313–343)	57.2	(326)	A	[18364-47-1] [87/5]
C ₆ H ₈ N ₂	4-methylaminopyridine (313–343)	54.1	(328)	A	[1121-58-0] [87/5]
C ₆ H ₈ N ₂	1,3-diaminobenzene (372–559)	63.7	(387)	A	[108-45-2] [87/5][47/5]
	phenyl hydrazine (413–518)	57.3	(428)	A	[100-63-0] [87/5][72/20]
C ₆ H ₈ N ₂	(345–517)	59.2	(360)		[47/5]
	(378–465)	57.2	(393)	T	[42/4]
C ₆ H ₈ O	2-cyclohexen-1-one (335–481)	49.5 ± 0.4	(298)	EB	[930-68-7] [97/8]
C ₆ H ₈ O	2,5-dimethylfuran (271–308)	32.3 ± 0.3	(290)	GS	[625-36-3] [98/2]
	(271–308)	31.8 ± 0.3	(298)	GS	[98/2]
C ₆ H ₈ O ₂	methyl bicyclo[1.1.0]butane-1-carboxylate (299–377)	37.3	(318)	BG	[4935-01-7] [71/2]
C ₆ H ₈ O ₃	2,2-dimethylsuccinic acid anhydride (334–493)	57.3	(349)	A	[17347-61-4] [87/5][47/5]
	2-methylglutaric acid anhydride (366–556)	60.7	(381)	A	[31468-33-4] [87/5][47/5]
C ₆ H ₈ O ₄	dimethyl fumarate (361–466)	53.8	(376)	A	[624-49-7] [87/5]
C ₆ H ₈ O ₄	dimethyl maleate (385–421)	52.0	(400)	A	[624-48-6] [87/5]
	(318–478)	53.9	(334)		[47/5]
C ₆ H ₈ S	2,3-dimethylthiophene (353–473)	39.4	(368)	A	[632-16-6] [87/5][72/20]
C ₆ H ₈ S	2,4-dimethylthiophene (323–493)	41.4	(338)	A	[638-00-6] [87/5][72/20]
					[99/16]
C ₆ H ₈ S	2,5-dimethylthiophene (333–374)	39.7	(348)	I, A	[638-02-8] [87/5][71/3]
C ₆ H ₈ S					[99/16]
	3,4-dimethylthiophene (328–478)	41.1	(343)	A	[632-15-5] [87/5][72/20]
C ₆ H ₈ S	2-ethylthiophene				[99/16] [872-55-9]

TABLE 6. Enthalpies of vaporization of organic compounds, 1880–2002—Continued

Molecular formula	Compound (Temperature range/K)	$\Delta_{\text{vap}}H_m$ (kJ mol ⁻¹)	Mean temperature (T_m /K)	Method	CAS registry number Reference
	(333–374)	39.7	(348)	I, A	[87/5][71/3] [99/16]
C ₆ H ₈ S	3-ethylthiophene (318–473)	40.7	(333)	A	[1795-01-3] [87/5][72/20]
C ₆ H ₉ F ₃ O ₂	butyl trifluoroacetate (343–377)	37.8	(358)	A, EB	[367-64-6] [87/5][69/13]
C ₆ H ₉ N	cyclopentanecarbonitrile	48.1±0.1 43.4±0.1	(298) (298)	C	[4254-02-8] [83/6] [73/6]
	(340–418)	40.9 43.5±0.1	(359) (298)	BG C	[71/2] [70/21]
C ₆ H ₉ N	2,5-dimethylpyrrole (373–443)	49.5	(388)	A, IPM, EB	[625-84-3] [87/5][68/4]
C ₆ H ₉ NO ₂	ethyl 2-cyanopropionate (283–323)	58.6±0.3	(298)	GS	[1572-99-2] [95/11]
C ₆ H ₉ P	trivinylphosphine (289–334)	33.7	(304)		[3746-01-8] [57/15][84/9]
C ₆ H ₁₀	<i>cis</i> bicyclo[3.1.0]hexane (273–300)	33.7 33.5±0.4	(286) (298)	A	[285-58-5] [87/5] [70/30]
C ₆ H ₁₀	cyclohexene (312–356)	32.6	(327)		[110-83-8] [01/12]
	(285–357)	33.5±0.5	(298)	EB	[96/4]
	(309–365)	32.7	(324)	A, EB	[87/5][73/12]
	(305–322)	33.1	(308)	MM	[74/4]
		32.7±0.1 32.2±0.1 31.7±0.1 31.2±0.1 30.7±0.1	(313) (323) (333) (343) (353)	C C C C C	[73/13] [73/13] [73/13] [73/13] [73/13]
	(285–357)	33.7	(300)	MM	[50/6]
	(229–292)	32.6	(300)		[41/6]
C ₆ H ₁₀	1-methylcyclopentene	32.6±0.2	(298)	GCC	[693-89-0] [79/17]
	(268–403)	33.4	(283)	A	[87/5][72/20]
C ₆ H ₁₀	3-methylcyclopentene	31.0±0.2	(298)	GCC	[1120-62-3] [79/17]
	(263–392)	32.1	(278)	A	[87/5][72/20]
C ₆ H ₁₀	4-methylcyclopentene (271–403)	33.2	(286)	A	[1759-81-5] [87/5][72/20]
C ₆ H ₁₀	1,3-dimethylcyclobutene (269–296)	31.3	(282)	A	[1489-61-8] [87/5]
C ₆ H ₁₀	2,3-dimethyl-1,3-butadiene (273–342)	32.2	(288)	A	[513-81-5] [87/5][55/3]
C ₆ H ₁₀	<i>trans</i> 1,3-hexadiene (299–319)	32.1	(309)	A, MM	[592-48-3] [87/5][74/4]
C ₆ H ₁₀	<i>trans</i> 1,4-hexadiene (304–323)	30.2	(313)	A, MM	[7319-00-8] [87/5][74/4]
C ₆ H ₁₀	1,5-hexadiene (299–333)	29.4	(314)	A	[592-42-7] [87/5]
	(300–319)	28.6	(308)		[74/4]
	(273–333)	30.5	(288)	A	[87/5][55/3] [72/20]
C ₆ H ₁₀	<i>trans trans</i> 2,4-hexadiene (304–354)	33.2	(319)	A	[5194-51-4] [87/5]
	(305–323)	33.2	(308)	MM	[74/4]
C ₆ H ₁₀	1-hexyne (250–290)	33.5	(270)	MM	[693-02-7] [81/19]
	(237–287)	34.2	(262)	HSA	[81/19]
	(265–391)	33.4	(280)	A	[87/5][72/20]
C ₆ H ₁₀	3-hexyne (253–354)	30.5	(268)	A	[764-35-2] [87/5]
	(253–298)	31.6	(275)	T	[65/13]
C ₆ H ₁₀ Br ₂	<i>trans</i> 1,2-dibromocyclohexane				[7429-37-0]

TABLE 6. Enthalpies of vaporization of organic compounds, 1880–2002—Continued

Molecular formula	Compound (Temperature range/K)	$\Delta_{\text{vap}}H_m$ (kJ mol ⁻¹)	Mean temperature (T_m /K)	Method	CAS registry number Reference	
C ₆ H ₁₀ ClFO ₂	(350–416)	53.3	(365)	A	[87/5]	
	3-fluorobutyric acid, 2-chloroethyl ester (273–333)	60.4	(288)	A	[87/5][72/20]	
C ₆ H ₁₀ ClF ₃ O	2-chloro-1,1,2-trifluoroethyl butyl ether	45.1±0.1	(298)	C	[358-36-1] [84/2]	
		43.9±0.1	(313)	C	[84/2]	
		42.8±0.1	(328)	C	[84/2]	
		41.6±0.1	(343)	C	[84/2]	
C ₆ H ₁₀ Cl ₂	1,1-dichlorocyclohexane (335–444)	43.5	(350)	A	[2108-92-1] [87/5]	
C ₆ H ₁₀ Cl ₂	<i>cis</i> 1,2-dichlorocyclohexane (364–480)	45.8	(379)	A	[10498-35-8] [87/5]	
C ₆ H ₁₀ Cl ₂	<i>trans</i> 1,2-dichlorocyclohexane (344–462)	45.8	(359)	A	[822-86-6] [87/5]	
C ₆ H ₁₀ Cl ₂	1,4-dichlorocyclohexane (353–406)	47.8	(368)	A	[19398-57-3] [87/5]	
C ₆ H ₁₀ Cl ₂ O ₂	isobutyl dichloroacetate (301–456)	51.4	(316)	A	[37079-08-6] [87/5][47/5]	
C ₆ H ₁₀ F ₂ O ₂	3-fluorobutyric acid, 2-fluoroethyl ester (273–333)	54.8	(288)	A	[87/5][72/20]	
C ₆ H ₁₀ O	cyclopentenyl methyl ether (274–313)	42.3±0.8	(294)	GS	[98/2]	
		42.1±0.8	(298)	GS	[98/2]	
C ₆ H ₁₀ O	2,3-dihydro-4-methyl-2 <i>H</i> -pyran (304–392)	38.1	(319)	A	[12655-16-2] [87/5][68/16] [84/9]	
C ₆ H ₁₀ O	methylenetetrahydro-2 <i>H</i> -pyran (339–382)	36.8	(354)	A	[35656-02-1] [87/5]	
C ₆ H ₁₀ O	cyclohexanone (343–383) (343–383) (343–383) (318–428)	46.2	(298)	CGC	[108-94-1] [95/21]	
		46.9	(298)	CGC	[95/21]	
		46.7	(298)	CGC	[95/21]	
		44.0	(333)		[93/2]	
		44.4±0.1	(308)	C	[92/8]	
		44.0±0.1	(313)	C	[92/8]	
		43.4±0.1	(323)	C	[92/8]	
		43.1±0.1	(328)	C	[92/8]	
		42.2±0.1	(338)	C	[92/8]	
		41.8±0.1	(343)	C	[92/8]	
		41.4±0.1	(348)	C	[92/8]	
		42.3±0.2		GC	[89/16]	
		(345–458)	42.2	(360)	EB	[87/7]
		(395–426)	40.4	(410)		[84/19]
		(362–439)	41.5	(377)	A, EB	[87/5][73/12]
C ₆ H ₁₀ O	5-hexen-2-one (317–440) (317–440) (317–440) (317–440) (449–561)	45.1±0.1	(298)	C	[68/17] [38/6]	
		40.3	(286)		[109-49-9]	
		42.1±0.1	(320)	EB	[02/21]	
		39.4±0.2	(360)	EB	[02/21]	
		36.6±0.3	(400)	EB	[02/21]	
		33.5±0.6	(440)	EB	[02/21]	
C ₆ H ₁₀ O	mesityl oxide	34.6	(464)	A	[87/5]	
		35.2	(401)		[1898/2][97/18]	
C ₆ H ₁₀ O	[Note: May be a mixture of 2-methyl-1-penten-4-one and 4-methyl-3-penten-2-one] 2-methyl-1-penten-4-one (389–461) (286–461) (306–398)				[3744-02-3]	
		36.9	(404)	A	[87/5]	
		41.9	(298)		[75/8]	
		41.1	(321)	MM	[87/5][47/9] [72/20]	
C ₆ H ₁₀ O	4-methyl-3-penten-2-one (303–442) (303–442)	42.7±0.3	(298)	EB	[141-79-7] [97/18]	
		41.4±0.3	(320)	EB	[97/18]	

TABLE 6. Enthalpies of vaporization of organic compounds, 1880–2002—Continued

Molecular formula	Compound (Temperature range/K)	$\Delta_{\text{vap}}H_m$ (kJ mol ⁻¹)	Mean temperature (T_m /K)	Method	CAS registry number Reference
	(303–442)	39.1±0.3	(360)	EB	[97/18]
	(303–442)	36.5±0.3	(400)	EB	[97/18]
	(303–442)	33.5±0.6	(440)	EB	[97/18]
	(343–383)	44.8	(298)	CGC	[95/21]
	(399–471)	37.8	(414)	A	[87/5]
	(292–471)	43.3	(298)		[75/4]
	(313–405)	41.5	(328)	MM	[87/5][47/9] [72/20]
C ₆ H ₁₀ O ₂	methyl cyclobutanecarboxylate				[765-85-5]
		44.2±0.2		GS	[98/22]
		44.7±0.1	(298)	C	[83/6]
	(319–378)	41.4	(340)	BG	[71/2]
C ₆ H ₁₀ O ₂	cyclopropanecarboxylic acid ethyl ester				
	(278–308)	44.0±0.5		GS	[98/22]
C ₆ H ₁₀ O ₂	allyl glycidyl ether				[106-92-3]
	(323–420)	47.0	(338)	A	[87/5]
C ₆ H ₁₀ O ₂	butyric acid, vinyl ester				[123-20-6]
	(365–387)	39.3	(376)	A	[87/5]
C ₆ H ₁₀ O ₂	4-vinyl-1,3-dioxane				[1072-96-4]
	(306–416)	54.5	(321)	A	[87/5]
C ₆ H ₁₀ O ₂	caprolactone				[502-44-3]
	(395–436)	54.0±0.2	(415)	EB	[91/7]
	(395–436)	62.0±1.3	(298)	EB	[91/7]
C ₆ H ₁₀ O ₂	ethyl crotonate				[10544-63-5]
	(329–420)	47.1	(344)	A	[87/5]
C ₆ H ₁₀ O ₂	ethyl methacrylate				[97-63-2]
	(285–390)	38.3	(300)	A	[87/5]
C ₆ H ₁₀ O ₂	5,5-dimethyldihydro-2(3 <i>H</i>)-furanone				[3123-97-5]
	(311–480)	52.7	(326)	A	[87/5]
C ₆ H ₁₀ O ₂	propyl acrylate				[925-60-0]
	(287–395)	37.9	(302)	A	[87/5]
C ₆ H ₁₀ O ₂	2,5-hexanedione				[110-13-4]
	(386–474)	50.1	(401)	A	[87/5]
C ₆ H ₁₀ O ₃	<i>cis/trans</i> 2,5-dimethoxy-2,5-dihydrofuran				
		44.2±0.3	(298)	CGC	[00/9]
C ₆ H ₁₀ O ₃	cyclohexene ozonide				[284-22-0]
	(276–311)	74.2	(291)	A	[87/5]
	(353–403)	58.6	(378)		[77/9]
C ₆ H ₁₀ O ₃	ethyl acetoacetate				[141-97-9]
	(301–454)	52.5	(316)	A	[87/5]
C ₆ H ₁₀ O ₃	methyl levulinate				[624-45-3]
	(312–471)	50.4	(327)	A	[87/5][47/5]
		51.1	(410)		[31/1]
C ₆ H ₁₀ O ₃	propionic anhydride				[123-62-6]
	(293–440)	48.2	(308)	A	[87/5]
	(341–440)	52.2	(356)		[1883/1]
C ₆ H ₁₀ O ₃	ethyl 3-oxobutanoate				[141-97-9]
		54.2±1.0	(298)	C	[95/6]
		55.0			[75/39]
C ₆ H ₁₀ O ₄	1,1-diacetoxyethane				[542-10-9]
	(343–438)	49.7	(358)	A	[87/5]
C ₆ H ₁₀ O ₄	2-acetoxypropionic acid, methyl ester				[6284-75-9]
	(337–445)	52.9	(352)	A	[87/5]
C ₆ H ₁₀ O ₄	3-acetoxypropionic acid, methyl ester				[38003-42-8]
	(343–358)	68.0	(350)	A	[87/5]
C ₆ H ₁₀ O ₄	diethyl oxalate				[95-92-1]
	(343–457)	53.9	(358)	A	[87/5]
	(320–459)	62.3	(335)	A	[87/5][47/5]
C ₆ H ₁₀ O ₄	dimethyl succinate				[106-65-0]
	(340–470)	49.3	(364)	A	[87/5]
C ₆ H ₁₀ O ₄	ethylene glycol diacetate				[111-55-7]
	(311–464)	55.2	(326)	A	[87/5]
		61.0±0.1	(298)	C	[70/17]
	(373–463)	57.6	(388)		[26/5][84/9]

TABLE 6. Enthalpies of vaporization of organic compounds, 1880–2002—Continued

Molecular formula	Compound (Temperature range/K)	$\Delta_{\text{vap}}H_m$ (kJ mol ⁻¹)	Mean temperature (T_m /K)	Method	CAS registry number Reference
C ₆ H ₁₀ O ₄	dimethyl methylmalonate (278–308)	57.8±0.8	(293)	GS	[92/13]
C ₆ H ₁₀ O ₄	adipic acid (432–611)	92.0	(447)	A	[124-04-9] [87/5][47/5]
C ₆ H ₁₀ O ₅	(<i>l</i>) glucosane (468–528)	92.2	(483)	A	[498-07-7] [87/5][64/1] [72/20]
C ₆ H ₁₀ O ₅	(<i>l</i>) malic acid, dimethyl ester (348–516)	58.7	(363)	A	[617-55-0] [87/5][47/5]
C ₆ H ₁₀ O ₅	methyl[1-(methoxycarbonyl)ethyl]carbonate (358–483)	55.9	(373)	A	[87/5]
C ₆ H ₁₀ O ₆	(<i>d</i>) dimethyl tartrate (322–365)	76.4	(337)	A, ME	[608-68-4] [87/5][54/6]
C ₆ H ₁₀ O ₆	(<i>dl</i>) dimethyl tartrate (375–553)	66.0	(390)		[47/5]
C ₆ H ₁₀ O ₆	(<i>dl</i>) dimethyl tartrate (373–555)	62.5	(388)	A	[609-69-5] [87/5][47/5]
C ₆ H ₁₀ S	diallyl sulfide (263–411)	46.6	(278)		[592-88-1] [99/16]
C ₆ H ₁₀ S	diallyl sulfide (263–412)	43.2	(278)	A	[87/5][47/5]
C ₆ H ₁₁ Br	bromocyclohexane (347–439)	42.8	(362)		[108-85-0] [97/15]
C ₆ H ₁₁ BrO ₂	ethyl 2-bromo-2-methylpropionate (283–437)	45.4	(298)	A	[600-00-0] [87/5][47/5]
C ₆ H ₁₁ Cl	chlorocyclohexane (313–353)	41.8	(298)	CGC	[542-18-7] [95/21]
C ₆ H ₁₁ Cl	1-chloro-1-methylcyclopentane	40.7±0.1	(298)	C	[95/18]
C ₆ H ₁₁ Cl	1-chloro-1-methylcyclopentane	42.9±0.6	(298)	C	[94/20]
C ₆ H ₁₁ Cl	1-chloro-1-methylcyclopentane (350–416)	39.3	(365)	A	[87/5]
C ₆ H ₁₁ Cl	1-chloro-1-methylcyclopentane	39.7±0.1	(297)	C	[6196-85-6] [97/20]
C ₆ H ₁₁ ClO	diethylacetyl chloride (313–412)	39.4	(328)	A	[2736-40-5] [87/5]
C ₆ H ₁₁ ClO	3-ethyl-3-(chloromethyl)oxetane	49.7±0.2	(298)	C	[2177-22-2] [71/25]
C ₆ H ₁₁ ClO ₂	chloroacetic acid, sec-butyl ester (290–441)	49.6	(305)	A	[17696-64-9] [87/5]
C ₆ H ₁₁ ClO ₂	chloroacetic acid, isobutyl ester (293–323)	43.9	(308)	A	[13361-38-8] [87/5]
C ₆ H ₁₁ F	fluorocyclohexane (271–301)	37.5±0.3	(298)	GS	[372-46-3] [97/14]
C ₆ H ₁₁ F	fluorocyclohexane (316–373)	35.0	(331)	A	[87/5]
C ₆ H ₁₁ FO ₂	2-fluorohexanoic acid (387–411)	80.9	(399)	A	[1578-57-0] [87/5]
C ₆ H ₁₁ I	iodocyclohexane (313–353)	48.3	(298)	CGC	[626-62-0] [95/21]
C ₆ H ₁₁ I	iodocyclohexane (358–408)	43.0	(383)	A, I	[87/5][56/26]
C ₆ H ₁₁ N	hexanenitrile (371–442)	43.3	(386)	A, EB	[628-73-9] [87/5][73/12]
C ₆ H ₁₁ N	hexanenitrile (344–441)	44.6	(359)	EB	[71/4]
C ₆ H ₁₁ N	4-methylvaleronitrile (332–430)	35.7	(347)	A	[542-54-1] [87/5]
C ₆ H ₁₁ NO	cyclohexanone oxime (370–385)	63.1±1.0	(378)	EB	[100-64-1] [02/20]
C ₆ H ₁₁ NO	cyclohexanone oxime (371–446)	58.7±0.6	(368)	C	[92/6]
C ₆ H ₁₁ NO	cyclohexanone oxime (371–446)	59.5±0.5			[92/6]
C ₆ H ₁₁ NO	ϵ -caprolactam (350–568)	69.2±0.3	(360)	EB	[105-60-2] [02/17]
C ₆ H ₁₁ NO	ϵ -caprolactam (350–568)	65.7±0.3	(400)	EB	[02/17]
C ₆ H ₁₁ NO	ϵ -caprolactam (350–568)	62.3±0.2	(440)	EB	[02/17]
C ₆ H ₁₁ NO	ϵ -caprolactam (350–568)	59.0±0.2	(480)	EB	[02/17]
C ₆ H ₁₁ NO	ϵ -caprolactam (350–568)	55.7±0.3	(520)	EB	[02/17]
C ₆ H ₁₁ NO	ϵ -caprolactam (350–568)	52.4±0.5	(560)	EB	[02/17]
C ₆ H ₁₁ NO	ϵ -caprolactam (373–543)	62.3	(388)	A	[87/5]
C ₆ H ₁₁ NO	<i>cis</i> 2-hexenoic acid amide				[820-99-5]

TABLE 6. Enthalpies of vaporization of organic compounds, 1880–2002—Continued

Molecular formula	Compound (Temperature range/K)	$\Delta_{\text{vap}}H_m$ (kJ mol ⁻¹)	Mean temperature (T_m /K)	Method	CAS registry number Reference
C ₆ H ₁₁ NO	(343–383)	61.7	(358)	A	[87/5]
	1-methyl-2-piperidone				[931-20-4]
C ₆ H ₁₁ NO	(341–385)	55.4	(356)	A	[87/5]
	2,3,4,5-tetrahydro-6-methoxypyridine				[5693-62-9]
C ₆ H ₁₁ NO ₂	(292–338)	42.8	(307)	A	[87/5]
	nitrocyclohexane				[1122-60-7]
C ₆ H ₁₁ NO ₂	(298–318)	54.7±0.6	(298)	GS	[97/5]
	1-aminocyclopentanecarboxylic acid				[52-52-8]
C ₆ H ₁₁ NO ₂	(443–468)	123.3	(455)	A	[87/5]
	lactic acid N-allyl amide				
C ₆ H ₁₁ NO ₃	(359–419)	78.2	(374)	A	[87/5]
	ethyl acetamidoacetate				[1906-82-7]
C ₆ H ₁₁ NS	(383–466)	69.4	(398)	A	[87/5][72/20]
	2-piperidinethione				[13070-07-0]
C ₆ H ₁₁ NS	(363–370)	63.3	(366)	A	[87/5]
	2,3,4,5-tetrahydro-(methylthio)pyridine				[19766-29-1]
C ₆ H ₁₂	(313–351)	52.6	(328)	A	[87/5]
	ethylcyclobutane				[4806-61-5]
C ₆ H ₁₂		31.2±0.2	(298)	C	[83/6]
		32.6±0.8	(298)	EB	[74/3]
	cyclohexane				[110-82-7]
	(300–345)	32.7	(315)		[02/45]
	(360–470)	32.2	(375)		[93/3]
	(313–336)	31.9	(324)	EB	[95/9]
	(313–336)	33.1	(298)	EB	[95/9]
		32.3	(314)	C	[88/19]
		31.1	(332)	C	[88/19]
		30.3	(345)	C	[88/19]
		30.0	(355)	C	[88/19]
	(353–414)	30.9	(368)	A	[87/5]
	(412–491)	29.6	(427)	A	[87/5]
	(489–553)	29.6	(504)	A	[87/5]
		33.0±0.1	(298)	C	[82/18]
		33.0	(298)		[81/12]
		33.0±0.1	(298)	C	[79/13]
		32.3±0.1	(313)	C	[79/13]
		31.2±0.1	(333)	C	[79/13]
		31.0±0.1	(338)	C	[79/13]
		30.4±0.1	(348)	C	[79/13]
		30.1±0.1	(353)	C	[79/13]
		32.2±0.1	(313)	C	[73/13]
		31.9±0.1	(323)	C	[73/13]
		31.1±0.1	(333)	C	[73/13]
		30.6±0.1	(343)	C	[73/13]
		30.1±0.1	(354)	C	[73/13]
		32.9±0.3	(298)	ME	[72/33]
		32.9	(298)		[71/7]
		33.0	(298)		[71/28]
	(303–343)	32.5	(318)		[68/6]
	(298–348)	32.9	(313)		[67/21]
	(316–354)	32.8	(331)		[65/9]
	31.4±0.1	(324)	C	[51/2]	
	30.4±0.1	(346)	C	[51/2]	
	33.0	(298)	C	[47/7]	
	30.1	(354)		[46/11]	
(293–355)	32.9	(308)	A, MM	[87/5][45/2]	
	33.3±0.1	(298)	C	[43/5]	
	33.5	(298)		[27/3]	
C ₆ D ₁₂	cyclohexane-d ₁₂				[1735-17-7]
C ₆ H ₁₂	(283–353)	33.1	(298)		[53/10]
	methylcyclopentane				[96-37-7]
		31.6	(298)		[71/28]
		31.3±0.1	(304)	C	[59/8]
		30.2±0.1	(326)	C	[59/8]

TABLE 6. Enthalpies of vaporization of organic compounds, 1880–2002—Continued

Molecular formula	Compound (Temperature range/K)	$\Delta_{\text{vap}}H_m$ (kJ mol ⁻¹)	Mean temperature (T_m /K)	Method	CAS registry number Reference
C ₆ H ₁₂	1-hexene (288–346)	29.1±0.1	(345)	C	[59/8]
		31.6±0.1	(298)	C	[47/7]
		31.9	(303)	A, MM	[87/5][45/2] [592-41-6]
	1-hexene (300–337)	30.6	(315)		[01/12]
		30.6	(288)	A	[87/5]
			(298)		[71/28]
C ₆ H ₁₂	<i>cis</i> 2-hexene (278–343)	30.6	(298)		[56/9]
		31.0	(304)	MM	[50/6]
					[7688-21-3]
C ₆ H ₁₂	<i>trans</i> 2-hexene (283–342)	32.2	(293)	A	[87/5]
		31.5	(298)		[71/28]
		31.5	(298)		[56/9]
C ₆ H ₁₂	<i>cis</i> 3-hexene (276–348)	32.1	(291)	A	[87/5]
		31.3	(298)		[71/28]
		31.3	(298)		[56/7]
C ₆ H ₁₂	<i>trans</i> 3-hexene (278–341)	32.3	(293)	A	[87/5]
		31.6	(298)		[71/28]
		31.5	(298)		[56/7]
C ₆ H ₁₂	2-methyl-1-pentene (272–341)	31.6	(287)	A	[87/5]
		30.5	(298)		[71/28]
		30.5	(298)		[56/9]
C ₆ H ₁₂	3-methyl-1-pentene (265–333)	30.0	(280)	A	[87/5]
		28.6	(298)		[71/28]
		28.6	(298)		[56/9]
C ₆ H ₁₂	4-methyl-1-pentene (310–360)	28.6±0.2	(298)	EB	[97/18]
		27.4±0.3	(320)	EB	[97/18]
		26.2±0.4	(340)	EB	[97/18]
		24.9±0.5	(360)	EB	[97/18]
		30.1	(280)	A	[87/5]
		28.7	(298)		[71/28]
C ₆ H ₁₂	2-methyl-2-pentene (277–346)	32.4	(292)	A	[87/5]
		31.6	(298)		[71/28]
		31.6	(298)		[56/7]
C ₆ H ₁₂	<i>cis</i> 3-methyl-2-pentene (277–347)	32.2	(292)	A	[87/5]
		31.3	(298)		[71/28]
		32.1	(298)		[56/9]
C ₆ H ₁₂	<i>trans</i> 3-methyl-2-pentene (280–349)	32.8	(295)	A	[87/5]
		32.1	(298)		[71/28]
		31.3	(298)		[56/9]
C ₆ H ₁₂	<i>cis</i> 4-methyl-2-pentene (267–330)	30.8	(282)	A	[87/5]
		29.5	(298)		[71/28]
		29.5	(298)		[56/9]
C ₆ H ₁₂	<i>trans</i> 4-methyl-2-pentene (269–337)	31.2	(284)	A	[87/5]
		30.0	(298)		[71/28]
		30.0	(298)		[56/9]
C ₆ H ₁₂	2,3-dimethyl-1-butene (267–335)	30.5	(282)	A	[87/5]
		29.2	(298)		[71/28]
					[563-78-0]

TABLE 6. Enthalpies of vaporization of organic compounds, 1880–2002—Continued

Molecular formula	Compound (Temperature range/K)	$\Delta_{\text{vap}}H_m$ (kJ mol ⁻¹)	Mean temperature (T_m /K)	Method	CAS registry number Reference
C ₆ H ₁₂	(289–329)	29.2	(298)		[56/9]
	3,3-dimethyl-1-butene				[558-37-2]
	(254–316)	28.6	(269)	A	[87/5]
C ₆ H ₁₂		26.6	(298)		[71/28]
	(281–315)	26.6	(298)		[56/9]
	2,3-dimethyl-2-butene				[563-79-1]
	(289–347)	32.6	(298)		[56/9]
		32.5	(298)		[71/28]
	(282–348)	33.1	(297)	A	[87/5][55/3]
		32.9±0.1	(292)	C	[55/13]
	32.0±0.1	(308)	C	[55/13]	
	30.9±0.1	(326)	C	[55/13]	
	29.7±0.1	(346)	C	[55/13]	
C ₆ H ₁₂	2-ethyl-1-butene				[760-21-4]
C ₆ H ₁₂ Br ₂	(289–338)	31.0	(298)		[56/9]
	1,1-dibromohexane				[58133-26-9]
C ₆ H ₁₂ ClNO	(378–526)	51.6	(393)	A, EST	[87/5][56/16]
					[72/20]
C ₆ H ₁₂ Cl ₂	4-(2-chloroethyl)morpholine				[3240-94-6]
	(273–333)	53.8	(288)	A	[87/5][72/20]
C ₆ H ₁₂ Cl ₂	1,1-dichlorohexane				[62017-16-7]
	(330–440)	48.7	(298)		[87/12][91/2]
	(345–484)	45.1	(360)	A, EST	[87/5][56/16]
C ₆ H ₁₂ Cl ₂	(<i>dl</i>) 1,2-dichlorohexane				[72/20]
	(350–440)	48.8	(298)		[2162-92-7]
	(352–442)	44.9	(367)	A	[91/2]
	47.9±0.7	(298)	EB	[87/5]	
C ₆ H ₁₂ Cl ₂	1,6-dichlorohexane				[75/16]
C ₆ H ₁₂ Cl ₂ O	(380–480)	56.3	(298)		[2163-00-0]
	<i>bis</i> (2-chloro-1-methylethyl) ether				[88/11][91/2]
C ₆ H ₁₂ Cl ₂ O ₂	(302–456)	53.6	(317)	A	[108-60-1]
	<i>bis</i> (2-chloroethyl)acetaldehyde acetal				[87/5][47/5]
C ₆ H ₁₂ Cl ₃ N	(329–486)	59.4	(344)	A	[14689-97-5]
	<i>tris</i> (2-chloroethyl)amine				[87/5][47/5]
C ₆ H ₁₂ Cl ₃ O ₄ P	(273–333)	65.0	(288)	A, GS	[555-77-1]
	<i>tris</i> (2-chloroethyl)phosphate				[87/5][48/13]
C ₆ H ₁₂ F ₂	(293–445)	36.7	(308)	A	[72/20]
	1,1-difluorohexane				[87/5][72/20]
C ₆ H ₁₂ F ₃ OP	(290–407)	37.7	(305)	A, EST	[62127-41-7]
	methyl (trifluoromethyl)phosphinous acid, <i>tert</i> -butyl ester				[87/5][56/16]
C ₆ H ₁₂ F ₃ PS	(273–329)	39.7	(296)		[72/20]
	methyl (trifluoromethyl)phosphinothious acid, <i>tert</i> -butyl ester				[70/26]
C ₆ H ₁₂ F ₄ N ₂	(296–337)	43.2	(312)		[26348-87-8]
	<i>N,N,N',N'</i> -tetrafluoro-2-methyl-1,2-pentanediamine				[70/26]
C ₆ H ₁₂ N ₂	(253–293)	42.8	(278)	A, IPM	[16096-76-7]
	(diethylamino)acetonitrile				[87/5][63/9]
C ₆ H ₁₂ N ₂ O	(283–318)	49.9±0.3		GS	[62/13]
	1,3-dimethyl-3,4,5,6-tetrahydro-2(1 <i>H</i>)pyrimidinone				[3010-02-4]
C ₆ H ₁₂ N ₂ O ₂	(370–520)	58.0	(400)	EB	[97/10]
	tetramethyl monothiooxamide				[7226-23-5]
C ₆ H ₁₂ N ₂ O ₂		59	(508)	TGA, DSC	[87/2]
	tetramethyloxamide				[02/36]
C ₆ H ₁₂ N ₂ O ₆		52.5	(460)	TGA, DSC	[02/36]
	2,5-dinitroxyhexane				[02/36]
C ₆ H ₁₂ N ₂ O ₈	(293–313)	54.4	(303)	B,GS	[57/5][72/20]
	triethylene glycol dinitrate				[111-22-8]
C ₆ H ₁₂ N ₂ S ₂	(303–348)	88.3	(318)	A	[87/5][72/20]
	tetramethyl dithiooxamide				[35840-78-9]
C ₆ H ₁₂ O		60.5	(533)	TGA, DSC	[02/36]
	(<i>dl</i>) 2,5-dimethyltetrahydrofuran				[100-38-9]

TABLE 6. Enthalpies of vaporization of organic compounds, 1880–2002—Continued

Molecular formula	Compound (Temperature range/K)	$\Delta_{\text{vap}}H_m$ (kJ mol ⁻¹)	Mean temperature (T_m /K)	Method	CAS registry number Reference	
C ₆ H ₁₂ O	(278–370) 1,2-epoxyhexane	35.4	(293)	A	[87/5] [1436-34-6]	
	(300–390)	43.1	(315)	A	[87/5][69/21] [84/9]	
C ₆ H ₁₂ O	2-methyl-2,3-epoxypentane (306–369)	40.6	(321)	A	[1192-22-9] [87/5]	
C ₆ H ₁₂ O	allyl isopropyl ether (253–415)	36.1	(268)	A	[6140-80-3] [87/5]	
		36.8	(244)	A	[87/5][47/5] [1471-03-0]	
C ₆ H ₁₂ O	allyl propyl ether (261–428)	37.5	(276)	A	[87/5]	
		36.4	(249)	A	[87/5][47/5]	
C ₆ H ₁₂ O	butyl vinyl ether (311–403)	36.7±0.2	(298)	EB	[111-34-2] [96/5]	
		36.5	(298)	CGC	[95/21]	
		36.1	(284)	A	[87/5]	
C ₆ H ₁₂ O	isobutyl vinyl ether (266–357)	37.4	(281)	A	[109-53-5] [87/5]	
C ₆ H ₁₂ O	cyclohexanol (390–430)	49.8	(405)		[108-93-0] [02/9]	
		62.0±0.3	(298)	C	[99/6]	
		63.5±0.7	(298)	EB	[97/8]	
		61.3	(298)	CGC	[95/21]	
		55.0	(365)	EB	[87/7]	
		59.9	(333)	A	[87/5]	
		62.7	(315)	A	[87/5]	
		49.3	(418)		[84/19]	
		58.4	(318)		[84/27]	
		60.4	(309)		[75/1]	
		62.0±0.9	(298)		[75/1]	
		62.0±0.2	(298)	C	[68/17]	
		62.0±0.3	(298)		[66/2]	
(307–422)	54.8	(322)		[46/4]		
C ₆ H ₁₂ O	1-methylcyclopentanol (354–407)	45.7	(369)	A	[1462-03-9] [87/5]	
C ₆ H ₁₂ O	5-hexen-1-ol	60.2±0.1	(298)	C	[821-41-0] [96/9]	
		58.0±0.1	(343)	C	[96/9]	
		55.7±0.1	(358)	C	[96/9]	
C ₆ H ₁₂ O	<i>(dl)</i> 3-methyl-2-pentanone (286–400)	39.8	(301)	A	[565-61-7] [87/5]	
		41.5	(298)	A	[87/5]	
		36.5	(400)	A	[87/5]	
		41.2	(298)		[75/8]	
C ₆ H ₁₂ O	2-hexanone (513–587)	43.1±0.1	(298)	C	[591-78-6] [92/8]	
		42.5±0.1	(308)	C	[92/8]	
		41.6±0.1	(323)	C	[92/8]	
		40.7±0.1	(338)	C	[92/8]	
		40.1±0.1	(348)	C	[92/8]	
		39.5±0.1	(358)	C	[92/8]	
		40.8	(308)	A	[87/5]	
		43.8	(294)	A	[87/5]	
		41.5	(325)	A	[87/5]	
		36.7	(436)	A	[87/5]	
		36.1	(528)	A	[87/5]	
		43.1±0.1	(298)	C	[83/3]	
		43.0±0.3	(298)	GCC	[79/7]	
		(307–482)	42.9	(298)		[75/8]
		42.2±0.1	(298)	C	[70/19]	
		(280–400)	53.8	(295)		[47/5]
		C ₆ H ₁₂ O	3-hexanone (408–517)	36.5	(423)	A
35.4	(526)			A	[87/5]	

TABLE 6. Enthalpies of vaporization of organic compounds, 1880–2002—Continued

Molecular formula	Compound (Temperature range/K)	$\Delta_{\text{vap}}H_m$ (kJ mol ⁻¹)	Mean temperature (T_m /K)	Method	CAS registry number Reference
C ₆ H ₁₂ O	3,3-dimethyl-2-butanone (pinacolone)	40.6±0.1	(298)	C	[83/3]
		42.3±0.3	(298)	GCC	[79/7]
		38.9	(363)	A	[87/5][75/8]
		42.3	(298)		[75/8]
		42.2	(307)	A	[87/5][72/20]
		41.9±0.2	(298)	C	[70/19]
		38.4±0.1	(354)	C	[67/39]
		37.0±0.1	(374)	C	[67/39]
		35.4±0.1	(396)	C	[67/39]
		38.8	(364)	GS, EB	[65/7]
		37.8±0.1	(308)	C	[75-97-8]
		37.5±0.1	(313)	C	[92/8]
		36.9±0.1	(323)	C	[92/8]
		36.7±0.1	(328)	C	[92/8]
		35.8±0.1	(338)	C	[92/8]
35.4±0.1	(343)	C	[92/8]		
35.0±0.1	(348)	C	[92/8]		
36.9	(326)	A	[87/5]		
34.9	(378)	A	[87/5]		
33.8	(411)	A	[87/5]		
33.1	(506)	A	[87/5]		
38.3	(304)	A	[87/5][75/8]		
38.3	(298)		[75/8]		
37.9±0.1	(298)	C	[70/19]		
C ₆ H ₁₂ O	4-methyl-2-pentanone	40.1±0.1	(308)	C	[108-10-1]
		39.0±0.1	(323)	C	[92/8]
		38.0±0.1	(338)	C	[92/8]
		37.4±0.1	(348)	C	[92/8]
		39.2	(324)		[88/6]
		42.5	(296)	A	[87/5]
		37.0	(365)	EB	[85/12]
		42.5±0.1	(298)	C	[83/3]
		41.0	(298)		[75/8]
		41.2	(309)	A	[87/5][52/14]
		43.4	(315)	A	[565-69-5]
		41.0	(295)	A	[87/5]
		36.2	(392)	A	[87/5]
		40.5	(298)		[75/8]
		39.8±0.2	(298)	C	[70/18]
C ₆ H ₁₂ O	hexanal	42.3±0.1	(298)		[66-25-1]
		41.0	(330)		[81/18]
C ₆ H ₁₂ OS	S-butyl thiolacetate	48.1±0.2	(298)		[926-47-2]
				C	[66/2]
C ₆ H ₁₂ OS	S-tert-butyl thiolacetate	42.9±0.2	(298)		[999-90-6]
C ₆ H ₁₂ O ₂	2-ethyl-2-methyl-1,3-dioxolane				[66/2]
		44.8±0.3	(298)	GS	[126-39-6]
		43.1±0.3		GS	[02/32]
C ₆ H ₁₂ O ₂	2-propyl-1,3-dioxolane				[98/21][02/29]
		45.3±0.3	(298)	GS	[3390-13-4]
C ₆ H ₁₂ O ₂	4-ethyl-1,3-dioxane				[1121-61-5]
		39.3	(377)	A	[87/5]
C ₆ H ₁₂ O ₂	2,4-dimethyl-1,3-dioxane				[766-20-1]
		44.9±0.6	(298)	GS	[02/32]
C ₆ H ₁₂ O ₂	4,4-dimethyl-1,3-dioxane				[766-15-4]
		37.1	(348)	A	[87/5][68/16]
C ₆ H ₁₂ O ₂	cis 4,5-dimethyl-1,3-dioxane	38.8	(378)		[69/8]
		48.5	(368)	A	[2391-24-4]
C ₆ H ₁₂ O ₂	trans 4,5-dimethyl-1,3-dioxane				[87/5]
					[1121-20-6]

TABLE 6. Enthalpies of vaporization of organic compounds, 1880–2002—Continued

Molecular formula	Compound (Temperature range/K)	$\Delta_{\text{vap}}H_m$ (kJ mol ⁻¹)	Mean temperature (T_m /K)	Method	CAS registry number Reference
C ₆ H ₁₂ O ₂	(353–408) 2-hydroxymethyltetrahydropyran	39.1	(368)	A	[87/5] [100-72-1]
	(344–460)	49.0	(359)	A	[87/5]
C ₆ H ₁₂ O ₂	1,1-dimethoxycyclobutane				[4415-90-1]
	(274–313)	42.0±0.3	(298)	GS	[02/32]
	(273–313)	42.3±0.3		GS	[98/21]
C ₆ H ₁₂ O ₂	(301–348) [(1-methylethoxy)methyl]oxirane	42.6	(325)	EB	[94/16] [4016-14-2]
		43.5±2.1			[87/14]
C ₆ H ₁₂ O ₂	(propoxymethyl)oxirane	48.5±0.4			[3126-95-2] [87/14]
C ₆ H ₁₂ O ₂	1,1-dimethoxy-3-butene (305–334)	42.0	(320)	EB	[94/16]
C ₆ H ₁₂ O ₂	butyl acetate				[123-86-4]
		42.4	(298)	GC	[97/13]
	(313–363)	42.7	(298)	CGC	[95/21]
	(313–353)	43.1	(298)	CGC	[95/21]
		41.0±0.5	(298)	GC	[87/17]
		43.0±0.1	(313)	C	[80/13]
		41.7±0.1	(328)	C	[80/13]
		40.6±0.1	(343)	C	[80/13]
		39.4±0.1	(358)	C	[80/13]
	(326–404)	41.3	(341)	DTA	[80/8]
		43.6±0.5	(298)	GCC	[80/5]
		43.7±0.2	(298)	GCC	[80/5]
	(341–399)	40.5	(356)	A, EB	[87/5][69/13]
		43.6±0.2	(298)	C	[66/2]
	(332–399)	40.8	(347)	A	[87/5][64/24] [84/9]
C ₆ H ₁₂ O ₂	diacetone alcohol (301–388)	37.5	(398)		[61/23] [123-42-2]
		47.5	(316)	A, I	[87/5][52/14] [123-42-2]
C ₆ H ₁₂ O ₂	4-hydroxy-4-methyl-2-pentanone				[75/39]
	(295–441)	51.0	(310)		[47/5]
C ₆ H ₁₂ O ₂	ethyl butyrate				[105-54-4]
	(330–435)	39.4	(345)		[97/11]
	(332–393)	40.2	(347)		[93/8]
	(310–336)	42.1±0.1	(323)	EB	[91/7]
	(310–336)	43.7±1.3	(298)	EB	[91/7]
	(263–404)	48.3	(278)	A	[87/5]
		42.0±0.1	(298)	C	[66/2]
C ₆ H ₁₂ O ₂	(254–394) ethyl isobutyrate	41.8	(270)		[47/5] [97-62-1]
	(383–483)	36.0	(398)	A	[87/5]
		39.8±0.1	(298)	C	[66/2]
C ₆ H ₁₂ O ₂	(249–393) isobutyl acetate	44.1	(264)	A	[87/5][47/5] [110-19-0]
	(252–391)	39.8	(267)	A	[87/5][47/5]
C ₆ H ₁₂ O ₂	<i>tert</i> -butyl acetate				[540-88-5]
		38.0±0.2	(298)	C	[66/2][96/11] [598-98-1]
C ₆ H ₁₂ O ₂	methyl 2,2-dimethylpropanoate (313–363)				
		37.7	(298)	CGC	[95/21]
		39.0±0.5	(298)	GC	[87/17]
		38.8	(298)		[U/1][85/6]
		39.7±0.3	(298)	GCC	[80/5]
C ₆ H ₁₂ O ₂	(299–356) isopentyl formate	35.2	(319)	BG	[71/2] [110-45-2]
	(255–397)	38.9	(270)	A	[87/5]
C ₆ H ₁₂ O ₂	methyl isovalerate (254–390)	41.2	(269)	A	[556-24-1] [87/5][47/5]
C ₆ H ₁₂ O ₂	methyl valerate				[624-24-8]
		41.3	(350)		[02/27]
	43.7±0.2	(298)		[02/27]	

TABLE 6. Enthalpies of vaporization of organic compounds, 1880–2002—Continued

Molecular formula	Compound (Temperature range/K)	$\Delta_{\text{vap}}H_m$ (kJ mol ⁻¹)	Mean temperature (T_m /K)	Method	CAS registry number Reference
	(297–411)	42.5	(312)	A	[87/5]
		43.3±0.5	(298)	GC	[87/17]
		46.1±0.3	(298)	GCC	[80/5]
		44.1±0.1	(298)	GCC	[80/5]
		43.1±0.1	(298)	C	[77/1]
C ₆ H ₁₂ O ₂	propyl propionate (378–406)	37.6	(392)		[106-36-5] [94/15]
	(336–394)	39.9	(351)		[93/8]
	(259–396)	43.1	(274)	A	[87/5][47/5]
		42.1±0.1	(313)	C	[80/13]
		41.1±0.1	(328)	C	[80/13]
		40.0±0.1	(343)	C	[80/13]
		38.8±0.1	(358)	C	[80/13]
C ₆ H ₁₂ O ₂	hexanoic acid (297–328)	68.4±0.9	(313)	GS	[142-62-1] [00/6]
	(297–328)	69.2±0.9	(298)	GS	[00/6]
	(353–393)	71.3	(298)	CGC	[95/21]
		70.9	(271)		[82/4]
	(270–280)	73.2±2.0	(298)	TE	[79/4]
	(335–487)	65.9	(350)	A	[87/5][72/20]
	(371–452)	66.6	(386)		[57/16][84/9]
		64.6	(367)	I	[43/7]
C ₆ H ₁₂ O ₂	2-ethyl butyric acid (373–466)	58.2	(388)	A	[88-09-5] [87/5]
C ₆ H ₁₂ O ₂	4-methylvaleric acid (339–481)	91.7	(354)	A	[646-07-1] [87/5]
C ₆ H ₁₂ O ₂	2,2-dimethylbutanoic acid (364–498)	59.4±0.3	(370)	EB	[595-37-9] [02/14]
	(364–498)	54.6±0.3	(410)	EB	[02/14]
	(364–498)	50.0±0.4	(450)	EB	[02/14]
	(364–498)	46.0±0.7	(490)	EB	[02/14]
C ₆ H ₁₂ O ₂	3,3-dimethylbutanoic acid (283–325)	63.6±0.9	(304)	GS	[1070-83-3] [00/6]
	(283–325)	64.0±0.9	(298)	GS	[00/6]
C ₆ H ₁₂ O ₃	1-hexene ozonide (353–373)	43.9	(363)	MM	[767-09-9] [77/9]
C ₆ H ₁₂ O ₃	sec-butyl glycolate (301–451)	52.3	(316)	A	[87/5][47/5]
C ₆ H ₁₂ O ₃	2,4,6-trimethyl-1,3,5-trioxane (323–396)	41.5	(338)	A	[123-63-7] [87/5]
		41.4±0.4			[59/23]
C ₆ H ₁₂ O ₃	glycerol 1-monoallyl ether (323–383)	74.7	(338)	A	[87/5][72/20]
C ₆ H ₁₂ O ₃	2-ethoxyacetic acid, ethyl ester (330–430)	46.1	(345)	A	[817-95-8] [87/5]
C ₆ H ₁₂ O ₃	3-ethoxypropionic acid, methyl ester (320–432)	44.3	(335)	A	[14144-33-3] [87/5][72/20]
C ₆ H ₁₂ O ₃	2-ethoxyethanol acetate (322–430)	50.9	(337)	A	[111-15-9] [87/5]
		52.7±0.1	(298)	C	[70/17]
	(330–468)	52.6±0.4	(298)	EB	[66/3]
C ₆ H ₁₂ O ₃	3-hydroxypropionic acid, propyl ester (350–375)	60.9	(362)	A	[87/5]
C ₆ H ₁₂ O ₃	3-methoxypropionic acid, ethyl ester (313–432)	44.6	(328)	A	[10606-42-5] [87/5]
C ₆ H ₁₂ O ₃	propyl lactate (334–442)	52.1	(349)	A	[616-09-1] [87/5]
C ₆ H ₁₂ O ₃	ethoxymethyl propionate	49.9±0.1	(298)	C	[54078-53-4] [74/37]
C ₆ H ₁₂ O ₄	(<i>dl</i>) glycerol 1-propionate (388–456)	75.8	(403)	A	[624-47-5] [87/5][72/20]
C ₆ H ₁₂ O ₆	<i>myo</i> -inositol (497–524)	119.0±1.4	(519)	TE	[90/16]
C ₆ H ₁₂ S	cyclopentyl methyl sulfide				[7133-36-0]

TABLE 6. Enthalpies of vaporization of organic compounds, 1880–2002—Continued

Molecular formula	Compound (Temperature range/K)	$\Delta_{\text{vap}}H_m$ (kJ mol ⁻¹)	Mean temperature (T_m /K)	Method	CAS registry number Reference
C ₆ H ₁₂ S	(354–473)	45.1±0.1	(298)	A, EB	[72/11][66/5]
	<i>cis</i> 2,5-dimethyltetrahydrothiophene	41.7	(369)		[87/5][66/5]
C ₆ H ₁₂ S	(311–444)	41.7	(326)	A, EB	[5161-13-7]
	(349–427)	39.7	(364)		[99/16]
C ₆ H ₁₂ S	<i>trans</i> 2,5-dimethyltetrahydrothiophene	39.3	(363)	EB	[87/5][52/9]
	(348–396)				[5161-14-8]
C ₆ H ₁₂ S	2-ethyltetrahydrothiophene	42.6	(348)	A	[87/5][52/9]
	(333–488)				[99/16]
C ₆ H ₁₂ S	3-ethyltetrahydrothiophene	43.1	(358)	A	[1551-32-2]
	(343–503)				[87/5][72/20]
C ₆ H ₁₂ S	2-methyltetrahydro-2 <i>H</i> -thiopyrane	42.1	(332)	A, EB	[99/16]
	(317–455)				[5161-16-0]
C ₆ H ₁₂ S	3-methyltetrahydro-2 <i>H</i> -thiopyrane	40.2	(371)	A, EB	[87/5][52/9]
	(356–438)				[5258-50-4]
C ₆ H ₁₂ S	4-methyltetrahydro-2 <i>H</i> -thiopyrane	42.5	(336)	A, EB	[99/16]
	(321–460)				[87/5][52/9]
C ₆ H ₁₂ S	(361–435)	40.7	(376)	A, EB	[5161-17-1]
	(321–461)				[99/16]
C ₆ H ₁₃ Br	2-bromo-3,3-dimethylbutane	40.8	(376)	A, EB	[87/5][52/9]
	(315–449)				[26356-06-9]
C ₆ H ₁₂ S	cyclohexanethiol	44.9	(298)	C	[81/8]
	(355–476)				44.6±0.1
C ₆ H ₁₃ Br	1-bromohexane	41.2	(370)	A, EB	[87/5][66/5]
	(323–363)				45.5
C ₆ H ₁₃ Br	(333–456)	46.1±0.1	(298)	C	[111-25-1]
	(333–456)				45.6±0.1
C ₆ H ₁₃ Br	(<i>dl</i>) 2-bromohexane	43.2	(348)	A, EST	[68/1]
	(303–416)				42.8±0.1
C ₆ H ₁₃ Br	2-bromo-4-methylpentane	29.3	(330)	A	[87/5][61/13]
	(315–448)				43.8
C ₆ H ₁₃ Cl	1-chlorohexane	42.0	(298)	C	[3377-86-4]
	(290–410)				40.5±0.1
C ₆ H ₁₃ Cl	(<i>dl</i>) 2-chlorohexane	40.0±0.1	(343)	C	[30310-22-6]
	(300–399)				39.0±0.1
C ₆ H ₁₃ Cl	2-chloro-2,3-dimethylbutane	38.0	(316)	A	[544-10-5]
	(301–426)				38.4±0.1
C ₆ H ₁₃ Cl	(<i>dl</i>) 2-chloro-3,3-dimethylbutane	38.0	(315)	A	[81/4]
	(300–425)				40.5±0.1
C ₆ H ₁₃ ClO ₂ S	1-hexanesulfonyl chloride	60.7	(288)	C	[81/4]
	(273–304)				38.4±0.1
C ₆ H ₁₃ ClO ₂ S	(303–400)	61.7	(318)	C	[81/4]
	(400–507)				43.5
C ₆ H ₁₃ Cl ₂ N	N-ethyl- <i>bis</i> (2-chloroethyl)amine	54.9	(288)	A, GS	[87/5][69/5]
	(273–333)				42.8±0.1
C ₆ H ₁₃ F	1-fluorohexane	40.9	(315)	A	[638-28-8]
	(300–399)				38.0
C ₆ H ₁₃ F	(301–426)	38.0	(315)	A	[594-57-0]
	(300–425)				38.0
C ₆ H ₁₃ F	(<i>dl</i>) 2-chloro-3,3-dimethylbutane	38.0	(315)	A	[5750-00-5]
	(300–425)				38.0
C ₆ H ₁₃ F	1-hexanesulfonyl chloride	60.7	(288)	C	[14532-24-2]
	(273–304)				61.7
C ₆ H ₁₃ F	(303–400)	61.7	(318)	C	[99/16]
	(400–507)				57.2
C ₆ H ₁₃ F	N-ethyl- <i>bis</i> (2-chloroethyl)amine	54.9	(288)	A, GS	[13426-57-8]
	(273–333)				54.9
C ₆ H ₁₃ F	1-fluorohexane	40.9	(315)	A	[72/20]
	(300–399)				38.0

TABLE 6. Enthalpies of vaporization of organic compounds, 1880–2002—Continued

Molecular formula	Compound (Temperature range/K)	$\Delta_{\text{vap}}H_m$ (kJ mol ⁻¹)	Mean temperature (T_m /K)	Method	CAS registry number Reference
	(273–388)	36.9	(288)	A, EST	[87/5][61/13] [72/20]
C ₆ H ₁₃ F	3-fluorohexane (281–393)	36.8	(296)	A	[52688-75-2] [87/5][72/20]
C ₆ H ₁₃ I	1-iodohexane (331–485)	49.8±0.1 46.2	(298) (346)	C A, EST	[638-45-9] [68/1] [87/5][61/13] [72/20]
C ₆ H ₁₃ N	cyclohexylamine (363–407)	40.6 42.7±0.1 40.7±0.1 39.6±0.1 42.8±0.1	(378) (313) (343) (358) (298)	C C C C	[108-91-8] [87/5] [79/9] [79/9] [79/9] [75/9]
	(333–408)	40.8	(348)	A	[87/5][72/20]
	(334–401)	40.8	(349)		[60/17][84/9]
C ₆ H ₁₃ N	hexahydro-1 <i>H</i> -azepine (348–423)	37.7	(363)	A	[111-49-9] [87/5]
	(312–411)	40.4	(327)	A	[87/5][72/20]
C ₆ H ₁₃ N	(<i>dl</i>) 2-methylpiperidine (323–431)	38.2	(338)	EB, IPM	[109-05-7] [87/5][68/4]
C ₆ H ₁₃ NO	N-ethylmorpholine (274–313)	42.3±0.3	(294)	GS	[100-74-3] [98/13]
	(274–313)	42.1±0.3	(298)	GS	[98/13]
C ₆ H ₁₃ N	N-methylpiperidine (273–380)	37.3 36.7±0.1	(288) (298)	A	[626-67-5] [87/5]
C ₆ H ₁₃ NO	N,N-diethylacetamide	54.1	(298)	A	[79/14][98/18] [127-19-5]
C ₆ H ₁₃ NO	N-butylacetamide	75.0±0.3	(298)	C	[85/7][85/6] [1119-49-9] [84/6]
C ₆ H ₁₃ NO	N,N-dimethyl butyramide (251–432)	50.8 55.2	(366)	A	[760-79-2] [87/5] [77/29]
C ₆ H ₁₃ NO ₂	methyl 2-(N,N-dimethylamino)propanoate (278–306)	46.1±1.1	(290)	GS	[92/13]
C ₆ H ₁₃ NO ₂	ethyl 2-(N,N-dimethylamino)ethanoate (278–308)	47.6±0.8	(293)	GS	[92/13]
C ₆ H ₁₃ NO ₂	N-isopropyl lactamide (369–407)	69.9	(384)	A	[87/5]
C ₆ H ₁₃ NO ₂	N-propyl lactamide (373–423)	74.0	(388)	A	[87/5]
C ₆ H ₁₄	hexane (283–323)	31.5±0.1 31.5 32.1 31.3±0.3	(298) (298) (298)	C C	[110-54-3] [96/18] [94/12] [92/9]
	(238–298)	34.9	(253)	GC	[89/16]
	(189–259)	35.7	(244)	A	[87/5]
	(298–343)	31.5	(313)	A	[87/5]
	(341–377)	30.1	(356)	A	[87/5]
	(374–451)	29.3	(389)	A	[87/5]
	(445–508)	29.4 26.6 22.5 15.7 8.9 31.6	(460) (373) (423) (473) (498) (298)	A C C C C	[87/5] [85/17] [85/17] [85/17] [85/17] [85/17]
	(298–338)	30.9	(313)		[U/1][85/6] [84/15]
		31.6±0.1	(298)	C	[79/13]
		30.7±0.1	(313)	C	[79/13]
		29.5±0.1	(333)	C	[79/13]
		28.2±0.1	(353)	C	[79/13]
	(300–321)	31.6	(310)		[74/4][84/9]

TABLE 6. Enthalpies of vaporization of organic compounds, 1880–2002—Continued

Molecular formula	Compound (Temperature range/K)	$\Delta_{\text{vap}}H_m$ (kJ mol ⁻¹)	Mean temperature (T_m /K)	Method	CAS registry number Reference	
C ₆ H ₁₄	(178–265)	32.5	(250)		[73/11]	
		31.55	(298)		[71/28]	
		30.9±0.1	(309)	C	[47/12]	
		29.8±0.1	(328)	C	[47/12]	
		31.5±0.1	(298)	C	[47/7]	
	(286–343)	32.0	(301)	A, MM	[87/5][45/2]	
		31.0±0.2	(298)	C	[43/3]	
		30.5±0.2	(313)	C	[43/3]	
		29.0±0.2	(333)	C	[43/3]	
		28.2±0.2	(353)	C	[43/3]	
	C ₆ H ₁₄	2-methylpentane (301–333)	30.0	(316)		[107-83-5] [02/5]
			29.7	(325)		[98/9]
		(293–335)	30.5	(308)	A	[87/5]
			29.9	(298)		[71/28]
		(286–334)	29.9±0.1	(298)	C	[49/8]
28.7±0.1			(318)	C	[49/8]	
27.8±0.1			(333)	C	[49/8]	
29.9±0.1			(298)	C	[47/7]	
30.4			(301)	MM	[45/2]	
29.8±0.2			(293)	C	[43/3]	
C ₆ H ₁₄	3-methylpentane (316–361)	29.9	(331)		[96-14-0] [99/28]	
		30.5	(308)	A	[87/5]	
	(293–338)	30.3±0.1	(298)	C	[79/13]	
		29.5±0.1	(313)	C	[79/13]	
		28.3±0.1	(333)	C	[79/13]	
		27.0±0.1	(353)	C	[79/13]	
		30.3	(298)		[71/28]	
		30.0±0.1	(303)	C	[49/8]	
		28.8±0.1	(324)	C	[49/8]	
		28.1±0.1	(336)	C	[49/8]	
		30.3±0.1	(298)	C	[47/7]	
		30.2	(303)	MM	[45/2]	
	C ₆ H ₁₄	2,3-dimethylbutane (288–337)	30.2	(303)	MM	[79-29-8] [45/2]
			29.1	(298)		[71/28]
		(287–332)	29.2±0.1	(296)	C	[49/8]
28.9±0.1			(303)	C	[49/8]	
28.3±0.1			(313)	C	[49/8]	
27.3±0.1			(331)	C	[49/8]	
29.6			(302)	MM	[45/2]	
29.2±0.1			(293)	C	[43/3]	
28.2±0.1			(313)	C	[43/3]	
27.0±0.1			(333)	C	[43/3]	
26.1±0.1			(353)	C	[43/3]	
C ₆ H ₁₄			2,2-dimethylbutane (273–318)	27.7	(298)	
		28.7		(288)		[49/2][84/9]
		27.8±0.1	(296)	C	[47/12]	
		26.3±0.1	(323)	C	[47/12]	
	29.2	(274)		[46/2]		
C ₆ H ₁₄ FO ₃ P	fluorophosphoric acid, diisopropyl ester (288–323)	28.3	(303)	MM	[45/2]	
		29.4	(288)	A	[55-91-4] [87/5]	
C ₆ H ₁₄ NO	N-(hydroxyethyl)piperazine (308–343)	77.3±0.7	(326)	GS	[02/28]	
		78.8±0.7	(298)	GS	[02/28]	
C ₆ H ₁₄ N ₂	dipropyldiazene (295–305)	39.9±0.4	(298)	C	[821-67-0] [76/3]	
		39.5	(300)	UV	[74/32]	
		41.1			[68/20][74/32]	

TABLE 6. Enthalpies of vaporization of organic compounds, 1880–2002—Continued

Molecular formula	Compound (Temperature range/K)	$\Delta_{\text{vap}}H_m$ (kJ mol ⁻¹)	Mean temperature (T_m /K)	Method	CAS registry number Reference
C ₆ H ₁₄ N ₂	diisopropyldiazene (296–308)	35.9±0.4	(298)	C	[3880-49-7] [76/3]
		36.1	(302)	UV	[74/32]
		37.7		I	[74/32]
		34.9			[68/28][74/32]
C ₆ H ₁₄ N ₂	1,4-diaminocyclohexane (383–473)	48.2	(398)	A	[3114-70-3] [87/5]
C ₆ H ₁₄ N ₂	1,4-dimethylpiperazine (270–309) (270–309) (276–405)	44.3±0.3	(289)	GS	[106-58-1] [98/13]
		43.8±0.3	(298)	GS	[98/13]
		41.6	(291)	A	[87/5]
C ₆ H ₁₄ N ₂	2,5-dimethylpiperazine (437–609)	48.4	(452)	A	[106-55-8] [87/5]
C ₆ H ₁₄ N ₂	propylhydrazone acetone (288–318)	44.0	(300)		[80/20]
C ₆ H ₁₄ N ₂	isopropylhydrazone acetone (288–323)	44.6	(303)		[80/20]
C ₆ H ₁₄ N ₂ O	dipropyldiazene N-oxide	51.7±0.1	(298)	C	[17697-55-1] [81/7]
C ₆ H ₁₄ O	butyl ethyl ether (311–365) (311–365) (311–365)	36.3±0.1	(298)	C	[62881-9] [80/3]
		36.5	(298)		[76/2]
		32.1	(365)		[76/2]
		35.2	(326)	A, EB	[87/5][76/2] [69/15][72/20]
C ₆ H ₁₄ O	<i>tert</i> -amyl methyl ether (309–396) (309–396) (309–396) (314–362) (283–308) (283–308) (306–359) (294–359)	35.3±0.4	(298)		[994-05-8] [U/2][02/32]
		36.6±0.1	(320)	EB	[02/15]
		34.5±0.2	(360)	EB	[02/15]
		32.1±0.5	(400)	EB	[02/15]
		33.4	(329)		[98/9]
		35.7±1.0	(295)	GS	[98/2]
		35.5±1.0	(298)	GS	[98/2]
		33.8	(321)	EB	[94/10]
		35.8	(298)	C	[91/11]
		34.3	(309)	EB	[84/26]
C ₆ H ₁₄ O	<i>tert</i> -butyl ethyl ether (307–346) (306–345) (284–346) (248–350) (340–407)	32.1	(322)		[637-92-3] [00/13]
		32.2	(321)	EB	[94/10]
		33.5	(299)	A	[87/5]
		35.3	(263)	A	[87/5]
		31.2	(355)	A	[87/5]
C ₆ H ₁₄ O	dipropyl ether (385–467) (465–530) (292–389) (312–371) (300–362) (340–379)	32.2	(400)	A	[111-43-3] [87/5]
		32.4	(480)	A	[87/5]
		35.7±0.1	(298)	C	[80/3]
		35.6	(307)	A	[87/5][76/2]
		31.4	(363)		[76/2]
		34.6	(327)	A, EB	[87/5][73/12]
		35.1	(315)	EB	[69/15]
C ₆ H ₁₄ O	diisopropyl ether (278–323) (307–349) (360–440) (436–500) (284–365) (284–365) (296–342) (321–350) (273–333)	33.0	(293)		[108-20-3] [99/14]
		31.1	(322)		[99/10]
		29.9	(375)	A	[87/5]
		29.5	(451)	A	[87/5]
		32.1±0.1	(298)	C	[80/3]
		32.6	(299)	A	[87/5][76/2]
		29.2	(341)		[76/2]
		32.1	(311)	A, EB	[87/5][69/15]
		30.1	(336)		[65/22][72/20]
C ₆ H ₁₄ O	1-hexanol (265–328)	33.2	(288)		[49/2][84/9] [111-27-3]
		62.0	(288)	GS	[01/3]

TABLE 6. Enthalpies of vaporization of organic compounds, 1880–2002—Continued

Molecular formula	Compound (Temperature range/K)	$\Delta_{\text{vap}}H_m$ (kJ mol ⁻¹)	Mean temperature (T_m /K)	Method	CAS registry number Reference
C ₆ H ₁₄ O	(265–328)	61.1	(298)	GS	[01/3]
	(373–423)	61.5	(298)	CGC	[95/21]
	(323–373)	61.6	(298)	CGC	[95/21]
	(253–338)	61.2	(296)		[92/14]
	(298–343)	57.7	(313)	A	[87/5]
	(380–417)	47.9	(395)	EB	[85/12]
		58.5±0.2	(328)	C	[85/3]
		57.6±0.2	(343)	C	[85/3]
		55.2±0.2	(358)	C	[85/3]
		53.8±0.2	(368)	C	[85/3]
	(243–303)	59.1	(298)		[83/14]
		60.8±0.2	(298)	C	[77/1]
	(308–430)	57.9	(323)		[73/26]
	(325–431)	58.5	(340)	DTA	[87/5][69/5]
					[72/20]
		61.6±0.2	(298)	C	[66/2]
	(334–381)	56.0	(349)		[61/6]
	(308–428)	U55.8	(323)	I	[38/10]
	(333–425)	57.9	(348)		[35/6][84/9]
	(dl) 2-hexanol				[626-93-7]
	(274–309)	58.3±0.3	(298)	GS	[01/7]
	(224–323)	61.8	(239)		[99/11]
	(360–415)	48.7	(375)	A	[87/5]
	56.8±0.2	(313)	C	[85/1]	
	55.0±0.2	(328)	C	[85/1]	
	53.0±0.2	(343)	C	[85/1]	
	50.7±0.2	(358)	C	[85/1]	
	49.2±0.2	(368)	C	[85/1]	
(337–413)	52.4	(352)		[84/10]	
(351–412)	47.8	(366)	A	[87/5][75/23]	
(301–415)	53.1	(316)		[73/26]	
(298–413)	49.7	(356)	I	[38/10]	
C ₆ H ₁₄ O	(dl) 3-hexanol				[623-37-0]
	(278–311)	58.6±0.4	(298)	GS	[01/7]
	(244–318)	U50.7	(259)		[99/11]
	(354–410)	46.1	(369)	A	[87/5]
	(280–320)	57.5	(295)	A	[87/5]
	(333–409)	51.5	(348)		[84/10]
	(280–316)	57.4	(295)		[75/1]
	(298–408)	46.4	(353)	I	[38/10]
C ₆ H ₁₄ O	(dl) 2-methyl-1-pentanol				[105-30-6]
	(275–313)	59.4±0.3	(298)	GS	[01/7]
	(367–423)	49.3	(382)	A	[87/5]
	(261–294)	64.9	(279)	A	[87/5][79/16]
		57.4±0.2	(328)	C	[85/1]
		55.7±0.2	(343)	C	[85/1]
		53.9±0.2	(358)	C	[85/1]
		52.7±0.2	(368)	C	[85/1]
	(298–423)	54.2	(313)		[73/26]
	(298–413)	50.2	(356)	I	[38/10]
C ₆ H ₁₄ O	(dl) 3-methyl-1-pentanol				[589-35-5]
	(280–316)	61.7±0.3	(298)	GS	[01/7]
	(328–427)	54.8	(343)	A	[87/5]
	(298–427)	59.7	(313)		[73/26]
	(298–423)	47.2	(360)	I	[40/9]
C ₆ H ₁₄ O	4-methyl-1-pentanol				[626-89-1]
	(357–427)	53.0	(372)	A	[87/5]
	(371–427)	51.1	(386)	A	[87/5]
	(298–427)	63.9	(313)		[73/26]
	(298–423)	46.5	(360)	I	[40/9]
C ₆ H ₁₄ O	2-methyl-2-pentanol				[590-36-3]
	(341–396)	44.2	(356)	A	[87/5]
	(330–397)	48.9	(345)	A	[87/5]
		54.7±0.2	(298)	C	[85/1]

TABLE 6. Enthalpies of vaporization of organic compounds, 1880–2002—Continued

Molecular formula	Compound (Temperature range/K)	$\Delta_{\text{vap}}H_m$ (kJ mol ⁻¹)	Mean temperature (T_m /K)	Method	CAS registry number Reference
		52.8±0.2	(313)	C	[85/1]
		50.7±0.2	(328)	C	[85/1]
		48.5±0.2	(343)	C	[85/1]
		46.1±0.2	(358)	C	[85/1]
		44.4±0.2	(368)	C	[85/1]
	(288–396)	58.3	(303)		[73/26]
	(268–394)	49.1	(283)		[47/5]
	(288–396)	51.3	(303)	I	[33/9]
C ₆ H ₁₄ O	(<i>dl</i>) 3-methyl-2-pentanol				[565-60-5]
	(275–310)	58.2±0.3	(298)	GS	[01/7]
	(314–409)	54.4	(329)	A	[87/5]
	(255–295)	60.4	(280)	A	[87/5][79/16]
	(296–408)	54.8	(311)		[73/26]
C ₆ H ₁₄ O	(<i>dl</i>) 4-methyl-2-pentanol				[108-11-2]
	(274–301)	57.3±0.3	(298)	GS	[01/7]
	(240–295)	59.6	(280)	A	[87/5]
	(293–406)	49.6	(308)		[73/26]
	(353–404)	47.3	(368)	A, EB	[87/5][70/7]
	(298–403)	45.6	(350)	I	[38/10]
C ₆ H ₁₄ O	(<i>dl</i>) 2-methyl-3-pentanol				[565-67-3]
	(275–307)	56.0±0.5	(298)	GS	[01/7]
	(307–401)	52.2	(322)	A	[87/5]
	(342–400)	45.4	(357)	A	[87/5][75/23]
	(298–401)	52.0	(313)		[73/26]
	(298–399)	44.4	(349)	I	[40/8]
C ₆ H ₁₄ O	3-methyl-3-pentanol				[77-74-7]
	(275–301)	55.7±0.3	(298)	GS	[01/7]
	(322–397)	40.1	(337)	A	[87/5]
	(338–396)	46.4	(353)		[73/26]
		56.7±0.8	(298)		[91/8]
	(298–393)	42.1	(346)	I	[40/8]
C ₆ H ₁₄ O	2,2-dimethyl-1-butanol				[1185-33-7]
	(356–415)	47.2	(371)	A	[87/5]
	(298–415)	53.7	(313)		[73/26]
	(298–408)	52.1	(313)	I	[40/7]
C ₆ H ₁₄ O	(<i>dl</i>) 2,3-dimethyl-1-butanol				[19550-30-2]
	(324–431)	51.4	(339)	A	[87/5]
	(373–422)	49.6	(388)		[73/26]
C ₆ H ₁₄ O	3,3-dimethyl-1-butanol				[624-95-3]
	(276–312)	58.0±0.2	(298)	GS	[01/7]
		58.6±0.1	(328)	C	[96/9]
		55.4±0.1	(343)	C	[96/9]
		52.4±0.1	(358)	C	[96/9]
	(319–424)	50.8	(334)	A	[87/5]
	(353–417)	49.4	(368)		[73/26]
C ₆ H ₁₄ O	2,3-dimethyl-2-butanol				[594-60-5]
	(303–340)	54.0±0.8	(298)		[91/8]
	(299–400)	48.8	(314)	A	[87/5]
	(298–393)	49.1	(313)		[73/26]
C ₆ H ₁₄ O	(<i>dl</i>) 3,3-dimethyl-2-butanol				[464-07-3]
	(280–315)	53.8±0.3	(298)	GS	[01/7]
	(302–401)	48.3	(317)	A	[87/5]
	(338–393)	46.8	(353)		[73/26]
C ₆ H ₁₄ O	2-ethyl-1-butanol				[97-95-0]
	(275–313)	60.3±0.3	(298)	GS	[01/7]
	(321–426)	53.1	(336)	A	[87/5]
	(262–295)	65.4	(280)	A	[87/5][79/16]
	(298–426)	59.6	(313)		[73/26]
	(298–418)	U45.5	(313)	I	[40/7]
C ₆ H ₁₄ OS	2-methyl-2-propanesulfonic acid, ethyl ester				
	(337–343)	U14.0	(340)	A	[87/5]
C ₆ H ₁₄ O ₂	2-butoxyethanol				[111-76-2]
	(363–382)	51.2	(373)	MM	[99/15]
	(336–443)	49.5	(351)	A	[87/5][72/20]

TABLE 6. Enthalpies of vaporization of organic compounds, 1880–2002—Continued

Molecular formula	Compound (Temperature range/K)	$\Delta_{\text{vap}}H_m$ (kJ mol ⁻¹)	Mean temperature (T_m /K)	Method	CAS registry number Reference
C ₆ H ₁₄ O ₂	(336–443) 1,1-dimethoxybutane	52.6	(351)		[57/6][84/9] [4461-87-4]
	(304–329)	41.2	(317)	EB	[94/16]
C ₆ H ₁₄ O ₂	1,1-diethoxyethane				[105-57-7]
	(275–308)	39.6±0.3	(298)	GS	[98/21][02/32]
	(281–384)	41.6	(296)	A	[87/5][72/20]
	(273–343)	39.8	(288)		[49/2][84/9]
C ₆ H ₁₄ O ₂	(239–392)	36.2	(255)		[47/5]
	1,2-diethoxyethane				[629-14-1]
	(339–382)	39.3	(361)		[87/16]
	(239–393)	37.9	(254)	A	[87/5]
C ₆ H ₁₄ O ₂	1-methoxy-2-propoxyethane	43.2±0.1	(298)	C	[70/17]
		43.7±0.1	(298)	C	[77078-18-3] [70/17]
C ₆ H ₁₄ O ₂	2-isobutoxyethanol				[4439-24-1]
	(344–432)	48.1	(359)	A	[87/5][72/20] [57/6][84/9]
C ₆ H ₁₄ O ₂	1,6-hexanediol				[629-11-8]
	(355–559)	98.5±1.8	(298)	EB, IPM	[96/5]
C ₆ H ₁₄ O ₂	3-methyl-1,5-pentanediol				[4457-71-0]
	(402–485)	76.9	(417)	A	[87/5]
C ₆ H ₁₄ O ₂	(<i>dl</i>) 2-methyl-2,4-pentanediol				[107-41-5]
	(373–473)	58.1	(388)	A	[87/5]
C ₆ H ₁₄ O ₂	2,3-dimethyl-2,3-butanediol				[76-09-5]
	(346–448)	59.1	(361)	A	[87/5]
C ₆ H ₁₄ O ₃	diethylene glycol, dimethyl ether				[111-96-6]
	(286–433)	48.0±0.6	(298)	CGC	[00/9]
C ₆ H ₁₄ O ₃	3,5,7-trioxanonane	47.4	(301)	A	[87/5][47/5]
		44.7±0.2	(298)	C	[5648-29-3] [69/18]
C ₆ H ₁₄ O ₃	<i>tert</i> -butyl 2-hydroxyethyl peroxide				[15476-85-4]
		66.4±1.9			[83/11]
C ₆ H ₁₄ O ₃	diethylene glycol, monoethyl ether				[111-90-0]
	(318–475)	52.1	(333)	A	[87/5][47/5]
C ₆ H ₁₄ O ₃	dipropylene glycol				[25265-71-8]
	(423–505)	61.2	(438)	A	[87/5]
C ₆ H ₁₄ O ₃	2-ethyl-2-hydroxymethyl-1,3-propanediol				[77-99-6]
	(433–570)	81.4	(448)	A	[87/5]
C ₆ H ₁₄ O ₃	1,2,6-trihydroxyhexane				[106-69-4]
	(393–433)	97.2	(408)	A	[87/5]
C ₆ H ₁₄ O ₄	1,1,2,2-tetramethoxyethane				[2517-44-4]
	(351–432)	42.9	(366)	A	[87/5]
C ₆ H ₁₄ O ₄	triethylene glycol				[112-27-6]
	(442–562)	72.2±0.3	(440)	EB	[02/17]
	(442–562)	68.5±0.3	(480)	EB	[02/17]
	(442–562)	64.6±0.3	(520)	EB	[02/17]
	(442–562)	60.8±0.5	(560)	EB	[02/17]
	(288–303)	67.7	(295)	A	[87/5]
	(387–552)	71.5	(402)	A	[87/5][47/5]
C ₆ H ₁₄ O ₆	dulcitol				
	(464–496)	133.8±1.4	(482)	TE	[90/16]
C ₆ H ₁₄ O ₆	D-mannitol				
	(458–501)	135.6±1.1	(479)	TE	[90/16]
C ₆ H ₁₄ O ₆	D-sorbitol				
	(461–497)	132.4±2.0	(477)	TE	[90/16]
C ₆ H ₁₄ S	methyl pentyl sulfide				[1741-83-9]
	(321–349)	44.2	(336)		[99/16]
		45.2	(298)		[81/12]
		44.6±0.8	(298)	GC	[64/17]
	(321–350)	42.6	(308)	EB	[61/17]
C ₆ H ₁₄ S	butyl ethyl sulfide				[638-46-0]
	(314–445)	43.7	(319)		[99/16]
		44.5	(298)		[81/12]
	44.9	(298)		[71/28]	

TABLE 6. Enthalpies of vaporization of organic compounds, 1880–2002—Continued

Molecular formula	Compound (Temperature range/K)	$\Delta_{\text{vap}}H_m$ (kJ mol ⁻¹)	Mean temperature (T_m /K)	Method	CAS registry number Reference
C ₆ H ₁₄ S	(316–348)	44.6±0.8	(298)	GC	[64/17]
	(354–424)	43.5	(333)	EB	[62/17]
	sec-butyl ethyl sulfide	40.7	(369)	A, EB	[87/5][52/9] [5008-72-0]
C ₆ H ₁₄ S	(304–434)	41.2	(319)		[99/16]
	(345–409)	39.0	(360)	A, EB	[87/5][52/9]
C ₆ H ₁₄ S	tert-butyl ethyl sulfide				[14290-92-7]
	(293–420)	39.2	(308)		[99/16]
		39.3	(298)		[71/28]
C ₆ H ₁₄ S	(332–400)	37.1	(347)	A, EB	[87/5][52/9] [625-80-9]
	diisopropyl sulfide				[99/16]
	(293–420)	39.4	(308)		[72/11][66/5]
C ₆ H ₁₄ S		39.6±0.1	(298)		[87/5][66/5]
	(324–433)	37.7	(339)	A, EB	[87/5][66/5]
		39.6±0.8	(298)	GC	[64/17]
	(303–328)	38.5	(318)	EB	[62/17]
	(330–400)	37.4	(345)	EB	[52/9]
	dipropyl sulfide				[111-47-7]
C ₆ H ₁₄ S	(313–411)	42.9	(328)		[99/16]
		44.2	(298)		[81/12]
		44.5	(298)		[71/28]
		39.5	(298)		[71/28]
		44.7±0.8	(298)	GC	[64/17]
	(353–427)	40.6	(368)	A, EB	[87/5][52/9] [5008-73-1]
C ₆ H ₁₄ S	isopropyl propyl sulfide				[99/16]
	(303–432)	41.1	(318)		[81/12]
		41.8	(298)		[71/28]
C ₆ H ₁₄ S	(343–416)	39.0	(358)	A, EB	[87/5][52/9] [1613-45-2]
	ethyl isobutyl sulfide				[99/16]
C ₆ H ₁₄ S	(305–401)	41.3	(320)		[87/5][52/9]
	(345–414)	39.2	(360)	A, EB	[87/5][52/9]
C ₆ H ₁₄ S	1-hexanethiol				[111-31-9]
	(320–454)	43.9	(335)		[99/16]
		44.8±0.2	(298)		[66/10][66/5]
C ₆ H ₁₄ S	(352–468)	42.4	(367)	A, EB	[87/5][66/5] [1679-06-7]
	2-hexanethiol				[99/16]
C ₆ H ₁₄ S	(310–440)	42.7	(325)		[99/16]
	(328–423)	41.4	(343)	A	[87/5]
	2,3-dimethyl-2-butanethiol				[1639-01-6]
C ₆ H ₁₄ S	(285–318)	39.3	(300)		[99/16]
	(318–441)	37.8	(333)		[99/16]
		39.3±0.1	(298)		[72/11][66/5]
	(328–441)	37.4	(343)	A, EB	[87/5][66/5] [1633-97-2]
C ₆ H ₁₄ S	2-methyl-2-pentanethiol				[72/11][66/5]
	(327–439)	40.0±0.1	(298)		[87/5][66/5]
		38.0	(342)	A, EB	[87/5][66/5] [99/16]
C ₆ H ₁₄ S ₂	diisopropyl disulfide				[4253-89-8]
	(383–423)	49.3	(298)	CGC	[95/21]
		39.6	(298)		[81/12]
C ₆ H ₁₄ S ₂	(377–447)	43.8	(392)	A, EB	[87/5][52/9] [99/16]
	dipropyl disulfide				[629-19-6]
	(354–499)	47.8	(369)		[99/16]
		53.8±0.1	(298)	C	[85/2]
C ₆ H ₁₄ S ₂		53.8	(298)		[81/12]
	(389–447)	47.0	(404)	A, EB	[87/5][58/8] [66/5]
	(395–456)	46.6	(410)	EB	[52/9]
	ethyl (1,1-dimethylethyl) disulfide				[4151-69-3]
C ₆ H ₁₄ S ₂	(373–461)	43.4	(388)	A, EB	[87/5][52/9] [99/16]
	isopropyl propyl disulfide				[33672-51-4]
C ₆ H ₁₄ S ₂	(383–433)	45.4	(398)	A	[87/5][99/16]

TABLE 6. Enthalpies of vaporization of organic compounds, 1880–2002—Continued

Molecular formula	Compound (Temperature range/K)	$\Delta_{\text{vap}}H_m$ (kJ mol ⁻¹)	Mean temperature (T_m /K)	Method	CAS registry number Reference
C ₆ H ₁₄ S ₂	1,6-hexanedithiol (379–511)	55.7	(394)	A	[1191-43-1] [87/5][99/16]
C ₆ H ₁₄ S ₃	trithiodiethylene glycol, dimethyl ether (391–418)	103.7	(404)	A	[87/5] [37460-04-1]
C ₆ H ₁₄ S ₃	2,5,8-trithianonane (391–533)	116.4	(406)		[99/16] [111-26-2]
C ₆ H ₁₅ N	hexylamine (323–373)	45.0	(298)	CGC	[95/21]
	(303–406)	42.2	(318)	A	[87/5]
		45.1±0.1	(298)	C	[69/2]
C ₆ H ₁₅ N	(<i>dl</i>) sec-butyl ethyl amine (283–372)	37.9	(298)		[21035-44-9] [87/5][72/20]
C ₆ H ₁₅ N	diisopropylamine (260–412)	35.4	(275)	A	[87/5]
	(273–367)	35.6	(288)	A	[87/5]
		34.6±0.1	(298)	C	[79/8]
		33.7±0.1	(313)	C	[79/8]
		32.6±0.1	(328)	C	[79/8]
		31.5±0.1	(343)	C	[79/8]
		30.2±0.1	(358)	C	[79/8]
	(300–356)	34.4	(315)	EB	[79/8]
	(291–305)	34.6	(298)		[71/13]
		34.5±0.1	(298)	C	[69/2]
	(273–333)	33.8±0.2	(298)	I	[69/16]
C ₆ H ₁₅ N	N-isopropyl propylamine				[21968-17-2]
		37.3±0.1	(298)	C	[79/8]
		36.2±0.1	(313)	C	[79/8]
		35.2±0.1	(328)	C	[79/8]
		34.1±0.1	(343)	C	[79/8]
		33.0±0.1	(358)	C	[79/8]
	(312–369)	36.2	(327)	EB	[79/8]
C ₆ H ₁₅ N	N-butylethylamine				[13360-63-9]
		40.2±0.1	(298)	C	[79/8]
		39.1±0.1	(313)	C	[79/8]
		38.0±0.1	(328)	C	[79/8]
		36.9±0.1	(343)	C	[79/8]
		35.8±0.1	(358)	C	[79/8]
	(313–375)	39.9	(328)	EB	[79/8]
	(283–382)	41.4	(298)	A	[87/5][72/20]
C ₆ H ₁₅ N	dipropylamine (321–382)	40.0	(336)		[142-84-7] [00/8]
	(302–422)	39.8	(317)		[87/5][72/20]
	(291–305)	41.5	(298)		[71/13]
		40.0±0.1	(298)	C	[69/2]
	(273–333)	40.2±0.3	(298)	I	[69/16]
C ₆ H ₁₅ N	triethylamine				[121-44-8]
	(231–319)	35.2±0.9	(275)		[01/9]
	(302–338)	34.1	(317)	EB	[90/9]
	(298–324)	34.6	(311)		[87/5]
	(283–363)	35.5	(298)		[87/5]
		34.8±0.2	(298)	C	[79/9]
		33.9±0.1	(313)	C	[79/9]
		33.0±0.2	(328)	C	[79/9]
		32.2±0.1	(343)	C	[79/9]
		31.3±0.2	(358)	C	[79/9]
	(303–361)	34.8	(318)	EB	[79/9]
	(283–313)	35.1	(298)		[75/35]
		34.9±0.1	(298)	C	[69/2]
C ₆ H ₁₅ N	N,N-dimethyl <i>tert</i> -butyl amine (283–318)	34.8	(298)	A	[918-02-5] [87/5]
C ₆ H ₁₅ NO	N-(methoxymethyl)diethylamine (293–318)	38.0	(305)	A	[5888-29-9] [87/5]
C ₆ H ₁₅ NO	N,N-diethylethanolamine (332–475)	48.5±0.2	(340)	EB	[100-37-8] [02/21]

TABLE 6. Enthalpies of vaporization of organic compounds, 1880–2002—Continued

Molecular formula	Compound (Temperature range/K)	$\Delta_{\text{vap}}H_m$ (kJ mol ⁻¹)	Mean temperature (T_m /K)	Method	CAS registry number Reference
	(332–475)	45.0±0.2	(380)	EB	[02/21]
	(332–475)	41.6±0.4	(420)	EB	[02/21]
	(332–475)	37.8±0.7	(460)	EB	[02/21]
	(328–433)	48.5	(343)	A	[87/5]
C ₆ H ₁₅ NO ₂	diisopropanolamine (390–521)	68.0	(405)	A	[110-97-4] [87/5][72/20]
C ₆ H ₁₅ NO ₂	2-[2-(dimethylamino)ethoxy]ethanol (412–452)	54.4	(427)	A	[1704-62-7] [87/5]
C ₆ H ₁₅ NO ₂ S	N,N-diethyl ethanesulfonamide (392–526)	55.4	(407)	A	[33718-39-7] [87/5]
C ₆ H ₁₅ NO ₃	triethanolamine (523–579)	79.3	(538)	A	[102-71-6] [87/5][59/1] [84/9]
C ₆ H ₁₅ NS	N,N-dimethyl-S- <i>tert</i> -butylthiohydroxylamine (328–334)	28.3	(331)	A	[87/5][99/16]
C ₆ H ₁₅ N ₃	1,3,5-trimethylhexahydro-s-triazine (284–328)	50.8±0.8	(306)	GS	[02/28]
	(284–328)	51.2±0.8	(298)	GS	[02/28]
C ₆ H ₁₅ O ₂ PS ₃	O,O-dimethyl-S-[2-(ethylthio)ethyl]dithiophosphate (283–394)	76.8	(298)	A	[640-15-3] [87/5][99/16]
C ₆ H ₁₅ O ₃ P	phosphonic acid, dipropyl ester (318–467)	38.1	(333)	A	[1809-21-8] [87/5][72/20]
C ₆ H ₁₅ O ₃ PS	O,O,O-triethylthiophosphate (305–335)	87.5	(320)	A	[126-68-1] [87/5][99/16]
C ₆ H ₁₅ O ₃ PS	O,O,S-triethylthiophosphate (312–352)	76.3	(327)	A	[1186-09-0] [87/5][99/16]
C ₆ H ₁₅ O ₃ PS ₂	phosphorothioic acid, O-[2-(ethylthio)ethyl]-O,O-dimethyl ester (283–379)	71.0	(298)	A	[867-27-6] [87/5][99/16]
C ₆ H ₁₅ O ₃ PS ₂	phosphorothioic acid, S-[2-(ethylthio)ethyl]-O,O-dimethyl ester (283–407)	78.8	(298)	A	[919-86-8] [87/5][99/16]
C ₆ H ₁₅ O ₄ P	triethylphosphate (312–484)	46.3	(327)	A	[78-40-0] [87/5][47/5]
C ₆ H ₁₅ P	triethylphosphine (291–402)	38.3	(306)	A	[554-70-1] [87/5][72/20]
C ₆ H ₁₆ FN ₂ OP	N,N'-diisopropyl phosphorodiamidic fluoride (278–398)	58.1	(293)	A	[371-86-8] [87/5]
C ₆ H ₁₆ N ₂	1,6-hexanediamine (348–474)	49.3	(363)	A	[124-09-4] [87/5]
	(338–473)	51.3	(353)	A	[87/5]
C ₆ H ₁₆ N ₂ O ₂	N,N- <i>bis</i> (2-hydroxyethyl)ethylenediamine (399–500)	106.4±6.4	(298)	EB, IPM	[4439-20-7] [97/6][97/7]
C ₆ H ₁₈ N ₃ P	<i>tris</i> (dimethylamino)phosphine (298–333)	41.5±0.6 63.2	(298) (313)	STG	[1608-26-0] [95/2] [84/15]
C ₆ H ₁₈ N ₄	triethylenetetramine (431–550)	59.8	(446)	A	[112-24-3] [87/5][72/20]
C ₇ ClF ₁₇ N ₂ S	chloro(trifluoromethyl) <i>bis</i> (heptafluoroisopropylimino) sulfur (467)	38.9	(467)	I	[77/15]
C ₇ F ₆ O ₂	carbonofluoric acid pentafluorophenyl ester (42.3)	42.3			[59483-82-8] [76/30]
C ₇ F ₈	perfluorotoluene (291–378)	40.0	(306)		[434-64-0] [99/16]
	(285–376)	40.9	(300)	A	[87/5]
	(290–400)	40.4	(298)		[84/9][91/2]
C ₇ F ₁₀	3,3-difluoro-1,2- <i>bis</i> (trifluoromethyl)-4-(difluoroethylene)cyclobutene (272–316)	31.5	(287)	A	[14451-74-2] [87/5][99/16]
C ₇ F ₁₂ O ₂ S ₄	pentane <i>bis</i> (dithioperoxy) acid, hexafluoro- <i>bis</i> (trifluoromethyl) ester (33.6)	33.6	(370)	I	[58936-62-2] [76/18]
C ₇ F ₁₂ O ₆	hexafluoroperoxyglutaric acid, <i>bis</i> (trifluoromethyl) ester (200–390)	47.3	(215)	A	[32751-20-5] [87/5][99/16]
C ₇ F ₁₄	perfluoromethylcyclohexane (305–414)	33.1	(320)		[355-02-2] [99/16]
	(413–488)	30.2	(428)		[99/16]
	(306–384)	34.0	(298)		[84/9][91/2]

TABLE 6. Enthalpies of vaporization of organic compounds, 1880–2002—Continued

Molecular formula	Compound (Temperature range/K)	$\Delta_{\text{vap}}H_m$ (kJ mol ⁻¹)	Mean temperature (T_m /K)	Method	CAS registry number Reference
		34.1 ± 0.3	(298)		[81/23]
	(305–385)	33.4	(320)	A	[87/5][70/14] [73/18]
	(306–384)	33.3	(321)		[59/12][84/9]
	(298–353)	33.8	(313)		[57/14][84/9]
	(272–349)	33.3	(310)		[56/14][70/14]
C ₇ F ₁₅ NS	2,2,3,3,4,4,5,5-octafluoro-1,1,2,3,4,5-hexahydro-1-[[1,2,2,2-tetrafluoro-1-(trifluoromethyl)ethyl]imino]thiophene				[77984-26-0]
		33.9	(371)		[81/15]
C ₇ F ₁₆	perfluoroheptane				[335-57-9]
	(363–474)	32.6	(378)		[99/16]
	(304–390)	36.3 ± 0.3	(298)	EB	[97/8]
	(290–355)	35.9	(298)		[84/9][91/2]
		33.1			[59/28]
	(293–355)	34.9	(324)		[56/14]
	(271–379)	37.7	(286)	A	[87/5][51/6] [70/14][73/18]
C ₇ F ₁₆ N ₂ OS	1,1,1-trifluoro-N'-[1,2,2,2-tetrafluoro-1-(trifluoromethyl)ethyl]-N-[2,2,2-trifluoro-1-(trifluoromethyl)ethylidene]methanesulfonimidamide				[62609-64-7]
		33.5	(451)		[77/19]
C ₇ F ₁₇ N	perfluoro-N,N-diethylpropylamine				[338-81-8]
	(283–366)	39.2	(325)		[99/16]
C ₇ HF ₁₃ O ₂	tridecafluoroheptanoic acid				[375-85-9]
	(359–485)	61.4 ± 0.3	(370)	EB	[02/14]
	(359–485)	55.5 ± 0.3	(410)	EB	[02/14]
	(359–485)	48.7 ± 0.7	(450)	EB	[02/14]
C ₇ HF ₁₅	1,1,1,2,2,3,3,4,4,5,5,6,6,7,7-pentafluoroheptane				[375-83-7]
	(365–369)	30.7	(367)		[66/34]
	(292–370)	37.1	(307)	A	[87/5][53/6]
					[73/18][99/16]
C ₇ H ₂ F ₁₃ NO	(E) 1,1,1,2,3,3,3-heptafluoro-N-[2,2,2-trifluoro-1-(2,2,2-trifluoro-ethoxy)ethylidene]-2-propanamine				[54181-88-3]
		35.7	(369)		[75/20]
C ₇ H ₃ ClF ₃ NO ₂	1-(trifluoromethyl)-2-chloro-5-nitrobenzene				[777-37-7]
	(364–508)	58.1	(379)	A	[87/5][53/6] [73/18][99/16]
C ₇ H ₃ ClF ₃ NO ₂	1-(trifluoromethyl)-4-chloro-3-nitrobenzene				[121-17-5]
	(358–495)	57.6	(373)	A	[87/5][73/18] [99/16]
C ₇ H ₃ Cl ₂ F ₃	1-(trifluoromethyl)-3,4-dichlorobenzene				[328-84-7]
	(353–453)	44.1	(368)	A	[87/5]
	(284–446)	41.8	(299)		[47/5]
C ₇ H ₃ Cl ₂ NO	3,4-dichlorophenylisocyanate				[102-36-3]
	(373–473)	47.4	(388)	A	[87/5]
C ₇ H ₃ Cl ₅	1-(trichloromethyl)-3,4-dichlorobenzene				[13014-24-9]
	(438–663)	59.3	(453)	A	[87/5][70/14] [73/18][99/16]
C ₇ H ₃ F ₅	2,3,4,5,6-pentafluorotoluene				[771-56-2]
	(403–523)	36.1	(418)		[99/16]
	(493–564)	34.9	(508)		[99/16]
	(310–410)	41.2	(298)		[84/9][91/2]
	(312–416)	39.9	(327)	A	[87/5][68/10] [73/18][99/16]
C ₇ H ₄ ClF ₃	1-(trifluoromethyl)-2-chlorobenzene				[88-16-4]
	(310–426)	44.6	(325)	A	[87/5][51/9] [70/14][73/18]
C ₇ H ₄ ClF ₃	1-(trifluoromethyl)-3-chlorobenzene				[98-15-7]
	(302–411)	43.0	(317)	A	[87/5][51/9] [70/14][73/18]
C ₇ H ₄ ClF ₃	1-(trifluoromethyl)-4-chlorobenzene				[98-56-6]
	(302–412)	42.2	(317)	A	[87/5][51/9] [70/14][73/18]
C ₇ H ₄ ClN	2-chlorobenzonitrile				[873-32-5]
	(378–486)	53.5	(393)	EB	[94/18]
C ₇ H ₄ ClN	4-chlorobenzonitrile				[623-03-0]

TABLE 6. Enthalpies of vaporization of organic compounds, 1880–2002—Continued

Molecular formula	Compound (Temperature range/K)	$\Delta_{\text{vap}}H_m$ (kJ mol ⁻¹)	Mean temperature (T_m /K)	Method	CAS registry number Reference
C ₇ H ₄ ClNO	(389–483) 3-chlorophenyl isocyanate	51.9	(404)	EB	[94/18] [2909-38-8]
	(344–432)	53.1	(359)	A	[87/5][64/10]
C ₇ H ₄ ClNO	(363–443) 4-chlorophenyl isocyanate	48.9	(378)	A	[104-12-1] [87/5]
	(323–433)	44.3	(338)		[67/17]
C ₇ H ₄ ClNO ₃	3-nitrobenzoyl chloride (428–551)	62.4	(443)	A	[121-90-4] [87/5][99/16]
C ₇ H ₄ Cl ₂ O	2-chlorobenzoyl chloride (374–395)	53.4	(384)	A	[609-65-4] [87/5][99/16]
C ₇ H ₄ Cl ₂ O	3-chlorobenzoyl chloride (367–391)	49.4	(382)	A	[618-46-2] [87/5][99/16]
C ₇ H ₄ Cl ₂ O	4-chlorobenzoyl chloride (370–392)	55.7	(381)	A	[122-01-0] [87/5][99/16]
C ₇ H ₄ Cl ₄	1-(trichloromethyl)-2-chlorobenzene (423–588)	55.0	(438)	A	[2136-89-2] [87/5][70/14]
C ₇ H ₄ Cl ₄	2,3,5,6-tetrachlorotoluene (399–548)	52.6	(414)	A	[1006-31-1] [87/5][73/15]
C ₇ H ₄ F ₃ NO ₂	1-(trifluoromethyl)-3-nitrobenzene (341–475)	53.8	(356)	A	[99/16] [98-46-4] [87/5][53/6] [99/16]
C ₇ H ₄ F ₄	1-(trifluoromethyl)-2-fluorobenzene (310–410)	38.1	(298)		[392-85-8] [84/9][91/2]
C ₇ H ₄ F ₄	1-(trifluoromethyl)-3-fluorobenzene (313–410)	36.8	(328)	A	[401-80-9] [87/5][70/14]
C ₇ H ₄ F ₄	1-(trifluoromethyl)-4-fluorobenzene (286–381)	35.8	(301)	A	[402-44-8] [87/5][70/14]
C ₇ H ₄ F ₁₂ O	2,2,3,3,4,4,5,5,6,6,7,7-dodecafluoro-1-heptanol (355–446)	53.4	(370)	A	[335-99-9] [87/5][99/16]
C ₇ H ₅ BrO	benzoyl bromide (320–492)	52.3	(335)	A	[618-32-6] [87/5][47/5]
C ₇ H ₅ ClO	benzoyl chloride (305–470)	49.6	(320)	A	[98-88-4] [87/5][47/5] [99/16]
C ₇ H ₅ ClO	2-chlorobenzaldehyde (382–563)	49.8	(397)	A	[89-98-5] [87/5][99/16]
C ₇ H ₅ Cl ₂ N	phenylcarbonimidic dichloride (273–333)	54.0	(288)	A	[622-44-6] [87/5][73/18] [99/16]
C ₇ H ₅ Cl ₃	1-(chloromethyl)-2,4-dichlorobenzene (413–578)	54.6	(428)	A	[94-99-5] [87/5][70/14] [73/18]
C ₇ H ₅ Cl ₃	(trichloromethyl)benzene	57.6			[98-07-7] [95/30]
	(318–487)	52.0	(333)	A	[87/5][47/5]
C ₇ H ₅ Cl ₃	2,3,6-trichlorotoluene (384–509)	62.2	(399)	A	[2077-46-5] [87/5][73/15]
C ₇ H ₅ FN ₂ O ₄	(fluorodinitromethyl)benzene (328–363)	52.8	(343)	A	[17003-70-2] [87/5]
C ₇ H ₅ F ₃	(trifluoromethyl)benzene (328–413)	35.6	(343)		[98-08-8] [99/16]
	(468–532)	31.6	(483)		[99/16]
	(323–384)	35.9	(338)	I	[92/3]
	(460–530)	32.4	(475)		[85/15]
	(330–410)	37.1	(298)		[84/9][91/2]
		35.4±0.1	(334)	C	[59/7]
		34.1±0.1	(353)	C	[59/7]
		32.6±0.1	(375)	C	[59/7]
	(328–413)	35.7	(343)	A, EB	[87/5][51/9] [70/14][59/7]
	(241–375)	39.1	(256)		[47/5]
	(275–353)	38.5	(290)		[46/3]
C ₇ H ₅ F ₁₀ NS	2,2,2-trifluoro-N-[1,2,2,2-tetrafluoro-1-(trifluoromethyl)ethyl]-ethanimidothioic acid, ethyl ester				

TABLE 6. Enthalpies of vaporization of organic compounds, 1880–2002—Continued

Molecular formula	Compound (Temperature range/K)	$\Delta_{\text{vap}}H_m$ (kJ mol ⁻¹)	Mean temperature (T_m /K)	Method	CAS registry number Reference
C ₇ H ₅ F ₁₁ O	1-ethoxy-1,1,2,2,3,3,4,4,5,5,5-undecafluoropentane (288–373)	30.1	(394)		[75/20]
		39.0	(303)	I	[181214-75-5] [02/19]
C ₇ H ₅ F ₁₁ O	1-ethoxy-1,1,2,2,3,3,4,4,4-octafluoro-3-(trifluoromethyl)butane (288–373)	38.3	(303)	I	[203783-57-7] [02/19]
C ₇ H ₅ N	benzotrile (301–464)	49.1	(316)	A	[100-47-0] [87/5][47/5]
C ₇ H ₅ N	phenyl isocyanide (285–438)	46.2	(300)	A	[931-54-4] [87/5][47/5]
C ₇ H ₅ NO	benzoxazole	51.2	(320)	EB	[273-53-0] [92/10]
		48.6	(360)	EB	[92/10]
		46.1	(400)	EB	[92/10]
		43.5	(440)	EB	[92/10]
		40.7	(480)	EB	[92/10]
C ₇ H ₅ NO	phenyl isocyanate (329–445)	46.5 ± 0.3	(298)	EB	[103-71-9] [96/4]
		45.0	(298)	A	[87/5][47/5]
C ₇ H ₅ NO ₃	2-nitrobenzaldehyde (390–547)	58.7	(405)	A	[552-89-6] [87/5]
		59.5	(373)		[47/5]
C ₇ H ₅ NO ₃	3-nitrobenzaldehyde (401–552)	62.0	(416)	A	[99-61-6] [87/5]
C ₇ H ₅ NS	benzothiazole	58.7	(320)	EB	[95-16-9] [92/10]
		56.0	(360)	EB	[92/10]
		53.5	(400)	EB	[92/10]
		50.9	(440)	EB	[92/10]
		48.4	(480)	EB	[92/10]
		45.7	(520)	EB	[92/10]
C ₇ H ₅ NS	phenyl isothiocyanate (320–492)	52.6	(335)	A	[103-72-0] [87/5][47/5]
C ₇ H ₅ N ₃ O ₆	2,4,6-trinitrotoluene (353–523)	93.7	(368)	A	[118-96-7] [87/5]
		87.0 ± 1.9	(298)	ME	[78/2]
C ₇ H ₅ N ₃ O ₇	2,4,6-trinitroanisole (342–363)	91.9	(352)	A	[606-35-9] [87/5]
C ₇ H ₆ Cl ₂	(dichloromethyl)benzene (308–487)	49.5	(323)	A	[98-87-3] [87/5][47/5]
C ₇ H ₆ Cl ₂	2,4-dichlorotoluene (346–475)	50.6	(361)	A	[95-73-8] [87/5][73/15]
					[99/16]
C ₇ H ₆ Cl ₂	3,4-dichlorotoluene (378–543)	49.4	(393)	A	[95-75-0] [87/5][0/14]
C ₇ H ₆ Cl ₃ NO ₂	2,2,4-trichloro-5-(dimethylamino)-4-cyclopentene-1,3-dione (453–483)	70.9	(468)	GC	[99/16] [77765-42-5] [80/25]
C ₇ H ₆ F ₃ N	1-(trifluoromethyl)-3-aminobenzene (334–464)	53.1	(349)	A	[98-16-8] [87/5][53/6] [99/16]
C ₇ H ₆ F ₃ NS	N-(trifluoromethyl)thioaniline (333–413)	47.0	(348)	A	[87/5]
C ₇ H ₆ F ₆ O ₄	dimethyl perfluoroglutarate	52.3	(298)	EB	[76/7]
C ₇ H ₆ N ₂ O ₄	2,4-dinitrotoluene (344–572)	76.9	(359)	A	[121-14-2] [87/5]
		58.2	(488)		[87/5][68/14] [73/18]
		70.2			[77/6][58/1]
C ₇ H ₆ N ₂ O ₄	2,6-dinitrotoluene (330–533)	77.8	(345)	A	[606-20-2] [87/5]
		56.9	(438)	A	[87/5][68/14]
		68.7			[77/6][58/1]
C ₇ H ₆ N ₂ O ₄	3,5-dinitrotoluene				[618-85-9]

TABLE 6. Enthalpies of vaporization of organic compounds, 1880–2002—Continued

Molecular formula	Compound (Temperature range/K)	$\Delta_{\text{vap}}H_m$ (kJ mol ⁻¹)	Mean temperature (T_m /K)	Method	CAS registry number Reference
C ₇ H ₆ O	(493–543)	62.6	(508)	A	[87/5][68/14]
	benzaldehyde				[100-52-7]
	(313–353)	49.1	(298)	CGC	[95/21]
	(348–452)	49.5	(363)	A	[87/5]
	(409–481)	43.8	(424)	A	[87/5]
	(311–376)	48.6	(326)	A	[87/5]
	(370–475)	45.5	(385)	A	[87/5]
	(465–541)	41.9	(480)	A	[87/5]
	(529–599)	40.6	(544)	A	[87/5]
	(311–404)	50.3	(298)	EB	[75/5]
	(311–404)	42.5	(452)	EB	[75/5]
C ₇ H ₆ O	(273–373)	47.0	(288)	A, BG	[87/5][73/4]
	(299–452)	54.4	(314)		[47/5]
C ₇ H ₆ O	2,4,6-cycloheptatrienone (tropone)				[539-80-0]
C ₇ H ₆ O ₂	(273–323)	54.2	(288)	A	[87/5]
	benzoic acid				[65-85-0]
C ₇ H ₆ O ₂	(353–393)	78.9	(298)	CGC	[95/21]
	(405–523)	66.3	(420)	A	[87/5]
		65.4	(428)	I	[43/7]
	(401–520)	67.7	(416)	MM, A	[27/5]
C ₇ H ₆ O ₂	4-hydroxybenzaldehyde				[123-08-0]
	(394–583)	72.3	(409)	A	[87/5][47/5]
C ₇ H ₆ O ₂	2-hydroxybenzaldehyde				[100-83-4]
	(383–470)	30.6	(398)	A	[87/5]
		47.7			[86/10]
C ₇ H ₆ O ₂	(306–470)	49.6	(321)		[47/5]
	phenyl formate				[1864-94-4]
C ₇ H ₆ O ₂	(287–305)	52.9±0.6	(298)	BG	[76/9][75/36]
	1,3-benzodioxole				[274-09-9]
C ₇ H ₆ O ₃		41.4			[58/25]
	2-hydroxybenzoic acid				[69-72-7]
C ₇ H ₆ O ₃	(445–504)	79.4	(460)	A	[87/5]
	benzylbromide				[100-39-0]
C ₇ H ₇ Br	(284–306)	53.3±0.7	(298)	GS	[02/29]
		53.7	(298)	CGC	[02/29]
	(340–409)	48.1	(355)	I, A	[76/11][87/5]
		50.5±0.5	(298)		[76/11]
	(305–472)	46.9	(320)	A	[87/5][47/5]
C ₇ H ₇ Br					[99/16]
	2-bromotoluene				[95-46-5]
C ₇ H ₇ Br	(322–455)	47.2	(337)		[99/16]
	(353–518)	45.3	(368)	A	[87/5][70/14]
					[73/18]
	(297–455)	52.6	(312)		[47/5]
C ₇ H ₇ Br	(273–348)	48.8	(288)		[40/5]
	3-bromotoluene				[591-17-3]
	(351–457)	47.7	(366)		[99/16]
	(287–457)	48.3	(302)	A	[87/5][47/5]
C ₇ H ₇ Br	(273–348)	49.4	(288)		[40/5]
	4-bromotoluene				[108-38-7]
	(320–458)	47.1	(335)		[99/16]
	(273–472)	55.3	(288)		[99/16]
C ₇ H ₇ Br	(358–523)	45.8	(373)	A	[87/5][70/14]
					[73/18]
C ₇ H ₇ BrO	2-bromoanisole				[578-57-4]
C ₇ H ₇ BrO		52.3			[86/10]
	3-bromoanisole				[2398-37-0]
C ₇ H ₇ BrO		50.2			[86/10]
	4-bromoanisole				[104-92-7]
C ₇ H ₇ BrO		50.6			[86/10]
	(318–496)	48.9	(333)		[47/5]
C ₇ H ₇ BrS	2-bromothioanisole				[19614-16-5]
C ₇ H ₇ BrS		56.5			[86/10]
	3-bromothioanisole				

TABLE 6. Enthalpies of vaporization of organic compounds, 1880–2002—Continued

Molecular formula	Compound (Temperature range/K)	$\Delta_{\text{vap}}H_m$ (kJ mol ⁻¹)	Mean temperature (T_m /K)	Method	CAS registry number Reference
C ₇ H ₇ BrS	4-bromothioanisole	54.4			[86/10] [104-95-0]
C ₇ H ₇ Cl	benzyl chloride (276–309)	55.7			[86/10] [100-44-7]
		50.1±0.3	(298)	GS	[02/29]
		49.9	(298)	CGC	[02/29]
	(320–390)	48.6	(335)	A, I	[87/5][76/11]
		50.1±0.5	(298)		[76/11][99/16]
	(295–453)	48.6	(310)		[87/5][47/5]
C ₇ H ₇ Cl	2-chlorotoluene (370–432)	41.6	(385)		[99/16]
	(345–430)	45.3	(298)		[84/9][91/2]
	(345–430)	42.5	(361)		[84/9]
	(338–493)	42.8	(353)	A	[87/5][73/18]
					[70/14]
	(278–432)	44.8	(293)		[47/5]
	(273–348)	45.8	(288)		[40/5]
C ₇ H ₇ Cl	3-chlorotoluene (373–435)	41.9	(388)		[108-41-8] [99/16]
	(277–436)	43.7	(292)	A	[87/5][47/5]
	(273–348)	46.2	(288)		[40/5]
C ₇ H ₇ Cl	4-chlorotoluene (362–435)	41.8	(375)		[106-43-4] [99/16]
	(304–436)	41.7	(319)	A	[87/5]
	(340–430)	46.0	(298)		[84/9][91/2]
	(338–433)	43.5	(353)		[84/9]
	(279–435)	44.1	(293)		[47/5]
C ₇ H ₇ ClO	2-chloroanisole (388–460)	49.4 48.3	 (403)	 A	[766-51-8] [86/10] [87/5][73/18] [99/16]
C ₇ H ₇ ClO	3-chloroanisole	48.1			[2845-89-8] [86/10]
C ₇ H ₇ ClO	4-chloroanisole	47.7			[623-12-1] [86/10]
C ₇ H ₇ ClS	2-chlorothioanisole	53.6			[17733-22-1] [86/10]
C ₇ H ₇ ClS	3-chlorothioanisole	51.9			[4867-37-2] [86/10]
C ₇ H ₇ ClS	4-chlorothioanisole	53.1			[123-09-1] [86/10]
C ₇ H ₇ F	benzyl fluoride (278–318)	46.2±0.3 46.5	(298) (298)	GS CGC	[350-50-5] [02/29] [02/29]
	(278–318)	46.3±0.3	(298)	GS	[97/14]
	(297–410)	43.7	(312)	A	[87/5]
	(298–356)	44.3	(312)	I	[76/11]
		44.5±0.4	(298)		[76/11]
C ₇ H ₇ F	2-fluorotoluene (248–388)	42.0	(263)		[95-52-3] [99/16]
	(452–531)	31.5	(465)		[99/16]
	(453–530)	32.3	(468)		[84/16]
	(308–348)	38.0	(323)		[74/26][84/9]
	(295–388)	38.7	(310)	A	[87/5][51/9]
	(248–387)	40.5	(264)		[47/5]
C ₇ H ₇ F	3-fluorotoluene (250–390)	41.6	(265)		[352-70-5] [99/16]
	(293–390)	39.2	(308)	A	[87/5][51/9]
	(250–389)	40.7	(266)		[47/5]
C ₇ H ₇ F	4-fluorotoluene (340–430)	39.5	(298)		[352-32-9] [84/9][91/2]
	(340–429)	37.0	(355)	A	[87/5][51/9]
					[99/16]
C ₇ H ₇ F ₂ N	N,N-difluorobenzylamine				[23162-99-4]

TABLE 6. Enthalpies of vaporization of organic compounds, 1880–2002—Continued

Molecular formula	Compound (Temperature range/K)	$\Delta_{\text{vap}}H_m$ (kJ mol ⁻¹)	Mean temperature (T_m /K)	Method	CAS registry number Reference
C ₇ H ₇ F ₉ O	(313–333)	77.8	(323)	A	[87/5]
	1,1,1,2,2,3,3,4,4-nonafluoro-4-propoxybutane (288–369)	37.9	(303)	I	[72372-80-6] [02/19]
C ₇ H ₇ I	benzyl iodide (301–337)	57.4±0.3	(298)	GS	[620-05-3] [02/29]
	(360–400)	57.7 46.8 50.6±1.4	(298) (375) (298)	CGC I, A	[02/29] [87/5][76/11] [76/11]
C ₇ H ₇ I	2-iodotoluene (310–484)	49.7	(325)	A	[615-37-2] [87/5][47/5]
C ₇ H ₇ IO	4-iodoanisole (401–520)	54.4	(416)	A	[696-62-8] [87/5][99/16]
	(401–479)	53.1±0.4	(440)	I	[56/26]
C ₇ H ₇ NO ₂	(nitromethyl)benzene (363–413)	53.8	(378)	A	[622-42-4] [87/5]
C ₇ H ₇ NO ₂	2-nitrotoluene (274–323)	59.0±0.3 59.1±0.3	(299) (298)	GS	[88-72-2] [00/15] [00/15]
	(388–448)	52.0	(403)	EB	[94/8]
C ₇ H ₇ NO ₂	(402–496)	51.0	(417)	A	[87/5]
	(387–493)	52.2	(402)		[38/9][94/8]
C ₇ H ₇ NO ₂	3-nitrotoluene (397–452)	52.8	(413)	EB	[99-08-1] [94/8]
	(353–505)	49.8	(368)	A	[87/5]
C ₇ H ₇ NO ₂	4-nitrotoluene (407–457)	52.8	(422)	EB	[99-99-0] [94/8]
	(423–512)	49.8	(438)	A	[87/5]
C ₇ H ₇ NO ₃	(387–493)	54.2	(402)		[38/9][94/8]
	2-nitroanisole (424–545)	58.6	(439)	A	[91-23-6] [87/5]
C ₇ H ₇ N ₃	(azidomethyl)benzene (333–363)	48.0	(348)	A	[622-79-7] [87/5]
C ₇ H ₈	bicyclo[2.2.1]hepta-2,5-diene				[121-46-0]
	(300–364)	34.8±0.1 33.6 34.7±0.1 33.8±0.9 32.9±0.8	(298) (315) (298) (298) (298)	C A C C BG	[93/1] [87/5] [85/2] [78/1] [73/1]
C ₇ H ₈	1,3,5-cycloheptatriene (273–338)	40.8	(288)	A	[544-25-2] [87/5][73/18]
	(273–416)	39.4 38.7±0.2	(288) (298)	A, EB	[87/5][56/20] [56/20]
C ₇ H ₈	tetracyclo[3.2.0.0 ^{2,7} .0 ^{4,6}]heptane (quadricyclane)				[278-06-8]
	(302–372)	37.9±0.1 37.9±0.1 37.0±0.8 37.3±0.8	(298) (298) (298) (317)	C C C BG	[93/1] [85/2] [78/1] [87/5][73/1]
C ₇ H ₈	toluene (331–496)	35.7	(346)		[108-88-3] [93/3]
	(210–279)	40.6	(264)	A	[87/5]
	(383–445)	34.4	(398)	A	[87/5]
	(440–531)	33.2	(455)	A	[87/5]
	(530–592)	33.3	(545)	A	[87/5]
	(273–295)	38.9	(284)	A	[87/5]
		33.5±0.1	(380)	C	[85/10]
		32.1±0.1	(403)	C	[85/10]
		29.4±0.1	(441)	C	[85/10]
		27.1±0.1	(470)	C	[85/10]
		24.0±0.1	(505)	C	[85/10]
		35.4	(333)		[84/29]
		33.4	(373)		[84/29]
	31.4	(413)		[84/29]	
	28.4	(453)		[84/29]	
	24.0	(493)		[84/29]	

TABLE 6. Enthalpies of vaporization of organic compounds, 1880–2002—Continued

Molecular formula	Compound (Temperature range/K)	$\Delta_{\text{vap}}H_m$ (kJ mol ⁻¹)	Mean temperature (T_m /K)	Method	CAS registry number Reference
C ₇ H ₈ O	(343–383)	35.4	(360)		[75/33]
		38.0	(298)		[71/28]
	(303–343)	37.3	(318)		[68/23]
	(288–348)	36.9	(303)		[67/10]
	(210–293)	37.8	(278)		[56/5]
	(308–386)	37.0	(323)		[87/5][49/6]
		38.0	(298)	C	[47/7]
	(286–362)	37.8	(301)		[46/4]
	(308–384)	37.0	(323)	MM	[45/2]
	(273–323)	38.8	(288)		[43/1]
	anisole				[100-66-3]
	(353–393)	45.3	(298)	CGC	[95/21]
	(382–429)	41.8	(397)		[93/4]
		41.0			[86/10]
	(382–437)	41.9	(397)	A	[87/5][76/2]
	(382–437)	46.9	(298)		[76/2]
(282–437)	39.0	(426)		[76/2]	
	46.8±0.2	(298)	C	[75/3]	
	42.9±0.1	(367)	C	[67/39]	
	42.0±0.1	(382)	C	[67/39]	
	40.5±0.1	(402)	C	[67/39]	
	38.9±0.1	(427)	C	[67/39]	
C ₇ H ₈ O	(382–437)	41.9	(397)		[55/9][65/7]
	benzyl alcohol				[100-51-6]
	(277–381)	64.8±0.6	(298)	GS	[99/3]
	(323–373)	69.5	(298)	CGC	[95/21]
		60.5			[95/30]
	(303–333)	66.2	(318)	GS	[82/1]
C ₇ H ₈ O	(385–573)	54.6	(400)	A	[87/5][73/18]
	(293–313)	61.5	(303)	A, ME	[87/5][57/9]
					[73/18]
	2-hydroxytoluene				[95-48-7]
	(304–409)	58.5	(319)	A	[87/5]
C ₇ H ₈ O	(399–470)	50.1	(414)	A	[87/5]
	(463–526)	46.2	(478)	A	[87/5]
	(517–630)	44.0	(532)	A	[87/5]
		50.2			[86/10]
	(383–473)	51.3	(398)	GS, EB	[87/5][60/4]
					[73/18]
	(415–462)	48.2	(438)		[39/4]
	3-hydroxytoluene				[108-39-4]
	(393–433)	62.5	(298)	CGC	[95/21]
	(284–313)	61.7	(298)	A	[87/5]
C ₇ H ₈ O	(285–416)	63.1	(300)	A	[87/5]
	(410–477)	52.7	(425)	A	[87/5]
	(471–531)	47.6	(486)	A	[87/5]
	(523–633)	43.8	(538)	A	[87/5]
	(383–473)	55.0	(398)	GS, EB	[87/5][60/4]
					[73/18]
	(388–429)	60.6	(409)	GS	[80/17]
	(359–473)	58.8	(374)		[55/9][84/9]
	(422–474)	50.7	(448)		[39/4]
	4-hydroxytoluene				[106-44-5]
C ₇ H ₈ O	(308–393)	62.0	(323)	A	[87/5]
	(385–477)	55.4	(400)	A	[87/5]
	(463–533)	49.2	(478)	A	[87/5]
	(523–635)	46.0	(538)	A	[87/5]
		54.0			[86/10]
	(383–473)	55.6	(398)	A, GS, EB	[87/5][60/4]
					[73/18]
	(419–474)	51.3	(446)		[39/4]
C ₇ H ₈ OS	4-methoxybenzenethiol				[106-53-6]
		52.3			[86/10]
C ₇ H ₈ O ₂	2,4-dihydroxytoluene				[496-73-1]

TABLE 6. Enthalpies of vaporization of organic compounds, 1880–2002—Continued

Molecular formula	Compound (Temperature range/K)	$\Delta_{\text{vap}}H_m$ (kJ mol ⁻¹)	Mean temperature (T_m /K)	Method	CAS registry number Reference
C ₇ H ₈ O ₂	(391–459) 2,6-dihydroxytoluene	72.2	(406)	A, GC	[87/5][75/24] [608-25-3]
C ₇ H ₈ O ₂	(398–434) 3,4-dihydroxytoluene	66.9	(413)	A, GC	[87/5][75/24] [452-86-8]
C ₇ H ₈ O ₂	(387–415) 3,5-dihydroxytoluene	90.0	(401)	A	[87/5] [504-15-4]
C ₇ H ₈ O ₂	(402–468) 2-methoxyphenol	76.6	(417)	A, GC	[87/5][75/24] [90-05-1]
C ₇ H ₈ O ₂	(378–479) (355–478) 3-methoxyphenol	52.7 52.7	(393) (370)	A	[87/5][73/18] [55/9] [150-19-6]
C ₇ H ₈ O ₂	(413–518) 4-methoxyphenol	64.8	(428)	A	[87/5][73/18] [150-76-5]
C ₇ H ₈ O ₂	(418–518) 2,3-dimethyl-2 <i>H</i> -pyran-2-one	58.6 61.4	(433)	A	[86/10] [87/5][73/18] [63233-31-8]
C ₇ H ₈ O ₂ S	(352–518) 6-methyl-4-methoxy-2 <i>H</i> -pyran-2-thione	64.9	(367)	A	[87/5][47/5] [52911-98-5]
C ₇ H ₈ O ₂ S	(401–415) 2-methyl-6-(methylthio)-4 <i>H</i> -pyran-4-one	108.9	(408)	A	[87/5][99/16] [74/30] [52911-99-6]
C ₇ H ₈ O ₃	(387–432) 2-furancarboxylic acid, ethyl ester	62.7	(402)	A	[87/5][99/16] [74/30] [614-99-3]
C ₇ H ₈ O ₃	(354–389) (310–468) 3-methoxy-6-methyl-4 <i>H</i> -pyran-4-one	51.2 52.6	(369) (325)	A	[87/5] [47/5] [4225-42-7]
C ₇ H ₈ O ₃	(370–384) 4-methoxy-6-methyl-2 <i>H</i> -pyran-2-one	72.8	(377)	A	[87/5] [672-89-9]
C ₇ H ₈ O ₃	(385–434) benzenemethanethiol	57.4	(400)	A	[87/5] [100-53-8]
C ₇ H ₈ S	(394–436) 2-methylbenzenethiol	47.5 56.6±0.1	(409) (298)		[99/16] [72/11] [137-06-4]
C ₇ H ₈ S	(351–498) (370–470) 3-methylbenzenethiol	48.1 46.6 46.0	(366) (394)	A	[99/16] [87/5] [86/10] [108-40-7]
C ₇ H ₈ S	(353–498) (380–471) 4-methylbenzenethiol	48.7 47.1	(368) (395)	A	[99/16] [87/5] [106-45-6]
C ₇ H ₈ S	(351–499) (379–471) methyl phenyl sulfide	48.1 46.5 46.4	(366) (394)	A	[99/16] [87/5] [86/10] [100-68-5]
C ₇ H ₈ S	(389–475) 4,5,6,7-tetrahydro-1,4-benzodithiol-2-thione	47.7 54.3±0.1 47.5	(298) (404)	A, EB	[86/10] [72/11][66/5] [87/5][66/5] [99/16] [62/20] [698-42-0]
C ₇ H ₈ S ₃	(323–353) 2,3,3-trichloro-2-propenethioic acid, O-butyl ester	50.6±2.1 99.0	(298) (346)		[99/16] [62/20] [79886-21-8]
C ₇ H ₉ Cl ₃ OS	(383–433) glycine, N-[N-(trifluoroacetyl)glycyl]methyl ester	73.3	GC		[80/24] [433-33-0]
C ₇ H ₉ F ₃ N ₂ O ₄	(420–443) pentafluoropropionic acid, butyl ester	93.8	(431)	A	[87/5][73/18] [680-28-4]
C ₇ H ₉ F ₅ O ₂	(354–389) benzylamine	38.6	(369)	A, EB	[87/5][69/13] [99/16] [100-46-9]
C ₇ H ₉ N	(302–458) 2,3-dimethylpyridine	51.8	(317)	A	[87/5][77/3] [47/1] [583-61-9]
C ₇ H ₉ N	(283–313)	52.0±0.6	(298)	GS	[99/3]

TABLE 6. Enthalpies of vaporization of organic compounds, 1880–2002—Continued

Molecular formula	Compound (Temperature range/K)	$\Delta_{\text{vap}}H_m$ (kJ mol ⁻¹)	Mean temperature (T_m /K)	Method	CAS registry number Reference
C ₇ H ₉ N	(328–476)	45.2	(340)	EB	[95/22]
	(328–476)	42.7	(380)	EB	[95/22]
	(328–476)	40.2	(420)	EB	[95/22]
	(328–476)	37.4	(460)	EB	[95/22]
	(323–373)	47.6	(298)	CGC	[95/21]
		46.9	(313)	C	[85/1]
		45.0	(343)	C	[85/1]
		43.5	(368)	C	[85/1]
	(372–436)	43.0	(387)	A	[87/5][73/18] [108-47-4]
	2,4-dimethylpyridine				
	(323–373)	47.5	(298)	CGC	[95/21]
	(288–373)	45.5	(330)		[95/4]
	(331–473)	44.8	(340)	EB	[95/22]
	(331–473)	42.3	(380)	EB	[95/22]
	(331–473)	39.8	(420)	EB	[95/22]
	(331–473)	37.0	(460)	EB	[95/22]
	(298–431)	47.1	(313)	EB	[90/6]
(267–358)	47.5	(282)	MM	[86/2]	
C ₇ H ₉ N		46.5	(313)	C	[85/1]
		44.6	(343)	C	[85/1]
		43.9	(368)	C	[85/1]
	(349–433)	43.5	(364)	A	[87/5][73/18] [589-93-5]
	2,5-dimethylpyridine				
	(330–471)	44.4	(340)	EB	[95/22]
	(330–471)	41.9	(380)	EB	[95/22]
	(330–471)	39.4	(420)	EB	[95/22]
	(330–471)	36.5	(460)	EB	[95/22]
	(358–431)	42.8	(373)	A, MG	[87/5][53/4] [73/18] [108-48-5]
C ₇ H ₉ N	2,6-dimethylpyridine				
	(323–373)	46.4	(298)	CGC	[95/21]
	(288–373)	43.7	(330)		[95/4]
	(315–457)	43.9	(320)	EB	[95/22]
	(315–457)	41.4	(360)	EB	[95/22]
	(315–457)	38.8	(400)	EB	[95/22]
	(315–457)	36.0	(440)	EB	[95/22]
	(295–417)	45.0	(310)	EB	[90/6]
	(267–358)	46.1	(282)	MM	[86/2]
		44.4	(313)	C	[85/1]
		42.5	(343)	C	[85/1]
C ₇ H ₉ N		40.8	(368)	C	[85/1]
	(352–418)	41.6	(367)	A, MG	[87/5][53/4] [583-58-4]
	3,4-dimethylpyridine				
	(341–495)	46.6	(360)	EB	[95/22]
	(341–495)	44.2	(400)	EB	[95/22]
	(341–495)	41.7	(440)	EB	[95/22]
	(341–495)	39.0	(480)	EB	[95/22]
	(288–422)	47.6	(355)		[95/4]
		48.8	(328)	C	[85/1]
		47.6	(343)	C	[85/1]
		45.9	(368)	C	[85/1]
C ₇ H ₉ N	(385–454)	44.8	(400)	A	[87/5][73/18] [591-22-0]
	3,5-dimethylpyridine				
	(323–373)	48.7	(298)	CGC	[95/21]
	(288–392)	47.0	(340)		[95/4]
	(335–487)	46.7	(340)	EB	[95/22]
	(335–487)	44.3	(380)	EB	[95/22]
	(335–487)	41.8	(420)	EB	[95/22]
	(335–487)	39.2	(460)	EB	[95/22]
	(273–358)	49.1	(288)	MM	[86/2]
		49.6	(313)	C	[85/1]
		46.5	(343)	C	[85/1]
		44.8	(368)	C	[85/1]
	(373–446)	44.3	(388)	A	[87/5][73/18]

TABLE 6. Enthalpies of vaporization of organic compounds, 1880–2002—Continued

Molecular formula	Compound (Temperature range/K)	$\Delta_{\text{vap}}H_m$ (kJ mol ⁻¹)	Mean temperature (T_m /K)	Method	CAS registry number Reference
C ₇ H ₉ N	3-ethylpyridine (334–373)	44.6	(349)	A	[536-78-7] [87/5][73/18]
C ₇ H ₉ N	2-ethylpyridine (323–373)	43.7	(338)	A	[100-71-0] [87/5][73/18]
C ₇ H ₉ N	4-ethylpyridine (333–372)	45.3	(348)	A	[536-75-4] [87/5][73/18]
C ₇ H ₉ N	N-methylaniline (309–469)	53.6	(324)	A	[100-61-8] [87/5]
C ₇ H ₉ N	<i>o</i> -toluidine (290–517)	57.8	(300)	EB, IPM	[95-53-4] [94/17]
	(290–517)	54.5	(340)	EB, IPM	[94/17]
	(290–517)	51.5	(380)	EB, IPM	[94/17]
	(290–517)	48.6	(420)	EB, IPM	[94/17]
	(290–517)	45.7	(460)	EB, IPM	[94/17]
	(290–517)	42.7	(500)	EB, IPM	[94/17]
	(391–474)	50.0	(406)	A	[87/5][49/1] [84/9]
C ₇ H ₉ N	<i>m</i> -toluidine (394–477)	51.1	(409)	A	[108-44-1] [87/5][49/1] [84/9]
C ₇ H ₉ N	<i>p</i> -toluidine (393–474)	51.1	(408)	A	[106-49-0] [87/5]
	(315–473)	54.9	(330)		[47/5]
C ₇ H ₉ N	1-cyclohexene-1-carbonitrile	53.6±0.1	(298)	C	[1855-63-6] [70/21]
C ₇ H ₉ N	bicyclo[3.1.0]hexane-1-carbonitrile (366–444)	U43.2	(382)	BG	[31357-72-9] [71/2]
C ₇ H ₉ NO	2-methoxyaniline (334–492)	57.5	(349)	A	[90-04-0] [87/5][47/5]
C ₇ H ₁₀	bicyclo[2.2.1]hept-2-ene (norbornene) (338–406)	35.1±0.2	(298)	EB	[498-66-8] [96/5]
	(301–350)	34.3	(316)	A	[87/5]
C ₇ H ₁₀	bicyclo[4.1.0]hept-3-ene (333–384)	36.7	(348)	A	[16554-83-9] [87/5]
		38.4±0.6	(298)	EB	[74/20]
C ₇ H ₁₀	tricyclo[2.2.1.0 ^{2,6}]heptane (302–337)	38.3	(317)	A	[279-19-6] [87/5]
C ₇ H ₁₀	tricyclo[4.1.0.0 ^{2,4}]heptane	36.5±0.5	(298)	EB	[74/20]
C ₇ H ₁₀	tricyclo[4.1.0.0 ^{2,6}]heptane (322–373)	35.3	(337)	A	[187-26-8] [87/5]
C ₇ H ₁₀ N ₂	2,3,5-trimethylpyrazine	53.9±1.6	(298)	C	[14667-55-1] [96/2]
C ₇ H ₁₀ N ₂	diallylcyanamide (369–495)	52.3	(384)	A	[538-08-9] [87/5]
C ₇ H ₁₀ N ₂	1,5-dicyanopentane (306–331)	74.5	(318)	A	[646-20-8] [87/5]
C ₇ H ₁₀ N ₂	2,4-diaminotoluene (379–553)	67.7	(394)	A	[95-80-7] [87/5][47/5]
C ₇ H ₁₀ N ₂	4-tolyhydrazine (355–515)	65.4	(370)	A	[539-44-6] [87/5][47/5]
C ₇ H ₁₀ O	1-ethynyl-1-cyclopentanol (323–373)	62.1	(298)	CGC	[17356-19-3] [95/21]
C ₇ H ₁₀ O	7-norbornanone (322–348)	47.9	(335)	EB	[10218-02-7] [94/16]
C ₇ H ₁₀ O	2-norbornanone	50.0	(298)	GC	[497-38-1] 02/37]
	(343–383)	51.5	(298)	CGC	[95/21]
	(343–383)	49.6	(298)	CGC	[95/21]
C ₇ H ₁₀ O ₂	5-methyl-5-hexene-2,4-dione (323–363)	26.4	(338)	A	[20583-46-4] [87/5][73/18]
C ₇ H ₁₀ O ₃	3-acetyl-2,4-pentanedione (369–477)	54.9	(384)	A	[815-68-9] [87/5]
C ₇ H ₁₀ O ₃	glycidyl methacrylate				[106-91-2]

TABLE 6. Enthalpies of vaporization of organic compounds, 1880–2002—Continued

Molecular formula	Compound (Temperature range/K)	$\Delta_{\text{vap}}H_m$ (kJ mol ⁻¹)	Mean temperature (T_m /K)	Method	CAS registry number Reference
		61.2±0.4	(298)	A	[87/14]
		60.6±0.9	(298)	C	[86/8]
C ₇ H ₁₀ O ₄	trimethylsuccinic anhydride (326–504)	52.9	(341)	A	[87/5][47/5]
C ₇ H ₁₀ O ₄	dimethyl citraconate (324–484)	55.8	(339)	A	[87/5][47/5]
C ₇ H ₁₀ O ₄	dimethyl itaconate (342–481)	67.0	(357)	A	[617-52-7]
C ₇ H ₁₀ O ₄	dimethyl mesaconate (319–479)	55.2	(334)	A	[87/5][47/5]
C ₇ H ₁₀ O ₆	tris(methoxycarbonyl)methane (308–348)	74.4±0.6		GS	[95/8]
C ₇ H ₁₀ S	2-propylthiophene (243–303)	46.0	(273)		[1551-27-5]
C ₇ H ₁₀ S	2-isopropylthiophene (352–468)	41.5	(367)		[81/2][99/16]
C ₇ H ₁₁ BrO ₂	4-bromo-3-methylcrotonic acid, ethyl ester (346–381)	43.1	(361)	A	[4095-22-1]
C ₇ H ₁₁ ClO ₅	(2-chloroethyl)[(1-methoxycarbonyl)ethyl] carbonate (365–525)	66.8	(380)	A	[99/16]
C ₇ H ₁₁ Cl ₃ O ₂	trichloroacetic acid, neopentyl ester (378–473)	57.7	(393)	A	[26918-14-9]
C ₇ H ₁₁ NO ₂	2-methyl-2-acetoxybutyronitrile (315–469)	58.1	(330)	A	[87/5][47/5]
C ₇ H ₁₁ NO ₂	5-oxo-2-pyrrolidinecarboxylic acid, ethyl ester (418–511)	73.7	(433)	A	[87/5]
C ₇ H ₁₁ N	cyclohexanecarbonitrile (333–427)	39.4	(351)	BG	[766-05-2]
		51.9±0.1	(298)	C	[71/2]
C ₇ H ₁₂	bicyclo[2.2.1]heptane (norbornane)	40.0±0.1 sub	(298)		[70/21]
C ₇ H ₁₂	<i>cis</i> bicyclo[4.1.0]heptane (298–385)	38.0±0.8	(313)	A	[279023-2]
C ₇ H ₁₂	(<i>dl</i>) bicyclo[4.1.0]heptane (333–385)	36.5	(348)	A	[87/1]
C ₇ H ₁₂	1-methylbicyclo[3.1.0]hexane (312–362)	34.0	(327)	A	[286-08-8]
C ₇ H ₁₂	cycloheptene (251–313)	38.5	(266)	A	[87/5][70/30]
		36.7	(300)		[286-08-8]
C ₇ H ₁₂	1,2-dimethylcyclopentene (294–431)	36.4	(309)	A	[87/5]
C ₇ H ₁₂	(<i>dl</i>) 1,3-dimethylcyclopentene (283–410)	35.0	(298)	A	[4625-24-5]
C ₇ H ₁₂	(<i>dl</i>) 1,4-dimethylcyclopentene (273–413)	35.1	(288)	A	[87/5]
C ₇ H ₁₂	(<i>dl</i>) 1,5-dimethylcyclopentene (273–423)	37.1	(288)	A	[628-92-2]
C ₇ H ₁₂	1-ethylidenecyclopentane	38.6±0.2	(298)	GCC	[87/5][41/6]
C ₇ H ₁₂	1-ethylcyclopentene	38.5±0.3	(298)	GCC	[41/6]
		36.5	(308)	A	[765-47-9]
C ₇ H ₁₂	3-ethylcyclopentene (288–435)	36.5	(303)	A	[87/5][73/18]
C ₇ H ₁₂	4-ethylcyclopentene (288–435)	36.5	(303)	A	[694-35-9]
C ₇ H ₁₂	1-methyl-1-cyclohexene (275–313)	37.7±0.2	(294)	GS	[87/5][73/18]
		37.5±0.2	(298)	GS	[3742-38-9]
		35.7	(348)	A	[87/5][73/18]
		36.7	(324)	MM	[591-49-1]
C ₇ H ₁₂	(<i>dl</i>) 3-methyl-1-cyclohexene				[00/7]
					[00/7]
					[87/5][70/24]
					[84/9]
					[60/20]
					[591-48-0]

TABLE 6. Enthalpies of vaporization of organic compounds, 1880–2002—Continued

Molecular formula	Compound (Temperature range/K)	$\Delta_{\text{vap}}H_m$ (kJ mol ⁻¹)	Mean temperature (T_m /K)	Method	CAS registry number Reference
	(335–376)	34.8	(350)	A	[87/5][70/24] [84/9]
C ₇ H ₁₂	(<i>dl</i>) 4-methyl-1-cyclohexene (275–296)	37.0±0.6	(286)	GS	[591-47-9] [00/7]
	(275–296)	36.3±0.6	(298)	GS	[00/7]
	(292–429)	36.3	(307)	A	[87/5]
C ₇ H ₁₂	methylenecyclohexane (331–387)	36.1±0.3 34.4	(298) (346)	GCC A, EB	[1192-37-6] [79/17]
C ₇ H ₁₂	1-heptyne (336–373)	37.9	(351)	A	[87/5][73/12] [628-71-7] [87/5][70/24] [84/9]
C ₇ H ₁₂	2-heptyne (346–385)	38.6	(361)	A	[1119-65-9] [87/5][70/24] [84/9]
C ₇ H ₁₂	3-heptyne (343–380)	39.1	(358)	A	[2586-89-2] [87/5][70/24] [84/9]
C ₇ H ₁₂ Br ₂	1,2-dibromocycloheptane (292–353)	50.3	(307)	A	[29974-68-3] [87/5][41/6] [73/18]
C ₇ H ₁₂ ClNO	6-chlorohexylisocyanate (363–453)	52.5	(378)	A	[13654-91-6] [87/5][68/7] [73/18]
C ₇ H ₁₂ Cl ₂ O ₂	dichloroacetic acid, neopentyl ester (368–463)	57.4	(383)	A	[87/5][99/16]
C ₇ H ₁₂ Cl ₂ S	(2-chloroethyl)(2-chlorocyclopentyl) sulfide (273–333)	65.9	(303)	A, GS	[87/5][48/9] [99/16]
C ₇ H ₁₂ Cl ₄	1,1,1,7-tetrachloroheptane (342–455)	71.7	(357)		[3922-36-9] [99/16]
	(370–454)	69.9	(385)	A	[87/5]
C ₇ H ₁₂ N ₂	2-piperidinoacetonitrile (303–338)	56.0±0.5		GS	[97/10]
C ₇ H ₁₂ O	<i>exo</i> -norborneol	52.5	(298)	GC	[497-37-0] [02/37]
C ₇ H ₁₂ O	cyclohexenyl methyl ether (274–313)	44.0±0.2	(294)	GS	[98/2]
	(274–313)	43.7±0.2	(298)	GS	[98/2]
C ₇ H ₁₂ O	cycloheptanone (343–383)	50.6	(298)	CGC	[502-42-1] [95/21]
	(343–383)	51.9	(298)	CGC	[95/21]
	(343–383)	50.7	(298)	CGC	[95/21]
	(313–453)	48.5	(328)	A	[87/5]
	(373–465)	44.8	(388)	A, EB	[87/5][76/10]
C ₇ H ₁₂ O ₂	cyclobutanecarboxylic acid, ethyl ester (274–308)	44.9±0.4		GS	[98/22]
C ₇ H ₁₂ O ₂	1,4-dioxaspiro[4.4]nonane (278–313)	47.6±0.5	(298)	GS	[176-32-9] [98/21][02/32]
C ₇ H ₁₂ O ₂	butyl acrylate (318–419)	47.3±0.3	(298)	EB	[141-32-2] [96/5]
	(272–421)	44.8	(287)	A	[87/5][47/5]
C ₇ H ₁₂ O ₂	isobutyl acrylate (330–410)	43.8	(345)	A	[106-63-8] [87/5]
C ₇ H ₁₂ O ₂	heptanolactone (368–390)	48.2±0.3	(379)	MM	[539-87-7] [91/7]
	(369–390)	53.3±1.3	(298)	MM	[91/7]
C ₇ H ₁₂ O ₂	propyl methacrylate (304–413)	41.6	(319)	A	[2210-28-8] [87/5]
C ₇ H ₁₂ O ₃	glycidyl butyrate	58.7±0.4	(298)		[2461-40-7] [87/14]
		58.0±0.4	(298)	C	[86/8]
C ₇ H ₁₂ O ₃	2-acetoxy-2-methyl-3-butanone (337–368)	54.8	(352)	A	[10235-71-9] [87/5]

TABLE 6. Enthalpies of vaporization of organic compounds, 1880–2002—Continued

Molecular formula	Compound (Temperature range/K)	$\Delta_{\text{vap}}H_m$ (kJ mol ⁻¹)	Mean temperature (T_m /K)	Method	CAS registry number Reference
C ₇ H ₁₂ O ₃	ethyl levulinate (320–480)	58.3	(335)	A	[539-88-8] [87/5][47/5]
		51.6	(420)		[31/1]
C ₇ H ₁₂ O ₄	2-acetoxypropionic acid, ethyl ester (313–454)	57.9	(328)	A	[2985-28-6] [87/5]
C ₇ H ₁₂ O ₄	3-acetoxypropionic acid, ethyl ester (350–367)	72.1	(358)	A	[40326-37-2] [87/5][73/18]
C ₇ H ₁₂ O ₄	1,2-propylene glycol diacetate (318–367)	54.9	(323)		[623-84-7] [01/19]
C ₇ H ₁₂ O ₄	diethyl malonate (288–318)	64.7±0.2	(293)	GS	[105-53-3] [92/13]
		63.3	(305)	A	[87/5]
		59.9	(399)	A	[87/5]
		51.2	(328)	A	[87/5][47/5]
C ₇ H ₁₂ O ₄	dimethyl dimethylmalonate (278–307)	55.6±0.8	(293)	GS	[92/13]
C ₇ H ₁₂ O ₄	glutaric acid, dimethyl ester (366–483)	54.7	(381)	A	[1119-40-0] [87/5]
C ₇ H ₁₂ O ₄	methyl adipate (453–503)	82.9	(468)	A	[627-91-8] [87/5]
C ₇ H ₁₂ O ₄	heptanedioic acid (pimelic acid) (436–615)	88.6	(451)	A	[111-16-0] [87/5][47/5]
C ₇ H ₁₂ O ₄	2,4,8,10-tetraoxaspiro[5.5]undecane	56.0			[126-54-5] [59/23]
C ₇ H ₁₂ O ₅	ethyl[(1-methoxycarbonyl)ethyl]carbonate (343–473)	60.0	(358)	A	[87/5]
C ₇ H ₁₂ O ₅	2-(lactyloxy)propionic acid, methyl ester (317–384)	72.0	(332)	A	[87/5]
C ₇ H ₁₃ ClO	heptanoyl chloride (307–418)	63.7	(322)	A	[2528-61-2] [87/5][47/5]
C ₇ H ₁₃ ClO ₂	chloroacetic acid, neopentyl ester (378–448)	55.6	(393)	A	[87/5][99/16]
C ₇ H ₁₃ F ₃ O ₃	<i>tris</i> (2-fluoroethyl)orthoformate (273–333)	59.7	(288)	A	[2339-51-7] [87/5][99/16]
C ₇ H ₁₃ N	2,2-dimethylpentanenitrile (274–303)	46.9±0.4		GS	[94/5]
C ₇ H ₁₃ N	heptanonitrile (313–473)	46.0	(328)	A	[629-08-3] [87/5]
		46.4	(309)		[47/5]
C ₇ H ₁₃ NO	N-methylcaprolactam (340–400)	49.4	(370)		[2556-73-2] [84/18]
C ₇ H ₁₃ NO	2-butoxypropionitrile (373–423)	46.7	(388)	A	[87/5][73/18]
C ₇ H ₁₃ NO	2-methoxy-3,3-dimethylbutanenitrile (295–324)	58.8±1.1	(298)	GS	[162047-91-8] [95/11]
C ₇ H ₁₃ NO	2-methoxy-2-methylpentanenitrile (278–308)	48.5±0.6	(298)	GS	[162047-90-7] [95/11]
C ₇ H ₁₃ NO ₂	lactic acid, N-(methallyl) amide (360–428)	81.8	(375)	A	[87/5]
C ₇ H ₁₃ NO ₂	N-lactylmorpholine (371–423)	62.7	(386)	A	[87/5]
C ₇ H ₁₃ NO ₃	(<i>dl</i>) N-acetylalanine ethyl ester (372–460)	65.2	(387)	A	[5143-72-6] [87/5][73/18]
C ₇ H ₁₃ O ₆ P	Mevinphos (293–383)	68.1	(308)	A	[7786-34-7] [87/5]
C ₇ H ₁₄	cycloheptane (282–333)	38.6	(297)	A	[291-64-5] [87/5]
		31.7	(491)	A	[87/5]
		36.4	(348)	A, EB	[87/5][76/10]
		36.1	(356)	A, EB	[87/5][56/20]
		38.5±0.2	(298)		[56/20]
C ₇ H ₁₄	methylcyclohexane (295–333)	36.2	(310)		[108-87-2] [91/3]
		35.1±0.4	(298)	GC	[87/17]

TABLE 6. Enthalpies of vaporization of organic compounds, 1880–2002—Continued

Molecular formula	Compound (Temperature range/K)	$\Delta_{\text{vap}}H_m$ (kJ mol ⁻¹)	Mean temperature (T_m /K)	Method	CAS registry number Reference
	(373–511)	32.3	(388)	A	[87/5]
	(501–573)	31.2	(516)	A	[87/5]
		32.2	(353)		[84/29]
		29.9	(393)		[84/29]
		26.9	(433)		[84/29]
		23.4	(473)		[84/29]
		35.4±0.1	(298)	C	[79/13]
		34.6±0.1	(313)	C	[79/13]
		33.5±0.1	(333)	C	[79/13]
		32.5±0.1	(353)	C	[79/13]
		35.4	(298)	GCC	[78/16]
		35.3	(298)		[75/12]
	(308–368)	34.6	(323)	A	[87/5][70/25]
					[84/9]
		31.8	(374)		[46/11]
	(299–375)	34.9	(314)	MM	[45/2]
	(273–348)	36.1	(288)		[40/5]
C ₇ H ₁₄	1,1-dimethylcyclopentane				[1638-26-2]
	(284–363)	34.0	(299)	A	[87/5]
		33.8	(298)		[71/28]
	(289–362)	33.8	(304)		[49/6]
C ₇ H ₁₄	<i>cis</i> 1,2-dimethylcyclopentane				[1192-18-3]
	(293–375)	35.5	(308)	A	[87/5]
		35.8	(298)		[71/28]
	(298–373)	35.2	(313)		[49/6]
C ₇ H ₁₄	(<i>dl</i>) <i>trans</i> 1,2-dimethylcyclopentane				[822-50-4]
	(295–367)	34.2	(310)	A	[87/5]
		34.6	(298)		[71/28]
	(299–366)	34.0	(314)		[49/6]
C ₇ H ₁₄	<i>cis</i> 1,3-dimethylcyclopentane				[2532-58-3]
	(295–366)	34.2	(310)	A	[87/5]
		34.3	(298)		[71/28]
		32.8±0.1	(323)	C	[59/8]
		31.7±0.1	(342)	C	[59/8]
		30.4±0.1	(364)	C	[59/8]
	(299–366)	34.0	(314)		[49/6]
C ₇ H ₁₄	(<i>dl</i>) <i>trans</i> 1,3-dimethylcyclopentane				[1759-58-6]
	(295–367)	34.0	(310)	A	[87/5]
		34.5	(298)		[71/28]
	(291–365)	34.2	(306)		[49/6]
C ₇ H ₁₄	ethylcyclopentane				[1640-89-7]
	(308–387)	35.5	(323)	A	[87/5]
	(386–507)	32.9	(401)	A	[87/5]
	(499–569)	31.9	(514)	A	[87/5]
		35.6±0.1	(313)	C	[81/14]
		34.8±0.1	(328)	C	[81/14]
		33.9±0.1	(343)	C	[81/14]
		33.0±0.1	(358)	C	[81/14]
		32.5±0.1	(368)	C	[81/14]
		36.5	(298)		[71/28]
	(302–377)	35.7	(317)		[49/6]
C ₇ H ₁₄	1-heptene				[592-76-7]
	(311–368)	34.6	(326)	A	[87/5]
	(327–367)	33.9	(342)		[70/24][84/9]
		35.7	(298)		[71/28]
	(295–318)	35.3	(310)	MM	[50/6]
	(255–312)	35.9	(300)		[41/6]
	(273–362)	34.5	(288)		[36/3]
C ₇ H ₁₄	<i>cis</i> 2-heptene				[6443-92-1]
	(276–304)	39.0±0.3	(290)	GS	[00/7]
	(276–304)	38.6	(298)	GS	[00/7]
	(315–372)	35.3	(330)	A	[87/5]
	(332–371)	34.6	(347)		[70/24][84/9]
		36.0	(298)		[71/28]

TABLE 6. Enthalpies of vaporization of organic compounds, 1880–2002—Continued

Molecular formula	Compound (Temperature range/K)	$\Delta_{\text{vap}}H_m$ (kJ mol ⁻¹)	Mean temperature (T_m /K)	Method	CAS registry number Reference
C ₇ H ₁₄	<i>trans</i> 2-heptene (314–373)	35.3	(329)	A	[14686-13-6] [87/5]
		36.0	(298)		[71/28]
C ₇ H ₁₄	<i>cis</i> 3-heptene (331–370)	34.6	(346)	A	[70/24] [7642-10-6]
		35.0	(327)		[87/5]
C ₇ H ₁₄	<i>trans</i> 3-heptene (312–369)	35.6	(298)	A	[71/28] [14686-14-7]
		34.6	(327)		[87/5]
C ₇ H ₁₄	2-methyl-1-hexene (318–390)	35.6	(298)	A	[71/28] [6094-02-6]
		33.9	(333)		[87/5][73/18]
C ₇ H ₁₄	<i>(dl)</i> 3-methyl-1-hexene (311–381)	35.1	(298)	A	[71/28] [3404-61-3]
		33.4	(326)		[87/5][73/18]
C ₇ H ₁₄	<i>(dl)</i> 4-methyl-1-hexene (313–384)	34.3	(298)	A	[71/28] [3769-23-1]
		33.6	(328)		[87/5][73/18]
C ₇ H ₁₄	5-methyl-1-hexene (313–393)	34.7	(298)	A	[71/28] [3524-73-0]
		33.5	(328)		[87/5][73/18]
C ₇ H ₁₄	2-methyl-2-hexene (322–394)	34.3	(298)	A	[71/28] [2738-19-4]
		34.0	(337)		[87/5][73/18]
C ₇ H ₁₄	<i>cis</i> 3-methyl-2-hexene (322–396)	35.6	(298)	A	[71/28] [10574-36-4]
		34.2	(337)		[87/5][73/18]
C ₇ H ₁₄	<i>trans</i> 3-methyl-2-hexene (321–394)	35.6	(298)	A	[71/28] [20710-38-7]
		34.1	(336)		[87/5][73/18]
C ₇ H ₁₄	<i>cis</i> 4-methyl-2-hexene (313–384)	35.6	(298)	A	[71/28] [3683-19-0]
		33.5	(328)		[87/5][73/18]
C ₇ H ₁₄	<i>trans</i> 4-methyl-2-hexene (314–385)	34.7	(298)	A	[71/28] [3683-22-5]
		33.6	(329)		[87/5][73/18]
C ₇ H ₁₄	<i>cis</i> 5-methyl-2-hexene (354–372)	34.7	(298)	A	[71/28] [13151-17-2]
		32.6	(363)		[87/5][73/18]
C ₇ H ₁₄	<i>trans</i> 5-methyl-2-hexene (315–386)	34.7	(298)	A	[71/28] [7385-82-2]
		33.6	(330)		[87/5][73/18]
C ₇ H ₁₄	<i>cis</i> 2-methyl-3-hexene (262–383)	34.7	(298)	A	[71/28] [15840-60-5]
		36.1	(277)		[87/5][73/18]
C ₇ H ₁₄	<i>trans</i> 2-methyl-3-hexene (313–383)	34.3	(298)	A	[71/28] [692-24-0]
		33.5	(328)		[87/5][73/18]
C ₇ H ₁₄	<i>cis</i> 3-methyl-3-hexene (307–375)	35.4	(322)	A	[71/28] [4914-89-0]
		36.4	(298)		[87/5]
C ₇ H ₁₄	<i>trans</i> 3-methyl-3-hexene (302–368)	35.7	(317)	MM	[60/20] [3899-36-3]
		34.8	(325)		[87/5]
C ₇ H ₁₄	<i>(dl)</i> 2,3-dimethylpent-1-ene (311–382)	35.8	(298)	A	[71/28] [3404-72-6]
		35.3	(315)		[60/20]
C ₇ H ₁₄	2,3-dimethylpent-2-ene (300–367)	34.3	(298)	MM	[71/28] [60/20]
		34.3	(298)		[71/28]
C ₇ H ₁₄	2,4-dimethylpent-1-ene (311–361)	32.3	(326)	A	[2213-32-3] [87/5]
		33.1	(298)		[71/28]

TABLE 6. Enthalpies of vaporization of organic compounds, 1880–2002—Continued

Molecular formula	Compound (Temperature range/K)	$\Delta_{\text{vap}}H_m$ (kJ mol ⁻¹)	Mean temperature (T_m /K)	Method	CAS registry number Reference
C ₇ H ₁₄	(289–355)	33.2	(304)	MM	[60/20]
	3,3-dimethylpent-1-ene				[3404-73-7]
	(306–374)	33.0	(321)	A	[87/5][73/18]
C ₇ H ₁₄	(306–374)	33.5	(298)		[71/28]
	(<i>dl</i>) 3,4-dimethylpent-1-ene				[7385-78-6]
	(309–378)	33.2	(324)	A	[87/5][73/18]
C ₇ H ₁₄	(309–378)	33.9	(298)		[71/28]
	4,4-dimethylpent-1-ene				[762-62-9]
	(299–347)	31.0	(314)	A	[87/5]
C ₇ H ₁₄	(299–347)	31.2	(298)		[71/28]
	(290–346)	31.0	(315)	MM	[60/20]
	2,3-dimethylpent-2-ene				[10574-37-5]
C ₇ H ₁₄	(322–396)	34.2	(337)	A	[87/5][73/18]
	(322–396)	35.6	(298)		[71/28]
	2,4-dimethylpent-2-ene				[625-65-0]
C ₇ H ₁₄	(276–297)	35.2 ± 1.5	(286)	GS	[00/7]
	(276–297)	34.5 ± 1.5	(298)	GS	[00/7]
	(286–363)	34.5	(301)	A	[87/5]
	(286–363)	34.3	(298)		[71/28]
	(292–357)	34.2	(307)	MM	[60/20]
	<i>cis</i> 3,4-dimethylpent-2-ene				[4914-91-4]
C ₇ H ₁₄	(316–387)	33.7	(331)	A	[87/5][73/18]
	(316–387)	34.7	(298)		[71/28]
	<i>trans</i> 3,4-dimethylpent-2-ene				[4914-92-5]
C ₇ H ₁₄	(317–390)	33.9	(332)	A	[87/5][73/18]
	(317–390)	35.1	(298)		[71/28]
	<i>cis</i> 4,4-dimethylpent-2-ene				[762-63-0]
C ₇ H ₁₄	(303–355)	32.2	(318)	A	[87/5]
	(303–355)	32.6	(298)		[71/28]
	(291–354)	32.6	(306)	MM	[60/20]
C ₇ H ₁₄	<i>trans</i> 4,4-dimethylpent-2-ene				[690-08-4]
	(295–352)	32.8	(310)	A	[87/5]
	(295–352)	32.8	(298)		[71/28]
C ₇ H ₁₄	(289–350)	33.0	(304)	MM	[60/20]
	2-ethyl-3-methyl-1-butene				[7357-93-9]
	(303–381)	33.8	(318)	A	[87/5]
C ₇ H ₁₄	(303–381)	34.3	(298)		[71/28]
	(290–360)	34.4	(305)	MM	[60/20]
	2-ethyl-1-pentene				[3404-71-5]
C ₇ H ₁₄	(267–392)	36.6	(282)	A	[87/5][73/18]
	(267–392)	35.1	(298)		[71/28]
	3-ethyl-1-pentene				[4038-04-4]
C ₇ H ₁₄	(311–382)	33.4	(326)	A	[87/5][73/18]
	(311–382)	34.3	(298)		[71/28]
	3-ethyl-2-pentene				[816-79-5]
C ₇ H ₁₄	(321–395)	34.1	(336)	A	[87/5][73/18]
	(321–395)	35.6	(298)		[71/28]
	2,3,3-trimethyl-1-butene				[594-56-9]
C ₇ H ₁₄	(288–353)	32.4	(303)	A	[87/5]
	(288–353)	34.3	(298)		[71/28]
	(288–351)	32.1	(303)	MM	[60/20]
C ₇ H ₁₄ Br ₂	1,1-dibromoheptane				[59104-79-9]
	(395–548)	54.4	(410)	A, EST	[87/5][56/16]
	(395–548)				[70/14]
C ₇ H ₁₄ Br ₂	(<i>dl</i>) 1,2-dibromoheptane				[42474-21-5]
	(295–553)	52.9	(310)	A	[87/5][73/18]
	(295–553)				[99/16]
C ₇ H ₁₄ Cl ₂	(295–355)	54.4	(300)		[41/6]
	1,1-dichloroheptane				[821-25-0]
	(375–460)	53.5	(298)		[87/12][91/2]
C ₇ H ₁₄ Cl ₂	(364–510)	48.4	(379)	A, EST	[87/5][56/16]
	(364–510)				[70/14]
	1,2-dichloroheptane				[10575-87-8]
C ₇ H ₁₄ Cl ₂	(353–466)	49.0	(368)		[99/16]
	(353–466)				

TABLE 6. Enthalpies of vaporization of organic compounds, 1880–2002—Continued

Molecular formula	Compound (Temperature range/K)	$\Delta_{\text{vap}}H_m$ (kJ mol ⁻¹)	Mean temperature (T_m /K)	Method	CAS registry number Reference	
C ₇ H ₁₄ Cl ₂	(350–470)	53.2	(298)		[82/12][91/2]	
	1,7-dichloroheptane				[821-76-1]	
	(406–491)	52.3	(421)		[99/16]	
C ₇ H ₁₄ F ₂	(410–490)	61.2	(298)		[88/11][91/2]	
	1,1-difluoroheptane				[407-96-5]	
	(311–424)	41.1	(326)	A, EST	[87/5][56/16] [70/14]	
C ₇ H ₁₄ N ₂	3-(diethylamino)propionitrile (338–470)	53.7	(353)	A	[5351-04-2] [87/5]	
C ₇ H ₁₄ N ₂	2-(diethylamino)propionitrile (278–315)	50.8±0.3		GS	[97/10]	
C ₇ H ₁₄ O	1,2-epoxyheptane (305–414)	45.5	(320)	A	[5063-65-0] [87/5][70/28]	
C ₇ H ₁₄ O	cycloheptanol (284–323)	64.7	(299)	A	[502-41-0] [87/5]	
		67.4	(299)		[75/1]	
	1-methylcyclohexanol (340–430)	49.1	(355)	A	[590-67-0] [87/5]	
C ₇ H ₁₄ O	2-methylcyclohexanol (323–373)	63.3	(298)	CGC	[583-59-5] [95/21]	
C ₇ H ₁₄ O	<i>cis</i> 2-methylcyclohexanol	61.8			[7443-70-1] [75/39]	
	3-methylcyclohexanol (323–373)	65.5	(298)	CGC	[591-23-1] [95/21]	
	(<i>dl</i>) <i>cis</i> 3-methylcyclohexanol (340–450)	54.3	(355)	A	[24965-90-0] [87/5]	
C ₇ H ₁₄ O	(<i>dl</i>) <i>trans</i> 3-methylcyclohexanol (350–450)	50.0	(365)	A	[23068-71-5] [87/5]	
C ₇ H ₁₄ O	4-methylcyclohexanol (323–373)	65.9	(298)	CGC	[589-91-3] [95/21]	
C ₇ H ₁₄ O	<i>cis</i> 4-methylcyclohexanol (340–450)	49.9	(355)	A	[7731-28-4] [87/5]	
C ₇ H ₁₄ O	<i>trans</i> 4-methylcyclohexanol (340–350)	52.1	(355)	A	[7731-29-5] [87/5]	
C ₇ H ₁₄ O	1-ethyl-1-cyclopentanol (347–426)	58.4	(362)	A	[1462-96-0] [87/5][73/18]	
C ₇ H ₁₄ O	2-heptanone (343–383)	46.1	(298)	CGC	[110-43-0] [95/21]	
		48.5	(298)	CGC	[95/21]	
		47.5	(318)	A	[87/5]	
		39.1	(464)	A	[87/5]	
		47.4±0.3	(298)	GCC	[79/7]	
		47.2±0.1	(298)	C	[79/1]	
		44.7	(342)		[87/5][75/8]	
		48.0	(298)		[75/8]	
		46.9	(324)	EB	[66/12]	
		50.9	(307)		[47/5]	
		48.0	(288)		[40/5]	
	C ₇ H ₁₄ O	4-heptanone (343–383)	47.8	(298)	CGC	[123-19-3] [95/21]
			46.2±0.4	(298)	GCC	[79/7]
(304–490)		45.5	(319)	A	[87/5][75/8]	
		46.7	(298)		[75/8]	
(296–417)		57.5	(311)	A	[87/5][47/5]	
C ₇ H ₁₄ O	(283–323)	40.7	(303)		[37/9]	
	2-methyl-3-hexanone (296–406)	41.3	(311)	A	[7379-12-6] [87/5]	
	C ₇ H ₁₄ O	2,2-dimethyl-3-pentanone	42.3±0.1	(298)	C	[564-04-5] [70/18]
C ₇ H ₁₄ O		42.3±0.1	(298)	C	[66/2]	
	2,4-dimethyl-3-pentanone (321–399)	39.4	(336)	A	[565-80-0] [87/5][73/18]	
		41.6±0.1	(298)	C	[70/18]	
	41.5±0.1	(298)	C	[66/2]		

TABLE 6. Enthalpies of vaporization of organic compounds, 1880–2002—Continued

Molecular formula	Compound (Temperature range/K)	$\Delta_{\text{vap}}H_m$ (kJ mol ⁻¹)	Mean temperature (T_m /K)	Method	CAS registry number Reference
C ₇ H ₁₄ O	heptanal				[111-71-7]
	(313–353)	48.7	(298)	CGC	[95/21]
		47.3±0.1	(298)		[81/18]
	(285–428)	62.0	(300)	[47/5]	
C ₇ H ₁₄ O	3-methylhexanal				[19269-28-4]
	(314–417)	42.8	(329)	EB	[87/10]
C ₇ H ₁₄ O	3,4-dimethylpentanal				[19353-21-0]
	(319–417)	42.4	(334)	EB	[87/10]
C ₇ H ₁₄ O ₂	1,1-dimethoxycyclopentane				[931-94-2]
	(278–318)	44.5±0.3	(298)	GS	[98/21][02/32]
	(307–343)	46.1	(325)	EB	[94/16]
C ₇ H ₁₄ O ₂	methyl hexanoate				[106-70-7]
			45.2	(350)	
		46.4±0.1	(325)		[02/27]
		47.7±0.1	(298)		[02/27]
	(313–363)	47.9	(298)	CGC	[95/21]
	(313–353)	48.2	(298)	CGC	[95/21]
		47.8±0.5	(298)	GC	[87/17]
		48.7±0.3	(298)	GCC	[80/5]
		48.0±0.1	(298)	C	[77/1]
	(315–383)	45.3	(330)	A	[87/5][63/16]
C ₇ H ₁₄ O ₂	butyl propionate				[590-01-2]
	(305–417)	49.1	(320)	A	[87/5]
	(305–365)	47.4	(320)		[59/13][84/9]
C ₇ H ₁₄ O ₂	ethyl pivalate				[3938-95-2]
			39.8±0.1	(320)	EB
	(308–429)	36.9±0.2	(360)	EB	[02/16]
	(308–429)	33.8±0.6	(400)	EB	[02/16]
	41.3±0.1	(298)	C	[66/2]	
C ₇ H ₁₄ O ₂	ethyl isovalerate				[108-64-5]
	(301–418)	42.8	(316)	A	[87/5]
	(267–407)	44.5	(282)		[47/5]
C ₇ H ₁₄ O ₂	isobutyl propionate				[540-42-1]
	(271–410)	44.9	(286)	A	[87/5][47/5]
C ₇ H ₁₄ O ₂	isopentyl acetate				[123-92-2]
			46.4	(300)	
	(278–305)	46.8±0.2	(292)	GS	[99/4]
	(278–305)	46.4±0.2	(298)	GS	[99/4]
	(308–424)	44.3	(323)	A	[87/5]
	(313–368)	45.1	(328)		[59/15][84/9]
C ₇ H ₁₄ O ₂	isopropyl isobutyrate				[617-50-5]
	(257–394)	43.3	(272)	A	[87/5][47/5]
C ₇ H ₁₄ O ₂	4-methoxy-4-methyl-2-pentanone				[107-70-0]
	(343–423)	45.0	(358)	A	[87/5]
C ₇ H ₁₄ O ₂	methyl <i>tert</i> -butylacetate				[10250-48-3]
	(274–313)	44.4±0.2	(298)	GS	[96/11]
C ₇ H ₁₄ O ₂	neopentyl acetate				[926-41-0]
	(301–400)	49.1	(316)	A	[87/5]
C ₇ H ₁₄ O ₂	<i>tert</i> -pentyl acetate				[625-16-1]
	(274–308)	42.8±0.3	(298)	GS	[96/11]
C ₇ H ₁₄ O ₂	pentyl acetate				[628-63-7]
			48.6±0.4	(298)	EB
	(329–423)	43.2	(344)	A	[87/5]
C ₇ H ₁₄ O ₂	propyl butyrate				[105-66-8]
			39.6	(405)	
	(355–416)	42.0	(370)		[93/8]
	(271–416)	44.3	(286)	A	[87/5][47/5]
C ₇ H ₁₄ O ₂	propyl isobutyrate				[644-49-5]
	(267–407)	50.5	(282)	A	[87/5][47/5]
C ₇ H ₁₄ O ₂	ethyl 2-methylbutanoate				[92/13]
	(288–308)	64.7	(298)	GS	[2426-08-6]
C ₇ H ₁₄ O ₂	butyl glycidyl ether				[87/14]
		53.3±0.4			[7665-72-7]
C ₇ H ₁₄ O ₂	<i>tert</i> -butyl glycidyl ether				

TABLE 6. Enthalpies of vaporization of organic compounds, 1880–2002—Continued

Molecular formula	Compound (Temperature range/K)	$\Delta_{\text{vap}}H_m$ (kJ mol ⁻¹)	Mean temperature (T_m /K)	Method	CAS registry number Reference
C ₇ H ₁₄ O ₂	2,2,4-trimethyl-1,3-dioxane	50.2±0.4			[87/14]
C ₇ H ₁₄ O ₂	2-methyl-2-propyl-1,3-dioxolane (278–313)	41.9±1.2	(298)		[67/37]
C ₇ H ₁₄ O ₂	2-methyl-2-isopropyl-1,3-dioxolane (274–303)	46.3±0.3	(298)	GS	[4352-98-1] [98/21][02/32]
C ₇ H ₁₄ O ₂	[(1-methylpropoxy)methyl]oxirane	43.9±0.2	(298)	GS	[4405-16-7] [02/32]
C ₇ H ₁₄ O ₂	heptanoic acid (283–328)	44.6±0.2		GS	[98/21]
C ₇ H ₁₄ O ₂	heptanoic acid (283–328)	45.2±1.8			[3814-55-9] [87/14]
C ₇ H ₁₄ O ₂	heptanoic acid (353–393)	72.5±0.8	(306)	GS	[111-14-8] [00/6]
C ₇ H ₁₄ O ₂	heptanoic acid (353–393)	72.9±0.8	(298)	GS	[00/6]
C ₇ H ₁₄ O ₂	heptanoic acid (353–393)	75.7	(298)	CGC	[95/21]
C ₇ H ₁₄ O ₂	heptanoic acid (353–393)	76.0	(266)		[82/4]
C ₇ H ₁₄ O ₂	heptanoic acid (353–393)	72.0±1.5	(298)	TE	[79/4]
C ₇ H ₁₄ O ₂	heptanoic acid (353–393)	68.3	(366)	A	[87/5][47/5]
C ₇ H ₁₄ O ₃	<i>tert</i> -butylperoxymethyloxirane				[33415-52-0]
C ₇ H ₁₄ O ₃	2-propoxyethylacetate	53.9±0.4			[87/14]
C ₇ H ₁₄ O ₃	2-propoxyethylacetate	55.6±0.1	(298)	C	[20706-25-6] [70/17]
C ₇ H ₁₄ O ₃	(<i>dl</i>) butyl lactate (339–456)	58.7	(354)	A	[138-22-7] [87/5]
C ₇ H ₁₄ O ₃	3-ethoxypropionic acid, ethyl ester (312–446)	45.5	(327)	A	[763-69-9] [87/5]
C ₇ H ₁₄ O ₃	1-heptene ozonide (353–373)	44.4	(363)	A	[768-63-8] [87/5][77/9]
C ₇ H ₁₄ O ₃	4-(2-hydroxyethyl)-4-methyl-1,3-dioxane (329–455)	51.7	(344)	A	[87/5]
C ₇ H ₁₄ O ₃	3-hydroxypropionic acid, butyl ester (361–382)	60.3	(371)	A	[87/5][73/18]
C ₇ H ₁₄ O ₃	3-methoxypropionic acid, propyl ester (323–433)	47.0	(338)	A	[5349-56-4] [87/5]
C ₇ H ₁₄ O ₃	3-propoxypropionic acid, methyl ester (323–453)	46.6	(338)	A	[14144-39-9] [87/5]
C ₇ H ₁₄ O ₃	(<i>dl</i>) butyric acid, 2,3-dihydroxypropyl ester (392–449)	80.4	(407)	A	[557-25-5] [87/5]
C ₇ H ₁₄ O ₃	2-butoxypropionic acid (373–473)	52.8	(388)	A	[14620-87-2] [87/5][73/18]
C ₇ H ₁₄ S	allyl <i>tert</i> -butyl sulfide (319–339)	41.9	(332)		[37850-75-2] [99/16]
C ₇ H ₁₄ S	allyl <i>tert</i> -butyl sulfide (319–339)	43.1	(329)	A, EB	[87/5][62/16]
C ₇ H ₁₄ S	allyl <i>tert</i> -butyl sulfide (319–339)	44.8	(298)	EB	[62/16]
C ₇ H ₁₅ Br	1-bromoheptane (341–481)	47.0	(356)		[629-04-9] [99/16]
C ₇ H ₁₅ Br	1-bromoheptane (341–481)	50.2	(298)	CGC	[95/21]
C ₇ H ₁₅ Br	1-bromoheptane (341–481)	50.8±0.1	(298)	C	[68/1]
C ₇ H ₁₅ Br	1-bromoheptane (341–481)	50.4±0.2	(298)	C	[66/2]
C ₇ H ₁₅ Br	1-bromoheptane (341–481)	47.5	(348)	A, EST	[87/5][61/13]
C ₇ H ₁₅ Br	(<i>dl</i>) 2-bromoheptane (333–440)	45.0	(348)	A	[1974-04-5] [87/5][99/16]
C ₇ H ₁₅ Cl	1-chloroheptane (326–462)	45.1	(341)		[629-06-1] [99/16]
C ₇ H ₁₅ Cl	1-chloroheptane (326–462)	47.9	(298)	CGC	[95/21]
C ₇ H ₁₅ Cl	1-chloroheptane (326–462)	47.0	(298)		[84/9][91/2]
C ₇ H ₁₅ Cl	1-chloroheptane (326–462)	46.9	(322)	A, DTA	[87/5][69/5]
C ₇ H ₁₅ Cl	1-chloroheptane (326–462)	47.7±0.1	(298)	C	[68/1]
C ₇ H ₁₅ Cl	(<i>dl</i>) 2-chloroheptane (313–424)	44.8	(328)	A	[1001-89-4] [87/5][99/16]
C ₇ H ₁₅ Cl ₂ N	N-methyl- <i>bis</i> (2-chloropropyl)amine (273–333)	54.6	(288)	A, GS	[52802-03-6] [87/5][48/13]
C ₇ H ₁₅ Cl ₂ N	N-propyl- <i>bis</i> (2-chloroethyl)amine (273–369)	56.8	(288)	A, GS	[73/18] [621-68-1] [87/5][48/13]

TABLE 6. Enthalpies of vaporization of organic compounds, 1880–2002—Continued

Molecular formula	Compound (Temperature range/K)	$\Delta_{\text{vap}}H_m$ (kJ mol ⁻¹)	Mean temperature (T_m /K)	Method	CAS registry number Reference
C ₇ H ₁₅ F	1-fluoroheptane				[73/18]
	(294–416)	40.3	(309)		[661-11-0]
	(287–417)	40.8	(302)	A, EST	[99/18]
C ₇ H ₁₅ I	1-iodoheptane				[87/5][61/13]
	(373–513)	47.8	(388)	A, EST	[4282-40-0]
C ₇ H ₁₅ N	N-ethylpiperidine				[70/14]
	(274–313)	41.1±0.6	(294)	GS	[766-09-6]
C ₇ H ₁₅ N	(274–313)	40.8±0.6	(298)	GS	[98/12]
	octahydroazocine				[98/12]
C ₇ H ₁₅ NO	(273–313)	46.5	(288)	A	[1121-92-2]
	N,N-dimethyl- <i>tert</i> -butylcarboxamide				[87/5]
C ₇ H ₁₅ NO	(278–318)	55.1±0.4	(298)	ME	[95/3][93/19]
	1-(diethylamino)-2-propanone				[1620-14-0]
C ₇ H ₁₅ NO ₂	(278–318)	47.7±0.3	(298)	GS	[94/3]
	methyl 2-(N,N-dimethylamino)-2-methylpropanoate				[92/13]
C ₇ H ₁₅ NO ₂	(278–308)	49.2±1.0	(293)	GS	[30220-58-7]
	lactic acid, N-butylamide				[87/5]
C ₇ H ₁₅ NO ₂	(365–433)	77.4	(380)	A	[87/5]
	lactic acid, N- <i>sec</i> -butylamide				[87/5]
C ₇ H ₁₅ NO ₂	(368–418)	74.6	(383)	A	[87/5]
	lactic acid, N- <i>isobutyl</i> amide				[87/5]
C ₇ H ₁₅ NO ₂	(388–418)	73.5	(403)	A	[87/5]
	(<i>l</i>) leucine methyl ester				[2666-93-5]
C ₇ H ₁₅ NO ₂	(320–353)	39.4	(366)	A	[87/5]
	heptane				[142-85-5]
C ₇ H ₁₆	(330–371)	34.7	(345)		[02/8]
		36.6	(298)		[94/12]
C ₇ H ₁₆	(298–363)	36.1	(313)		[84/27]
	(298–338)	36.1	(313)		[84/15]
C ₇ H ₁₆		36.6±0.1	(298)	C	[79/13]
		35.6±0.1	(313)	C	[79/13]
C ₇ H ₁₆		34.4±0.1	(333)	C	[79/13]
		33.1±0.1	(353)	C	[79/13]
C ₇ H ₁₆		36.55	(298)		[71/28]
	(288–348)	36.4	(303)		[67/10]
C ₇ H ₁₆	(297–375)	36.1	(312)	A	[87/5][49/6]
		34.5±0.1	(331)	C	[47/10]
C ₇ H ₁₆		33.2±0.1	(350)	C	[47/10]
	(313–398)	35.4	(328)		[46/4]
C ₇ H ₁₆	(299–372)	36.0	(314)	MM	[45/2]
		32.0	(371)	C	[40/6]
C ₇ H ₁₆	(310–397)	35.5	(325)	EB	[40/14]
	2-methylhexane				[591-76-4]
C ₇ H ₁₆	(296–365)	34.6	(311)	A	[87/5]
		34.9±0.1	(298)	C	[79/13]
C ₇ H ₁₆		33.9±0.1	(313)	C	[79/13]
		32.7±0.1	(333)	C	[79/13]
C ₇ H ₁₆		31.3±0.1	(353)	C	[79/13]
		34.8	(298)		[71/28]
C ₇ H ₁₆	(273–318)	34.8	(298)		[61/16]
	(291–364)	34.8	(306)		[49/6]
C ₇ H ₁₆	(<i>dl</i>) 3-methylhexane				[589-34-4]
	(289–366)	35.1	(304)	A	[87/5]
C ₇ H ₁₆		35.1±0.1	(298)	C	[79/13]
		34.2±0.1	(313)	C	[79/13]
C ₇ H ₁₆		32.9±0.1	(333)	C	[79/13]
		31.7±0.1	(353)	C	[79/13]
C ₇ H ₁₆		35.1	(298)		[71/28]
	(293–366)	34.9	(308)		[49/6]
C ₇ H ₁₆	2,2-dimethylpentane				[590-35-2]
		32.4±0.1	(298)	C	[98/16]
C ₇ H ₁₆		31.8±0.1	(308)	C	[98/16]

TABLE 6. Enthalpies of vaporization of organic compounds, 1880–2002—Continued

Molecular formula	Compound (Temperature range/K)	$\Delta_{\text{vap}}H_m$ (kJ mol ⁻¹)	Mean temperature (T_m /K)	Method	CAS registry number Reference
C ₇ H ₁₆	(277–354) (353–483) (285–353) (288–353) <i>(dl)</i> 2,3-dimethylpentane (309–371) (208–286)	31.4±0.1	(315)	C	[98/16]
		31.0±0.1	(323)	C	[98/16]
		30.5±0.1	(330)	C	[98/16]
		30.1±0.1	(338)	C	[98/16]
		29.4±0.1	(348)	C	[98/16]
		28.8±0.1	(358)	C	[98/16]
		28.1±0.1	(368)	C	[98/16]
		33.2	(292)	A	[87/5]
		30.1	(368)	A	[87/5]
		32.8	(300)		[49/6]
		32.4±0.1	(298)	C	[47/7]
		32.2±0.1	(298)	C	[47/7]
		32.6	(303)	MM	[45/2]
		33.0	(324)		[99/10]
		35.9	(271)	A	[87/5]
		34.3±0.1	(298)	C	[79/13]
		33.4±0.1	(313)	C	[79/13]
32.2±0.1	(333)	C	[79/13]		
31.1±0.1	(353)	C	[79/13]		
34.5	(301)		[87/5][73/18]		
34.4	(306)		[49/6]		
34.2±0.1	(298)	C	[47/7]		
C ₇ H ₁₆	2,4-dimethylpentane	32.7±0.1	(298)	C	[108-08-7] [98/16]
		32.3±0.1	(308)	C	[98/16]
		31.9±0.1	(315)	C	[98/16]
		31.5±0.1	(323)	C	[98/16]
		31.0±0.1	(330)	C	[98/16]
		30.6±0.1	(338)	C	[98/16]
		30.0±0.1	(348)	C	[98/16]
		33.3	(299)	A	[87/5][73/18]
		33.2	(302)		[49/6]
		32.9±0.1	(298)	C	[47/7]
		C ₇ H ₁₆	3,3-dimethylpentane (213–281) (280–360)	34.8	(266)
33.6	(295)				[87/5]
33.0±0.1	(298)			C	[81/9]
33.0	(298)				[71/28]
33.2	(302)				[49/6]
33.0±0.1	(298)			C	[47/7]
C ₇ H ₁₆	3-ethylpentane (285–360)	33.3	(300)	MM	[87/5][45/2]
		35.1±0.1	(298)	C	[617-78-7] [98/16]
		34.5±0.1	(308)	C	[98/16]
		34.1±0.1	(315)	C	[98/16]
		33.7±0.1	(232)	C	[98/16]
		33.3±0.1	(330)	C	[98/16]
		32.7±0.1	(338)	C	[98/16]
		32.2±0.1	(348)	C	[98/16]
		35.2	(306)		[87/5]
		35.2	(298)		[71/28]
		35.2±0.1	(298)	C	[47/7]
		35.0	(309)		[45/2]
		34.4	(323)	EB	[41/9][84/9]
		C ₇ H ₁₆	2,2,3-trimethylbutane (284–355) (353–483)	32.4	(299)
29.9	(368)			A	[87/5]
32.0	(298)				[71/28]
32.3	(301)				[49/6]
31.2±0.1	(314)			C	[47/10]
31.9	(311)			EB	[41/9]
107±3.0	(370)			ME, TE	[26536-60-7] [94/21]

TABLE 6. Enthalpies of vaporization of organic compounds, 1880–2002—Continued

Molecular formula	Compound (Temperature range/K)	$\Delta_{\text{vap}}H_m$ (kJ mol ⁻¹)	Mean temperature (T_m /K)	Method	CAS registry number Reference	
C ₇ H ₁₆ O	<i>tert</i> -amyl ethyl ether	39.2±0.4	(298)		[919-94-8] [U/2][02/32]	
		38.2±0.2	(298)	C	[02/22]	
		(318–374)	35.7	(333)	EB	[02/22]
		(320–374)	35.6	(335)	EB	[94/10]
C ₇ H ₁₆ O	propyl <i>tert</i> -butyl ether	38.3	(298)		[29072-93-3] [U/2][02/32]	
		(315–370)	37.2±0.6	(298)	EB	[02/10]
			36.6±0.2	(298)	C	[02/10]
C ₇ H ₁₆ O	isopropyl <i>tert</i> -butyl ether	36.2	(298)		[17348-59-3] [U/2][02/32]	
		(305–360)	34.4±0.6	(298)	EB	[02/10]
			34.5±0.2	(298)	C	[02/10]
		(307–360)	34.0	(322)	EB	[94/10]
C ₇ H ₁₆ O	1-heptanol	66.5	(298)	CGC	[111-70-6] [95/21]	
		(323–373)	66.4	(298)	CGC	[95/21]
		(373–423)	65.2	(310)		[92/14]
		(258–363)	62.5	(350)	A	[87/5]
		(335–450)	66.8±0.2	(298)	C	[77/1] [73/26]
		(333–449)	65.2	(348)		[73/26]
		(336–450)	62.6	(351)	DTA	[87/5][69/5]
		(333–425)	62.9	(348)		[35/6][84/9]
C ₇ H ₁₆ O	<i>dl</i> 2-heptanol	66.1	(259)		[543-49-7] [99/11]	
		(244–338)	54.4	(366)		[84/10]
		(351–433)	51.6	(372)	A	[87/5][75/23]
		(357–431)	59.8	(338)		[73/26]
C ₇ H ₁₆ O	<i>dl</i> 3-heptanol	67.0	(259)		[589-82-2] [99/11]	
		(244–333)	60.3	(340)	A	[87/5]
		(325–430)	64.7	(280)	A	[87/5][79/16]
		(263–295)	53.1	(364)		[84/10]
		(349–430)	59.2	(343)		[73/26]
C ₇ H ₁₆ O	4-heptanol	58.2	(335)	A	[589-55-9] [87/5]	
		(320–428)	53.1	(364)		[84/10]
		(349–428)	63.1	(297)	A	[87/5][75/1]
		(282–320)	56.9	(335)		[73/26]
C ₇ H ₁₆ O	2-methyl-1-hexanol	53.5	(390)		[624-22-6] [73/26]	
		(343–438)				
C ₇ H ₁₆ O	3-methyl-1-hexanol	57.4	(399)		[13231-81-7] [73/26]	
C ₇ H ₁₆ O	4-methyl-1-hexanol	62.6	(363)		[818-49-5] [73/26]	
		(348–448)				
C ₇ H ₁₆ O	2-methyl-2-hexanol	54.5	(326)	A	[625-23-0] [87/5][73/26]	
		(311–415)				
C ₇ H ₁₆ O	5-methyl-2-hexanol	49.4	(388)		[627-59-8] [73/26]	
C ₇ H ₁₆ O	2-methyl-3-hexanol	55.7	(338)		[617-29-8] [73/26]	
		(323–420)				
C ₇ H ₁₆ O	3-methyl-3-hexanol	53.6	(338)		[597-96-6] [73/26]	
		(323–416)				
C ₇ H ₁₆ O	3,4-dimethyl-1-pentanol	50.3	(388)		[6570-87-2] [73/26]	
C ₇ H ₁₆ O	2,4-dimethyl-2-pentanol	49.7	(343)		[625-06-9] [73/26]	
		(328–408)				
C ₇ H ₁₆ O	2,2-dimethyl-3-pentanol	51.4	(333)		[3970-62-5] [73/26]	
C ₇ H ₁₆ O	2,3-dimethyl-3-pentanol	53.2	(333)		[595-41-5] [73/26]	
		(318–413)				
C ₇ H ₁₆ O	2,4-dimethyl-3-pentanol	51.8	(328)	C	[600-36-2] [96/6]	
		48.8	(343)	C	[96/6]	

TABLE 6. Enthalpies of vaporization of organic compounds, 1880–2002—Continued

Molecular formula	Compound (Temperature range/K)	$\Delta_{\text{vap}}H_m$ (kJ mol ⁻¹)	Mean temperature (T_m /K)	Method	CAS registry number Reference
C ₇ H ₁₆ O	(307–412)	45.7	(358)	C	[96/6]
	3-ethyl-3-pentanol	53.6	(322)	A	[87/5][73/26] [597-49-9]
	(317–408)	51.3	(332)	A	[87/5][73/18]
C ₇ H ₁₆ O	(308–416)	55.2	(323)		[73/26]
	2-methyl-2-ethyl-1-butanol				[18371-13-6]
C ₇ H ₁₆ O	(358–428)	55.7	(373)		[73/26]
C ₇ H ₁₆ O	2,3,3-trimethyl-2-butanol				[594-83-2]
C ₇ H ₁₆ O ₂	(298–363)	48.7	(313)	MM	[85/5]
	1-butoxy-2-methoxyethane				[13343-98-1]
C ₇ H ₁₆ O ₂		47.8±0.1	(298)	C	[70/17]
C ₇ H ₁₆ O ₂	1-propoxy-2-ethoxyethane				[18854-31-4]
C ₇ H ₁₆ O ₂		46.8±0.1	(298)	C	[70/17]
	1,3-diethoxypropane				[3459-83-4]
C ₇ H ₁₆ O ₂		45.9±0.2	(298)	C	[72/42]
	2,2-diethoxypropane				[126-84-1]
C ₇ H ₁₆ O ₂	(273–308)	43.2±0.4	(298)	GS	[02/32]
	(273–308)	43.9		GS	[98/21]
	(286–304)	U28.2	(295)	A, I	[87/5][62/14] [57018-52-7]
C ₇ H ₁₆ O ₂	1- <i>tert</i> -butoxy-2-propanol				[57018-52-7]
C ₇ H ₁₆ O ₂	(346–420)	45.4	(361)	EB	[01/6]
	4-methyl-4-methoxy-2-pentanol				[141-73-1]
C ₇ H ₁₆ O ₃	(343–423)	46.6	(358)	A	[87/5][73/18]
	diethylene glycol monopropyl ether				[6881-94-3]
C ₇ H ₁₆ O ₃	(369–404)	65.3	(384)	A	[87/5]
	2-(2-propoxyethoxy)ethanol				[6881-94-3]
C ₇ H ₁₆ O ₃	(378–495)	65.7±0.8	(298)	EB	[96/3]
	triethoxymethane				[122-51-0]
C ₇ H ₁₆ O ₃	(293–323)	49.0	(308)	A	[87/5]
		46.0±0.8	(298)		[71/26]
	(278–419)	47.2	(293)		[87/5][47/5]
C ₇ H ₁₆ O ₃	3,5,7,9-tetraoxaundecane				[4431-82-7]
C ₇ H ₁₆ O ₃		53.6±0.7	(298)	C	[69/18]
	<i>tert</i> -pentylperoxyethanol				[51452-08-5]
C ₇ H ₁₆ O ₄		70.1±2.5			[83/11]
	3- <i>tert</i> -butyldioxy-1,2-propanediol				[38578-50-6]
C ₇ H ₁₆ S		88.0±2.6			[83/11]
	1-heptanethiol				[1639-09-4]
	(273–345)	49.5	(288)		[99/16]
C ₇ H ₁₆ S		50.6±0.2	(298)		[66/10][66/5]
	(373–472)	45.0	(388)	A, EB	[87/5][65/8]
					[66/5]
C ₇ H ₁₆ S	2-heptanethiol				[628-00-2]
	(343–437)	44.1	(358)		[99/16]
C ₇ H ₁₆ S ₂	(343–471)	47.2	(360)		[99/16]
	(341–443)	44.2	(356)	A	[87/5][73/18]
	1,7-heptanedithiol				[62224-02-6]
C ₇ H ₁₆ S ₂	(392–526)	59.0	(407)	A	[87/5][73/18]
					[99/16]
C ₇ H ₁₇ N	<i>tert</i> -butylisopropylamine				[97/21]
C ₇ H ₁₇ N	(275–299)	35.7±1.0	(287)		[39099-23-5]
	N-butyl isopropylamine				
C ₇ H ₁₇ N		42.1±0.1	(298)	C	[79/8]
		40.9±0.1	(313)	C	[79/8]
		39.9±0.1	(328)	C	[79/8]
		38.7±0.1	(343)	C	[79/8]
		37.6±0.1	(358)	C	[79/8]
	(325–395)	40.0	(340)	C	[79/8]
C ₇ H ₁₇ N	heptylamine				[111-68-2]
	(323–373)	49.9	(298)	CGC	[95/21]
C ₇ H ₁₇ NO	(326–430)	46.5	(341)	A	[87/5]
		50.0±0.1	(298)	C	[69/2]
C ₇ H ₁₇ NO	N-(ethoxymethyl)diethylamine				[7352-03-6]
	(285–400)	39.6	(300)	A	[87/5]

TABLE 6. Enthalpies of vaporization of organic compounds, 1880–2002—Continued

Molecular formula	Compound (Temperature range/K)	$\Delta_{\text{vap}}H_m$ (kJ mol ⁻¹)	Mean temperature (T_m /K)	Method	CAS registry number Reference
C ₇ H ₁₇ O ₂ PS ₃	O,O-diethyl-S-[(ethylthio)methyl]dithiophosphate (283–387)	70.8	(298)	A	[298-02-2] [87/5][73/18] [99/16]
C ₇ H ₁₈ N ₂	N,N-diethyl-1,3-propanediamine (329–443)	46.4	(344)	A	[104-78-9] [87/5]
C ₇ H ₁₇ N ₂	1,7-heptanediamine (273–313)	46.5	(288)	A	[646-19-5] [87/5]
C ₇ H ₁₈ N ₂ O	1,3-bis(dimethylamino)-2-propanol (355–450)	50.3	(370)	A	[5966-51-8] [87/5]
C ₇ H ₁₈ N ₃	N,N-diethyl-2-(1-methylhydrazino)ethanamine (283–313)	61.8	(298)	A	[67727-91-7] [87/5]
C ₇ H ₂₀ N ₄	1,4,8,11-tetrazaundecane (332–348)	98.3 ± 1.3	(340)	TE	[4741-99-5] [83/16]
	(332–348)	100.0 ± 2.5	(298)	TE	[83/16]
C ₈ F ₈ O ₂	trifluoroacetic acid, pentafluorophenyl ester	42.1			[14533-84-7] [76/31]
C ₈ F ₈ O ₄	carbonoperoxoic acid, O-(pentafluorophenyl) O,O-(trifluoromethyl) ester	51.8			[59483-83-9] [76/30]
C ₈ F ₁₆	perfluoroethylcyclohexane (308–512)	37.2	(323)		[335-21-7] [99/16]
	(310–400)	38.6	(298)		[84/9][91/2]
		38.7 ± 0.4	(298)		[81/23]
	(311–411)	37.1	(326)	A	[87/5][70/14] [59/12][99/16]
C ₈ F ₁₆	perfluoro-1,3-dimethylcyclohexane (308–375)	37.4	(323)		[335-27-3] [99/16]
C ₈ F ₁₆	<i>cis/trans</i> perfluoro-1,3-dimethylcyclohexane	38.6 ± 0.1	(298)	C	[96/26]
C ₈ F ₁₆ N ₂	2,2,2-trifluoro-N'-[1,2,2,2-tetrafluoro-1-(trifluoromethyl)ethyl]-N-[2,2,2-trifluoro-1-(trifluoromethyl)ethylidene]ethanimidamide	32.8			[57682-63-0] [75/42]
C ₈ F ₁₆ O	perfluoro-2-butyltetrahydrofuran (383–433)	34.7	(408)	EST	[60/27]
C ₈ F ₁₈	perfluorooctane (437–503)	32.0	(452)		[307-34-6] [99/16]
	(309–378)	41.2 ± 0.8	(298)	EB	[81/23]
		41.1 ± 0.1	(298)	C	[81/23]
	(310–379)	39.5	(325)	A	[87/5][62/4] [70/14]
C ₈ F ₁₈ N ₂ OS	<i>bis</i> (1,1,1,3,3,3-hexafluoro-2-propanamino)oxobis(trifluoromethyl) sulfur (273–333)	39.6	(288)	A	[66632-47-1] [87/5][78/14] [99/16]
C ₈ F ₁₈ N ₂ S	<i>S,S</i> -bis(trifluoromethyl)-N-[2,2,2-trifluoro-1-(trifluoromethyl)-1-[(2,2,2-trifluoro-1-(trifluoromethyl)ethylidene)amino]ethyl sulfilimine (329–373)	41.1	(344)	A	[37826-45-2] [87/5][72/21]
C ₈ F ₁₈ O	<i>bis</i> (nonafluorobutyl) ether (315–374)	40.3 ± 0.8	(298)	EB	[308-48-5] [89/13]
		40.7 ± 0.1	(298)	C	[89/13]
	(343–375)	36.6	(358)	A	[87/5]
	(288–313)	42.2	(300)	A	[87/5]
	(374–413)	56.3	(389)	A	[87/5][99/16]
C ₈ F ₁₈ O ₂	dodecafluoro-1,6-bis(trifluoromethoxy)hexane (293–353)	33.6	(323)		[99/16]
C ₈ F ₁₈ O ₃ S	<i>bis</i> (1,1,1,3,3,3-hexafluoro-2-(trifluoromethyl)-2-propanol) sulfite	38.7			[53517-90-1] [75/43]
C ₈ F ₂₀ N ₂ S	difluoro[1,1,1,3,3,3-hexafluoro-N-[2,2,2-trifluoro-1-(trifluoromethyl)-ethylidene]-2,2-propanediamino(2-)-N]-bis(trifluoromethyl) sulfur	39.3	(390)	I	[78/14]
C ₈ HCl ₄ F ₁₁ O ₂	3,5,7,8-tetrachloro-2,2,3,4,4,5,6,6,7,8,8-undecafluorooctanoic acid (373–553)	70.6 6	(388)	A	[2923-68-4] [87/5][57/17] [99/16]
C ₈ HF ₁₆ NO	1,1,1,2,3,3,3-heptafluoro-N-[2,2,2-trifluoro-1-[2,2,2-trifluoro-1-(trifluoromethyl)ethoxy]ethylidene]-2-propanamine	36.0	(364)		[54181-87-2] [75/20]

TABLE 6. Enthalpies of vaporization of organic compounds, 1880–2002—Continued

Molecular formula	Compound (Temperature range/K)	$\Delta_{\text{vap}}H_m$ (kJ mol ⁻¹)	Mean temperature (T_m /K)	Method	CAS registry number Reference
C ₈ H ₂ F ₁₆	1,1,2,2,3,3,4,4,5,5,6,6,7,7,8,8-hexadecafluorooctane (298–323)	41.1	(310)	A	[307-99-3] [87/5][99/16]
C ₈ H ₃ ClF ₆	4-chloro-1,3-bis(trifluoromethyl)benzene (275–353)	48.0	(290)		[327-76-4] [87/5][46/3] [70/14][99/16]
C ₈ H ₃ ClF ₆	5-chloro-1,3-bis(trifluoromethyl)benzene (275–353)	46.2	(290)	A	[328-72-3] [87/5][46/3] [70/14][99/16]
C ₈ H ₃ Cl ₄ F ₃	1,1,1-trifluoro-2,2-dichloro-2-(3,4-dichlorophenyl)ethane (417–461)	56.9	(432)	A	[328-82-5] [87/5][99/16]
C ₈ H ₃ F ₅ O ₂	acidic acid, pentafluorophenyl ester (283–322)	48.1	(298)	A	[19220-93-0] [87/5][99/16]
C ₈ H ₃ F ₁₅ O	2,2,3,3,4,4,5,5,6,6,7,7,8,8,8-pentadecafluoro-1-octanol (350–437)	53.3	(365)	A	[307-30-2] [87/5][99/16]
C ₈ H ₄ ClF ₃ O	trifluoromethyl 3-chlorophenyl ketone (366–405)	52.7	(386)	A	[321-31-3] [87/5][99/16]
C ₈ H ₄ Cl ₂ O ₂	isophthaloyl chloride (443–550)	61.5	(458)	A	[99-63-8] [87/5][99/16]
C ₈ H ₄ Cl ₂ O ₂	phthaloyl chloride (391–549)	58.0	(406)	A	[88-95-9] [87/5][47/5] [99/16]
C ₈ H ₄ Cl ₂ O ₂	terephthaloyl chloride (454–473)	56.2	(463)	A	[100-20-9] [87/5][99/16]
C ₈ H ₄ Cl ₃ F ₃	1,1,1-trifluoro-2,2-dichloro-(3-chlorophenyl)ethane (387–475)	49.6	(431)		[309-12-6] [99/16]
C ₈ H ₄ F ₆	1,3-bis(trifluoromethyl)benzene (275–353)	50.4	(402)	A	[87/5] [402-31-3] [87/5][51/9] [70/14][99/16]
C ₈ H ₄ F ₆	1,4-bis(trifluoromethyl)benzene (287–390)	41.8	(302)	A	[433-19-2] [87/5][70/14] [99/16]
C ₈ H ₄ O ₃	phthalic anhydride (407–558)	52.1	(422)	A	[85-44-9] [87/5]
	(411–450)	63.9 ± 2.5	(422)		[79/22]
		65.3 ± 0.8			[46/16][79/22]
C ₈ H ₅ Cl ₂ F ₃	1,1,1-trifluoro-2,2-dichloro-2-phenylethane (365–446)	47.2	(380)	A	[309-10-4] [87/5][99/16]
C ₈ H ₅ Cl ₂ N	α,α -dichlorophenylacetone nitrile (329–497)	57.2	(344)	A	[40626-45-7] [87/5][47/5]
C ₈ H ₅ Cl ₅	pentachloroethylbenzene (369–572)	58.8	(384)	A	[606-07-5] [87/5][47/5] [99/16]
C ₈ H ₅ F ₅ O	2,2,2-trifluoroacetophenone (342–425)	43.1	(357)	A	[434-45-7] [87/5][99/16]
C ₈ H ₅ F ₁₄ OP	ethyl bis(heptafluoropropyl)phosphinite (303–393)	41.9	(348)		[59/21]
C ₈ H ₅ NO	benzoylnitrile (318–481)	52.0	(333)	A	[613-90-1] [87/5][47/5]
C ₈ H ₆	phenylacetylene (313–416)	42.6 ± 0.1	(320)	EB	[536-74-3] [02/17]
	(313–416)	40.4 ± 0.1	(360)	EB	[02/17]
	(313–416)	38.0 ± 0.2	(400)	EB	[02/17]
	(265–291)	43.9	(278)	MM	[81/19]
	(270–292)	45.2	(281)	HSA	[81/19]
C ₈ H ₆ BrN	(<i>dl</i>) α -bromophenylacetone nitrile (293–515)	64.7	(308)	A	[5798-79-8] [87/5]
C ₈ H ₆ Cl ₂	2,3-dichlorostyrene (334–508)	55.4	(349)		[2123-28-6] [99/16]
	(334–508)	54.3	(349)	A	[87/5][47/5]
C ₈ H ₆ Cl ₂	2,4-dichlorostyrene (327–498)	55.0	(342)	A	[2123-27-5] [87/5][70/14]
C ₈ H ₆ Cl ₂	2,5-dichlorostyrene (328–500)	54.3	(343)	A	[1123-84-8] [87/5][47/5]

TABLE 6. Enthalpies of vaporization of organic compounds, 1880–2002—Continued

Molecular formula	Compound (Temperature range/K)	$\Delta_{\text{vap}}H_m$ (kJ mol ⁻¹)	Mean temperature (T_m /K)	Method	CAS registry number Reference
C ₈ H ₆ Cl ₂	2,6-dichlorostyrene	53.8 ± 1.5	(298)	GS	[70/14] [28469-92-3]
	(321–490)	50.4	(336)	A	[01/1] [87/5][47/5] [70/14]
C ₈ H ₆ Cl ₂	3,4-dichlorostyrene	53.3	(345)	A	[2039-83-0] [87/5][47/5]
	(330–503)				[70/14]
C ₈ H ₆ Cl ₂	3,5-dichlorostyrene	55.1	(341)	A	[2155-42-2] [87/5][70/14]
	(326–498)				[63024-77-1]
C ₈ H ₆ Cl ₂ O	3-(chloromethyl)benzoyl chloride	54.7	(439)	A	[87/5][99/16]
C ₈ H ₆ Cl ₂ O	4-(chloromethyl)benzoyl chloride	68.3	(453)	A	[876-08-4] [87/5][99/16]
	(440–466)				[70/14]
C ₈ H ₆ Cl ₄	2,3,4,6-tetrachloro-1-ethylbenzene	53.6	(365)	A	[877-08-7] [87/5][47/5]
	(350–543)				[877-08-7]
C ₈ H ₆ Cl ₄	3,4,5,6-tetrachloro-1,2-dimethylbenzene	63.6	(382)	A	[87/5][70/14]
	(367–547)				[53602-64-5]
C ₈ H ₆ F ₁₂ O ₃ S	<i>bis</i> (1,1,1,3,3,3-hexafluoro-2-methyl-2-propanol) sulfite	46.5			[75/43]
C ₈ H ₆ O	2,3-benzofuran	46.2	(338)	A	[271-89-6] [87/5]
	(323–403)				[5101-44-0]
C ₈ H ₆ O	2-ethynylphenol	33.5	(315)	A	[87/5]
	(300–373)				[1074-12-0]
C ₈ H ₆ O ₂	phenyl glyoxal	59.7	(363)	A	[87/5][47/5]
	(348–467)				[87-41-2]
C ₈ H ₆ O ₂	phthalide	59.3	(383)	A	[87/5][47/5]
	(368–563)				[120-57-0]
C ₈ H ₆ O ₃	piperonal	65.7	(331)		[53/5]
	(310–353)				[87/5][47/5]
C ₈ H ₆ S	benzo[b]thiophene	60.6	(375)	A	[87/5][47/5]
	(349–424)	52.1	(364)		[95-15-8] [99/16]
C ₈ H ₆ S	(424–498)	47.9	(439)		[99/16]
	(498–631)	45.0	(513)		[99/16]
C ₈ H ₆ S	(310–542)	54.3	(320)		[91/13]
	(310–542)	52.0	(360)		[91/13]
C ₈ H ₆ S	(310–542)	49.7	(400)		[91/13]
	(310–542)	46.2	(460)		[91/13]
C ₈ H ₆ S	(310–542)	43.8	(500)		[91/13]
	(310–542)	41.2	(540)		[91/13]
C ₈ H ₆ S	(310–542)	47.2	(425)		[81/1]
	(310–542)	42.8	(505)		[81/1]
C ₈ H ₆ S	(310–542)	36.1	(605)		[81/1]
	(306–346)	53.8	(326)		[81/2][99/16]
C ₈ H ₇ Br	2-bromostyrene	48.7	(393)	A	[2039-88-5] [87/5][70/14]
	(378–543)				[2039-82-9]
C ₈ H ₇ Br	4-bromostyrene	48.5	(406)		[99/16]
	(393–420)	49.9	(398)	A	[87/5][70/14]
C ₈ H ₇ Cl	2-chlorostyrene	46.0	(378)	A	[2039-87-4] [87/5][70/14]
	(363–523)				[2039-85-2]
C ₈ H ₇ Cl	3-chlorostyrene	46.1	(313)	A	[87/5][47/5] [70/14]
	(298–463)				[1073-67-2]
C ₈ H ₇ Cl	4-chlorostyrene	48.1	(378)	A	[87/5][47/5] [70/14]
	(363–523)				[99-91-2]
C ₈ H ₇ ClO	4'-chloroacetophenone	54.0	(419)	A	[87/5][99/16]
	(404–623)	50.7	(410)		[49/1][84/9]
C ₈ H ₇ ClO	phenylacetyl chloride	56.5	(336)	A	[103-80-0] [87/5][47/5]
	(321–483)				[99/16]

TABLE 6. Enthalpies of vaporization of organic compounds, 1880–2002—Continued

Molecular formula	Compound (Temperature range/K)	$\Delta_{\text{vap}}H_m$ (kJ mol ⁻¹)	Mean temperature (T_m /K)	Method	CAS registry number Reference
C ₈ H ₇ ClO ₂	benzyl chloroformate (293–303)	38.5 ± 0.1	(298)		[501-53-1] [90/12]
C ₈ H ₇ Cl ₃ O ₃	3,4,5-trichloro-2,6-dimethoxyphenol (293–323)	77.4	(308)	CGC	[2539-26-6] [99/13]
C ₈ H ₇ FO	2-fluoroacetophenone (273–333)	62.0	(288)	A, GS	[450-95-3] [87/5][48/14] [99/16]
C ₈ H ₇ F ₃	1,1,1-trifluoro-2-phenylethane (273–313)	46.1 ± 0.3	(298)	GS	[21249-93-4] [97/14]
C ₈ H ₇ N	benzylcyanide (283–328)	60.1 ± 0.7	(306)	GS	[140-29-4] [00/2]
	(283–328)	60.5 ± 0.7	(298)	GS	[00/2]
	(333–507)	54.8	(348)	A	[87/5][47/5]
C ₈ H ₇ N	2-tolunitrile (309–479)	50.8	(324)	A	[620-22-4] [87/5][47/5]
C ₈ H ₇ N	4-tolunitrile (315–491)	48.0	(330)	A	[104-85-8] [87/5][47/5]
C ₈ H ₇ N	2-tolylisocyanide (298–457)	48.5	(313)	A	[10468-64-1] [87/5][47/5]
C ₈ H ₇ NO	benzyl isocyanate (333–393)	42.3	(348)	A	[3173-56-6] [87/5]
C ₈ H ₇ NO ₃	2'-nitroacetophenone (293–333)	103.6	(308)	A	[577-59-3] [87/5]
C ₈ H ₇ NO ₄	2-nitrobenzoic acid, methyl ester (423–453)	56.1	(438)	A	[606-27-9] [87/5]
C ₈ H ₇ NO ₄	(2-nitrophenyl) acetate (373–526)	71.1	(388)	A	[610-69-5] [87/5][47/5]
C ₈ H ₇ NS	benzyl isothiocyanate (352–516)	62.2	(367)	A	[622-78-6] [87/5][47/5]
C ₈ H ₇ NS	2-methylbenzothiazole (343–499)	61.3	(358)	A	[120-75-2] [87/5][47/5]
C ₈ H ₇ N ₃ O ₇	2,4,6-trinitrophenetole (342–351)	120.5	(346)	A	[99/16] [4732-14-3] [87/5]
C ₈ H ₈	cyclooctatetraene (273–348)	43.9	(288)	A	[629-20-9] [87/5]
		43.1	(298)		49/23]
C ₈ H ₈	bicyclo[2.2.2]octa-2,5,7-triene	42.9 ± 0.1	(298)	C	[500-24-3] [85/2]
C ₈ H ₈	1,5,7-octatriene-3-yene (313–429)	35.1	(328)	A	[16607-77-5] [87/5]
C ₈ H ₈	styrene (245–334)	42.5	(260)	A	[100-42-5] [87/5]
	(334–419)	41.5	(349)	A	[87/5]
	(306–333)	42.5	(319)		[59/27]
	(303–417)	43.1	(318)		[55/22]
	(285–333)	43.9	(298)		[46/10]
		43.5 ± 0.4	(298)		[46/10]
	(306–389)	40.2	(348)		[42/3]
	(245–357)	43.2	(298)		[39/6]
C ₈ H ₈ Br ₂	(1,2-dibromoethyl)benzene (359–527)	64.9	(374)	A	[93-52-7] [87/5][47/5] [70/14]
C ₈ H ₈ Cl ₂	2,5-dichloro-1,4-dimethylbenzene (393–573)	52.7	(408)	A	[1124-05-6] [87/5][70/14] [99/16]
C ₈ H ₈ Cl ₂	2,3-dichloro-1-ethylbenzene (319–495)	48.9	(334)	A	[54484-61-6] [87/5][47/5] [70/14]
C ₈ H ₈ Cl ₂	2,5-dichloro-1-ethylbenzene (311–490)	46.0	(326)	A	[54484-63-8] [87/5][47/5] [70/14]
C ₈ H ₈ Cl ₂	3,4-dichloro-1-ethylbenzene (320–500)	49.3	(335)	A	[6623-59-2] [87/5][47/5]

TABLE 6. Enthalpies of vaporization of organic compounds, 1880–2002—Continued

Molecular formula	Compound (Temperature range/K)	$\Delta_{\text{vap}}H_m$ (kJ mol ⁻¹)	Mean temperature (T_m /K)	Method	CAS registry number Reference
C ₈ H ₈ Cl ₂	1,4- <i>bis</i> (chloromethyl)benzene (412–504)	50.8	(427)		[70/14] [93-52-7] [99/16]
C ₈ H ₈ Cl ₂ O ₂	2-(2,4-dichlorophenoxy)ethanol (484–560)	65.1	(499)	A	[120-67-2] [59/1][84/9] [99/16][87/5]
C ₈ H ₈ Cl ₂ O ₃	3,5-dichloro-2,6-dimethoxyphenol (293–323)	70.4	(308)	CGC	[99/13]
C ₈ H ₈ Cl ₃ O ₃ PS	O,O-dimethyl-O-(2,4,5-trichlorophenyl)thiophosphate (298–373)	56.8	(313)	A	[299-84-3] [87/5]
C ₈ H ₈ N ₂ O ₂	1,4- <i>bis</i> (2-hydroxyethyl)piperazine (413–507)	67.8±5.3			[122-96-3] [98/7]
C ₈ H ₈ N ₂ O ₃	2'-nitroacetanilide (473–593)	44.0	(488)	A	[552-32-9] [87/5]
C ₈ H ₈ O	acetophenone (360–520)	55.4±0.4	(298)	EB	[98-86-2] [96/3]
	(343–383)	53.4	(298)	CGC	[95/21]
	(343–383)	52.7	(298)	CGC	[95/21]
	(343–383)	57.9	(298)	CGC	[95/21]
	(375–603)	49.7	(390)	A	[87/5]
	(383–437)	41.9	(398)	GS, EB	[65/7]
	(310–476)	51.2	(325)		[47/5]
C ₈ H ₈ O	2,5-dihydrobenzo-3,4-furan (285–510)	53.7±0.4	(298)	EB	[496-14-0] [96/4]
C ₈ H ₈ O	phenylacetaldehyde (283–333)	54.5	(298)	A	[122-78-1] [87/5]
C ₈ H ₈ O ₂	1,4-benzodioxan (400–486)	50.4	(415)	A	[493-09-4] [87/5]
		50.4			[58/25]
C ₈ H ₈ O ₂	benzyl formate (298–357)	51.6	(313)	A	[104-57-4] [87/5]
C ₈ H ₈ O ₂	2'-hydroxyacetophenone (369–491)	58.3	(384)	A	[118-93-4] [87/5]
		50.2			[86/10]
C ₈ H ₈ O ₂	2-methoxybenzaldehyde	55.2			[135-02-4] [86/10]
C ₈ H ₈ O ₂	4-methoxybenzaldehyde (348–521)	58.4	(363)	A, EB	[123-11-5] [85/9]
	(283–323)	60.4	(298)	A	[87/5][55/8]
	(346–521)	57.1	(361)	A	[87/5][47/5]
C ₈ H ₈ O ₂	methyl benzoate (358–517)	51.1±0.2	(360)	EB	[93-58-3] [02/15]
	(358–517)	48.5±0.2	(400)	EB	[02/15]
	(358–517)	45.8±0.2	(440)	EB	[02/15]
	(358–517)	43.0±0.4	(480)	EB	[02/15]
		57.2±0.1	(303)	C	[98/6]
	(313–353)	53.4	(298)	CGC	[95/21]
	(313–363)	53.8	(298)	CGC	[95/21]
	(433–473)	54.7	(298)	CGC	[95/21]
	(334–428)	50.7	(379)	BG	[88/2]
	(334–428)	48.3	(410)	BG	[88/2]
	(283–323)	53.9	(298)	A	[87/5]
	(373–533)	49.7	(388)	A	[87/5]
		55.6±0.1	(298)	C	[72/1]
	(341–433)	52.8	(363)	BG	[71/2]
C ₈ H ₈ O ₂	<i>m</i> -toluic acid (473–533)	62.8	(503)	A	[99-04-7] [87/5][70/34]
C ₈ H ₈ O ₂	phenyl acetate (313–363)	53.3	(298)	CGC	[122-79-2] [95/21]
	(433–473)	53.6	(298)	CGC	[95/21]
	(313–353)	53.1	(298)	CGC	[95/21]
	(311–469)	51.7	(326)	A	[87/5][47/5]
C ₈ H ₈ O ₂	phenylacetic acid (370–539)	65.0	(385)	A	[103-82-2] [87/5]

TABLE 6. Enthalpies of vaporization of organic compounds, 1880–2002—Continued

Molecular formula	Compound (Temperature range/K)	$\Delta_{\text{vap}}H_m$ (kJ mol ⁻¹)	Mean temperature (T_m /K)	Method	CAS registry number Reference
C ₈ H ₈ O ₃	<i>cis</i> 4-cyclohexene-1,2-dicarboxylic acid anhydride (325–525)	53.1 ± 0.1			[935-79-5] [84/14]
C ₈ H ₈ O ₃	4-hydroxybenzoic acid, methyl ester (446–517)	81.5	(461)	A	[99-76-3] [87/5]
C ₈ H ₈ O ₃	methyl salicylate (327–497)	59.9	(342)	A	[87/5]
	(329–496)	58.7	(344)	A	[87/5]
	(288–333)	56.9	(303)		[87/5]
C ₈ H ₈ O ₃	4-hydroxy-3-methoxybenzaldehyde (vanillin) (380–558)	66.9	(395)	A	[121-33-5] [87/5][47/5]
C ₈ H ₈ O ₄	2-acetyl-5-hydroxy-3-oxo-4-hexenoic acid- δ -lactone (dehydroacetic acid) (364–542)	62.1	(379)	A	[520-45-6] [87/5][47/5]
C ₈ H ₉ Br	1-bromo-2,5-dimethylbenzene (310–480)	50.9	(325)		[553-94-6] [99/16][47/5]
	(310–480)	53.6	(325)	A	[87/5][70/14]
C ₈ H ₉ Br	(1-bromoethyl)benzene (298–333)	56.4 ± 0.3	(298)	GS	[585-71-7] [02/29]
		52.4	(298)	CGC	[02/29]
C ₈ H ₉ Br	(2-bromoethyl)benzene (348–401)	51.5	(363)	A	[103-63-9] [87/5][99/16]
C ₈ H ₉ Br	1-bromo-2-ethylbenzene (368–523)	48.1	(383)	A	[1973-22-4] [87/5][70/14]
					[99/16]
C ₈ H ₉ Br	1-bromo-4-ethylbenzene (347–479)	46.2	(362)		[1585-07-5] [99/16]
	(378–533)	49.4	(393)	A	[87/5][70/14]
	(303–479)	52.0	(318)		[47/5]
C ₈ H ₉ Cl	(<i>dl</i>) (1-chloroethyl)benzene (281–319)	52.8 ± 0.2	(298)	GS	[627-65-1] [02/29]
		52.4	(298)	CGC	[02/29]
	(336–372)	51.4	(351)		[99/16]
	(342–378)	47.0	(357)	A	[87/5]
C ₈ H ₉ Cl	(2-chloroethyl)benzene (356–480)	53.1	(368)		[622-24-2] [99/16]
	(356–380)	51.7	(368)	A	[87/5]
C ₈ H ₉ Cl	1-chloro-2-ethylbenzene (353–503)	46.1	(368)		[89-96-3]
	(290–450)	47.2	(305)	A	[87/5][70/14]
					[47/5]
C ₈ H ₉ Cl	1-chloro-3-ethylbenzene (348–457)	46.4	(363)		[620-16-6] [99/16]
	(358–508)	46.8	(373)	A	[87/5][70/14]
	(291–454)	46.4	(307)		[47/5]
C ₈ H ₉ Cl	1-chloro-4-ethylbenzene (350–458)	45.8	(365)		[622-98-0] [99/16]
	(358–508)	46.8	(373)	A	[87/5][70/14]
	(381–457)	45.5	(396)		[47/5]
C ₈ H ₉ Cl	1-(chloromethyl)-4-methylbenzene (376–457)	44.9	(391)	A	[104-82-5] [87/5][99/16]
C ₈ H ₉ ClNO ₃ PS	O,O-(dimethyl)-O-(3-chloro-4-nitrophenyl)thiophosphate (283–409)	92.0	(346)	A	[500-28-7] [87/5][99/16]
C ₈ H ₉ ClO	1-chloro-2-ethoxybenzene (318–481)	52.4	(333)	A	[614-72-2] [87/5][47/5]
C ₈ H ₉ ClO	4-chlorophenethyl alcohol (426–673)	59.3	(411)	A	[1875-88-3] [87/5][99/16]
C ₈ H ₉ ClO	4-chloro-1-ethoxybenzene (395–485)	49.5	(410)	A	[622-61-7] [87/5][99/16]
C ₈ H ₉ ClO ₂	ethylene glycol, 4-chlorophenyl ether (410–554)	68.5	(425)	A	[7477-64-7] [87/5][99/16]
C ₈ H ₉ ClO ₃	3-chloro-2,6-dimethoxyphenol (293–323)	68.6	(308)	CGC	[99/13]
C ₈ H ₉ Cl ₃ O ₄	2-acetyl-4,4,4-trichloro-3-oxobutyric acid, ethyl ester (374–409)	53.1	(389)	A	[87/5][99/16]
C ₈ H ₉ I	(1-iodoethyl)benzene (303–340)	59.9 ± 0.4	(298)	GS	[10604-60-1] [02/29]

TABLE 6. Enthalpies of vaporization of organic compounds, 1880–2002—Continued

Molecular formula	Compound (Temperature range/K)	$\Delta_{\text{vap}}H_m$ (kJ mol ⁻¹)	Mean temperature (T_m /K)	Method	CAS registry number Reference
C ₈ H ₉ N	2-methyl-5-vinylpyridine (342–457)	55.2	(357)	A	[140-76-1] [87/5]
	(342–457)	54.5	(357)		[61/19][84/9]
C ₈ H ₉ N	N-methylbenzaldehyde-imine (283–318)	51.1±0.2	(301)	GS	[97/9]
		51.2±0.2	(298)	GS	[97/9]
C ₈ H ₉ NO	acetanilide (473–577)	64.8	(488)	A	[103-84-4] [87/5]
		66.3	(402)		[47/5]
C ₈ H ₉ NO ₂	anthranilic acid, methyl ester (299–333)	62.3	(314)	A, ME	[134-20-3] [87/5][54/7]
C ₈ H ₉ NO ₂	2-nitro-1,3-dimethylbenzene (284–323)	57.2±0.8	(303)	GS	[81-20-9] [00/15]
		57.5±0.8	(298)		[00/15]
		49.7	(388)	A	[87/5]
C ₈ H ₉ NO ₂	4-nitro-1,3-dimethylbenzene (368–518)	56.7	(383)	A	[89-87-2] [87/5]
		57.3	(353)		[47/5]
C ₈ H ₉ NO ₂	1,2-dimethyl-3-nitrobenzene (383–518)	59.4	(398)		[83-41-0] [84/9]
C ₈ H ₉ NO ₂	1,2-dimethyl-4-nitrobenzene (399–536)	63.6	(414)		[99-51-4] [84/9]
C ₈ H ₉ NO ₂	2-nitro-1-ethylbenzene (284–323)	62.7±0.4	(303)	GS	[612-22-6] [00/15]
		63.0±0.4	(298)		[00/15]
		56.3	(368)	A	[87/5]
C ₈ H ₉ NO ₂	4-nitro-1-ethylbenzene (353–433)	59.4	(368)	A	[100-12-9] [87/5]
C ₈ H ₉ N ₃	2,2-dicyanohexanenitrile (288–323)	61.0±0.2		GS	[94/5]
C ₈ H ₁₀	1,2-dimethylbenzene (373–423)	42.9	(298)	CGC	[95-47-6] [95/21]
		41.1	(348)	A	[87/5]
		38.0	(431)	A	[87/5]
		36.7	(486)	A	[87/5]
		36.7	(582)	A	[87/5]
		39.8	(401)		[82/3]
		43.4	(298)		[71/28]
		43.4±0.1	(298)		[47/7]
		40.8	(352)	C	[45/2][49/6]
		45.0	(288)	MM	[43/1][84/9]
C ₈ H ₁₀	1,3-dimethylbenzene (360–410)	39.2	(375)		[108-38-3] [02/9]
		40.7	(342)		[89/7]
		44.7	(282)	A	[87/5]
		37.5	(427)	A	[87/5]
		36.4	(476)	A	[87/5]
		36.2	(565)	A	[87/5]
		38.7	(395)		[83/2]
		42.7	(298)		[71/28]
		42.7±0.1	(298)	C	[47/7]
		40.4	(346)	MM	[87/5][45/2] [49/6]
C ₈ H ₁₀	1,4-dimethylbenzene (273–333)	43.2	(288)		[43/1][84/9]
C ₈ H ₁₀	1,4-dimethylbenzene (373–423)	42.3	(298)	CGC	[106-42-3] [95/21]
		43.0±0.1	(298)		[90/3]
		42.3±0.01	(298)		[88/16]
		40.3	(353)		[88/7]
		37.3	(426)	A	[87/5]
		36.1	(475)	A	[87/5]
		36.2	(566)	A	[87/5]
		36.0±0.1	(411)	C	[85/10]
34.5±0.1	(436)	C	[85/10]		

TABLE 6. Enthalpies of vaporization of organic compounds, 1880–2002—Continued

Molecular formula	Compound (Temperature range/K)	$\Delta_{\text{vap}}H_m$ (kJ mol ⁻¹)	Mean temperature (T_m /K)	Method	CAS registry number Reference	
C ₈ H ₁₀	(380–410)	30.5±0.1	(484)	C	[85/10]	
		24.7±0.1	(540)	C	[85/10]	
		37.3	(395)		[82/3]	
	(286–453)	42.3±0.1	(298)	C	[81/10]	
		42.6	(298)		[74/13]	
		42.4	(301)	IPM, EB	[87/5][74/11]	
	(303–343)	42.4	(298)		[71/28]	
		41.6	(318)		[68/23]	
	(332–413)	42.4±0.1	(298)	C	[47/7]	
		40.1	(347)	MM	[45/2][49/6]	
	ethylbenzene	(298–420)	41.8	(313)	A	[87/5]
		(409–459)	37.0	(424)	A	[87/5]
		(457–554)	35.8	(472)	A	[87/5]
		(320–400)	40.6	(335)		[86/13]
		(549–617)	35.5	(564)	A	[87/5]
			40.5±0.1	(328)	C	[82/10]
			39.5±0.1	(343)	C	[82/10]
			38.6±0.1	(358)	C	[82/10]
			42.4±0.1	(298)	C	[81/10]
		42.3	(298)		[71/28]	
C ₈ H ₁₀ F ₃ NO ₃	(330–410)	42.2±0.1	(298)	C	[47/7]	
		40.0	(345)	MM	[45/2][49/6]	
	N-trifluoroacetyl- <i>l</i> -proline, methyl ester				[715-58-2]	
C ₈ H ₁₀ F ₃ NO ₅	(303–523)	57.9	(318)	A	[87/5][99/16]	
	N-trifluoroacetyl- <i>l</i> -aspartic acid, dimethyl ester				[81084-01-7]	
C ₈ H ₁₀ NO ₅ PS	(293–427)	58.2	(318)	A	[87/5][99/16]	
		O,O-dimethyl-O-(4-nitrophenyl) thiophosphate				[298-00-0]
C ₈ H ₁₀ N ₂ O ₂	3-nitro- <i>N,N</i> -dimethylaniline	88.9	(308)	A	[87/5]	
		87.0		GS	[79/19]	
					[619-31-8]	
C ₈ H ₁₀ O	2,3-dimethylphenol	(427–558)	52.3	(442)	A, GS, EB	[87/5][60/4]
		(357–492)	48.2	(372)		[55/9]
					[526-75-0]	
C ₈ H ₁₀ O	2,4-dimethylphenol	(433–492)	52.1	(448)	A, GS, EB	[87/5][60/4]
		(393–433)	64.6	(298)	CGC	[95/21]
		(282–318)	65.9	(297)	A	[87/5]
C ₈ H ₁₀ O	2,5-dimethylphenol	(429–486)	51.8	(444)	A, GS, EB	[87/5][60/4]
					[95-87-4]	
					[87/5][60/4]	
C ₈ H ₁₀ O	2,6-dimethylphenol	(427–485)	51.7	(442)	A, GS, EB	[87/5][60/4]
					[576-26-1]	
			75.6	(298)		[71/7]
			75.1	(298)		[68/9]
		(417–476)	48.5	(432)	A, GS, EB	[87/5][60/4]
C ₈ H ₁₀ O	3,4-dimethylphenol				[96-65-8]	
			85.1	(298)		[71/7]
			85.0	(298)		[68/9]
C ₈ H ₁₀ O	3,5-dimethylphenol	(444–502)	54.9	(459)	A, GS, EB	[87/5][60/4]
						[108-68-9]
			82.0	(298)		[71/7]
C ₈ H ₁₀ O	benzyl methyl ether	(427–497)	55.3	(442)	A, GS, EB	[87/5][60/4]
						[538-86-3]
C ₈ H ₁₀ O	ethoxybenzene	(274–314)	51.4±0.3	(298)	GS	[02/29]
		(390–454)	44.5	(405)	A	[103-73-1]
		(390–454)	50.7	(298)		[87/5][76/2]
C ₈ H ₁₀ O	2-ethylphenol	(390–454)	40.7	(443)		[76/2]
			51.0±0.1	(298)	C	[75/3]
		(400–454)	44.0	(415)		[65/7][84/9]
						[90-00-6]
		(393–433)	64.5	(298)	CGC	[95/21]
C ₈ H ₁₀ O	(277–318)	(423–491)	50.5	(438)	A, GS, EB	[87/5][63/10]
			63.5	(292)	A, GS, EB	[87/5][63/10]

TABLE 6. Enthalpies of vaporization of organic compounds, 1880–2002—Continued

Molecular formula	Compound (Temperature range/K)	$\Delta_{\text{vap}}H_m$ (kJ mol ⁻¹)	Mean temperature (T_m /K)	Method	CAS registry number Reference
	(359–480)	51.6	(374)		[55/9]
	(321–492)	51.4	(348)		[53/9]
	(321–492)	49.5	(373)		[53/9]
	(321–492)	48.6	(398)		[53/9]
	(321–492)	47.0	(423)		[53/9]
	(321–492)	43.1	(473)		[53/9]
C ₈ H ₁₀ O	3-ethylphenol				[620-17-7]
	(445–503)	53.1	(460)	A, GS, EB	[87/5][63/10]
	(277–323)	68.1	(292)	A, GS, EB	[87/5][63/10]
	(334–501)	58.3	(348)		[53/9]
	(334–501)	56.5	(373)		[53/9]
	(334–501)	55.2	(398)		[53/9]
	(334–501)	53.7	(423)		[53/9]
	(334–501)	48.8	(473)		[53/9]
C ₈ H ₁₀ O	4-ethylphenol				[123-07-9]
	(444–503)	53.2	(459)	A, GS, EB	[87/5][63/10]
	(337–503)	56.5	(348)		[53/9]
	(337–503)	54.7	(373)		[53/9]
	(337–503)	53.8	(398)		[53/9]
	(337–503)	51.3	(423)		[53/9]
	(337–503)	47.6	(473)		[53/9]
C ₈ H ₁₀ O	4-methylbenzyl alcohol				[589-18-4]
	(338–376)	64.2	(353)	A	[87/5]
C ₈ H ₁₀ O	(<i>dl</i>) 1-phenylethanol				[13323-81-4]
	(353–480)	53.5	(368)	A	[87/5]
C ₈ H ₁₀ O	2-phenylethanol				[60-12-8]
	(394–613)	55.1	(409)	A	[87/5]
	(283–318)	68.4	(298)	A, ME	[87/5][54/10]
C ₈ H ₁₀ O	2-methylanisole				[578-58-5]
		45.2			[86/10]
C ₈ H ₁₀ O	4-methylanisole				[104-93-8]
		46.0			[86/10]
C ₈ H ₁₀ OS	4-methoxythioanisole				[1879-16-9]
		53.6			[86/10]
C ₈ H ₁₀ O ₂	ethyl <i>trans</i> β -(2-furyl)acrylate				[56/11]
	(428–500)	56.8	(464)		[105-13-5]
C ₈ H ₁₀ O ₂	4-methoxybenzyl alcohol				[105-13-5]
	(394–424)	95.6	(409)	A	[87/5]
	(354–453)	71.7	(369)	EB	[85/9]
C ₈ H ₁₀ O ₂	1,3-dihydroxy-2,5-dimethylbenzene				[488-87-9]
	(393–459)	74.7	(408)	A, GC	[87/5][75/24]
C ₈ H ₁₀ O ₂	1,3-dihydroxy-4,5-dimethylbenzene				[527-55-9]
	(424–453)	67.5	(438)	A, GC	[87/5][75/24]
C ₈ H ₁₀ O ₂	1,3-dihydroxy-4,6-dimethylbenzene				[615-89-4]
	(388–466)	74.7	(403)	A, GC	[75/24]
C ₈ H ₁₀ O ₂	1,4-dihydroxy-2,5-dimethylbenzene				[615-90-7]
	(331–361)	101.1	(346)	A	[87/5]
C ₈ H ₁₀ O ₂	1,3-dihydroxy-5-ethylbenzene				[4299-72-3]
	(408–479)	81.3	(423)	A, GC	[87/5][75/24]
C ₈ H ₁₀ O ₂	1,2-dimethoxybenzene				[91-16-7]
		66.9			[58/25]
C ₈ H ₁₀ O ₂	1,3-dimethoxybenzene				[151-10-0]
	(358–423)	60.8	(373)	A, GC	[87/5][75/24]
C ₈ H ₁₀ O ₂	1,4-dimethoxybenzene				[150-78-7]
	(298–357)	62.1	(313)	A	[87/5]
		51.5			[86/10]
C ₈ H ₁₀ O ₂	2-phenoxyethanol				[122-99-6]
	(351–519)	66.0	(366)	A	[87/5][47/5]
C ₈ H ₁₀ O ₂	3-methoxy-4-hydroxytoluene				[2896-67-5]
	(356–495)	53.2	(371)	A	[87/5]
C ₈ H ₁₀ O ₂ S	benzyl methyl sulfone				[3112-90-1]
	(455–529)	64.9	(470)	A	[87/5][99/16]
C ₈ H ₁₀ O ₃	<i>cis</i> cyclohexane-1,2-dicarboxylic acid anhydride				[13149-00-3]
	(325–525)	48.8±0.1			[84/14]

TABLE 6. Enthalpies of vaporization of organic compounds, 1880–2002—Continued

Molecular formula	Compound (Temperature range/K)	$\Delta_{\text{vap}}H_m$ (kJ mol ⁻¹)	Mean temperature (T_m /K)	Method	CAS registry number Reference
C ₈ H ₁₀ O ₆	dioxobutanedioic acid, diethyl ester (343–507)	59.3	(358)	A	[59743-08-7] [87/5][47/5]
C ₈ H ₁₀ S	benzyl methyl sulfide (336–368)	51.8	(351)	A	[766-92-7] [99/16]
	(336–368)	50.8	(351)		[87/5]
	(323–358)	55.2±2.1	(298)		[62/20]
C ₈ H ₁₀ S	ethyl phenyl sulfide (338–367)	50.9	(353)	A	[622-38-8] [99/16]
	(338–477)	51.7	(353)		[87/5]
	(323–358)	53.6±2.1			[62/20]
C ₈ H ₁₀ S	2-(methylthio)toluene	50.2			[86/10]
C ₈ H ₁₀ S	4-(methylthio)toluene	50.2			[623-13-2] [86/10]
C ₈ H ₁₁ Cl ₃ OS	2,3,3-trichloro-2-propenethioic acid, O-pentyl ester (413–455)	74.1		GC	[76619-94-8] [80/24]
C ₈ H ₁₁ F ₃ O ₂	trifluoroacetic acid, cyclohexyl ester (345–420)	43.0	(360)	A, EB	[1549-45-7] [87/5][69/13] [99/16]
C ₈ H ₁₁ N	N,N-dimethylaniline (284–323)	53.7±0.5	(304)	A	[121-69-7] [97/21]
	(363–418)	49.2	(378)		[87/5]
	(302–467)	52.8±0.1	(298)		C
C ₈ H ₁₁ N	2,4-dimethylaniline (295–339)	61.3±0.6	(317)	A	[87/5][47/5] [95-68-1] [97/21]
	(383–485)	55.5	(398)		[87/5]
	(326–485)	56.9	(341)		[47/5]
C ₈ H ₁₁ N	2,5-dimethylaniline (295–339)	61.7±0.7	(317)		[95-78-3] [97/21]
C ₈ H ₁₁ N	2,6-dimethylaniline (286–326)	59.2±0.3	(306)	A	[87-62-7] [00/14]
		59.6±0.3	(298)		[00/14]
	(373–490)	48.5	(388)		[87/5]
C ₈ H ₁₁ N	N-ethylaniline (279–318)	58.3±0.6	(298)	A	[103-69-5] [97/21]
	(311–477)	52.2	(326)		[87/5]
		50.7	(332)		[47/5]
C ₈ H ₁₁ N	2-ethylaniline (283–323)	60.3±0.9	(304.3)	GS	[578-54-1] [00/14]
		60.6±0.9	(298)		[00/14]
C ₈ H ₁₁ N	4-ethylaniline (393–491)	53.1	(408)	A	[589-16-2] [87/5]
	(325–490)	54.6	(340)		[47/5]
C ₈ H ₁₁ N	5-ethyl-2-methylpyridine (348–451)	45.4	(363)	A	[104-90-5] [87/5]
	(253–276)	51.6	(264)	GS	[80/6]
C ₈ H ₁₁ N	α -methylbenzylamine (283–318)	54.7±0.3	(301)	GS	[98-84-0] [99/3]
	(283–318)	54.9±0.3	(298)	GS	[99/3]
C ₈ H ₁₁ N	(<i>dl</i>) α -methylbenzylamine (292–318)	36.7	(305)	A	[618-36-0] [87/5]
		54.5±0.1	(298)	C	[87/8]
C ₈ H ₁₁ N	(+) α -methylbenzylamine	54.1±0.1	(298)	C	[87/8]
C ₈ H ₁₁ N	(-) α -methylbenzylamine	54.6±0.1	(298)	C	[87/8]
C ₈ H ₁₁ N	4-methylbenzylamine (353–466)	54.4	(368)	A	[104-84-7] [87/5]
C ₈ H ₁₁ N	2,3,5-trimethylpyridine (293–426)	44.0	(359)		[695-98-7] [95/4]
C ₈ H ₁₁ N	2,3,6-trimethylpyridine	48.5	(328)	C	[1462-84-6] [85/1]
		47.5	(343)	C	[85/1]

TABLE 6. Enthalpies of vaporization of organic compounds, 1880–2002—Continued

Molecular formula	Compound (Temperature range/K)	$\Delta_{\text{vap}}H_m$ (kJ mol ⁻¹)	Mean temperature (T_m /K)	Method	CAS registry number Reference
C ₈ H ₁₁ N	2,4,6-trimethylpyridine (323–373) (303–424) (298–444)	45.7	(368)	C	[85/1] [108-75-8]
		50.2	(298)	CGC	[95/21]
		46.5	(363)		[95/4]
		51.2	(313)	EB	[90/6]
		50.3±0.2	(298)		[85/1]
		48.3	(328)	C	[85/1]
		47.2	(343)	C	[85/1]
C ₈ H ₁₁ N	2-propylpyridine (338–445)	45.5	(368)	C	[85/1]
		46.6	(353)	A	[622-39-9] [87/5]
C ₈ H ₁₁ N	3-propylpyridine (350–450)	49.9	(365)	A	[4673-31-8] [87/5]
C ₈ H ₁₁ N	4-propylpyridine (354–465)	47.8	(369)	A	[1122-81-2] [87/5]
C ₈ H ₁₁ NO	2-anilinoethanol (377–553)	69.9	(392)	A	[122-98-5] [87/5][47/5]
C ₈ H ₁₁ NO	2-ethoxyaniline (373–458)	57.3	(388)	A	[94-70-2] [87/5]
C ₈ H ₁₁ NO	4-ethoxyaniline (421–523)	61.2	(436)	A	[156-43-4] [87/5]
C ₈ H ₁₂	tricyclo[3.3.0.0 ^{2,6}]octane (273–343)	40.0	(273)		[250-21-5] [88/9]
		39.1	(298)		[88/9]
		38.3	(323)		[88/9]
C ₈ H ₁₂	cyclooctadiene (mixed isomers) (290–474)	34.6	(305)	A	[87/5]
C ₈ H ₁₂	<i>cis cis</i> 1,5-cyclooctadiene	43.4±0.1	(298)	C	[1552-12-1] [96/18]
C ₈ H ₁₂	1,5-cyclooctadiene (348–386)	40.9	(363)	A	[10092-71-4] [87/5]
C ₈ H ₁₂	<i>(dl)</i> <i>trans</i> 1,2-divinylcyclobutane (319–371) (350–385)	38.9±0.5	(298)	EB	[6553-48-6] [96/18]
		39.1	(365)	A	[87/5]
		42.3	(298)		[73/8]
		39.0±0.5	(367)		[73/8]
C ₈ H ₁₂	<i>(dl)</i> 4-vinyl-1-cyclohexene (292–405)	40.1	(307)	A	[100-40-3] [87/5]
C ₈ H ₁₂ Cl ₂ O ₅	diethylene glycol <i>bis</i> (chloroacetate) (421–586)	87.3	(436)		[87/5][47/5] [99/16]
C ₈ H ₁₂ N ₂	suberic acid dinitrile (303–339)	77.3	(318)	A	[629-40-3] [87/5]
C ₈ H ₁₂ O	1-methylnorcamphor	47.6			[59348-18-4] [84/17]
C ₈ H ₁₂ O	2- <i>tert</i> -butylfuran (270–308) (270–308)	38.7±0.4	(289)	GS	[7040-43-9] [98/2]
		38.1±0.4	(298)	GS	[98/2]
C ₈ H ₁₂ O ₄	diethyl fumarate (326–492)	53.2	(341)	A	[623-91-6] [87/5][47/5]
C ₈ H ₁₂ O ₄	diethyl maleate (330–498)	55.2	(345)	A	[141-05-9] [87/5][47/5]
C ₈ H ₁₂ O ₄ S	thiodiacetic acid, diethyl ether (385–448)	77.7	(400)		[925-47-3] [99/16]
C ₈ H ₁₄	<i>cis</i> bicyclo[3.3.0]octane (298–318)	54.9	(308)	A	[1755-05-1] [87/5]
		41.5±0.4	(318)		[70/30]
		43.1±0.8	(298)		[70/30]
C ₈ H ₁₄	<i>trans</i> bicyclo[3.3.0]octane (298–320)	49.6	(309)	A	[5597-89-7] [87/5]
		41.3±0.4	(320)		[70/30]
		42.7±0.8	(298)		[70/30]
C ₈ H ₁₄	<i>cis</i> bicyclo[4.2.0]octane (298–347)	51.1	(313)	A	[28282-35-1] [87/5]

TABLE 6. Enthalpies of vaporization of organic compounds, 1880–2002—Continued

Molecular formula	Compound (Temperature range/K)	$\Delta_{\text{vap}}H_m$ (kJ mol ⁻¹)	Mean temperature (T_m /K)	Method	CAS registry number Reference
C ₈ H ₁₄	<i>cis</i> bicyclo[5.1.0]octane (297–322)	39.5±0.4	(347)		[70/30]
		42.7±1.2	(298)		[70/30]
C ₈ H ₁₄	cyclooctene (273–411)	43.6±0.8	(309)	A	[16526-90-2] [87/5][70/30]
		42.0	(288)	A	[931-88-4] [87/5]
C ₈ H ₁₄	vinylcyclohexane	41.6	(300)		[41/6]
		39.7±0.2	(298)	GCC	[695-12-5] [79/17]
C ₈ H ₁₄	allylcyclopentane	40.4±0.2	(298)	GCC	[3524-75-2] [79/17]
		38.8	(345)	A	[627-58-7] [87/5]
C ₈ H ₁₄	2,5-dimethyl-1,5-hexadiene (330–388)	35.2	(308)	A	[24253-25-6] [87/5]
		39.1	(368)	A	[1453-24-3] [87/5]
C ₈ H ₁₄	1-ethylcyclohexene (353–412)	40.1	(347)	MM	[60/20]
		37.2	(355)	A	[2439-79-4] [87/5]
C ₈ H ₁₄	1-methylbicyclo[4.1.0]heptane (340–394)	42.3±0.1	(298)	C	[629-05-0] [83/7]
		38.5	(372)	A	[87/5][70/24] [84/9]
C ₈ H ₁₄	1-octyne	44.5±0.1	(298)	C	[2809-67-8] [83/7]
		39.9	(383)	A	[87/5][70/24] [84/9]
C ₈ H ₁₄	2-octyne	43.9	(298)		[15232-76-5] [U/1][85/6]
		39.7	(378)	A	[87/5][70/24] [84/9]
C ₈ H ₁₄	3-octyne	42.7±0.1	(298)	C	[1942-45-6] [83/7]
		39.6	(377)	A	[87/5][70/24] [84/9]
C ₈ H ₁₄	4-octyne	50.3	(307)	A	[29974-69-4] [87/5][41/6]
		62.5	(308)	A, GS	[16660-53-0] [87/5][48/9] [99/16]
C ₈ H ₁₄ Br ₂	1,2-dibromocyclooctane (292–354)				
C ₈ H ₁₄ Cl ₂ S	(2-chlorocyclohexyl)(2-chloroethyl) sulfide (293–333)				
C ₈ H ₁₄ N ₂	2-piperidinopropionitrile (283–318)	57.6±0.3		GS	[97/10]
C ₈ H ₁₄ O	cyclooctanone (343–383)	54.4	(298)	CGC	[502-49-8] [95/21]
		53.6	(298)	CGC	[95/21]
		54.2	(298)	CGC	[95/21]
		47.3	(338)	A	[87/5]
		46.8	(409)	A, EB	[87/5][76/10]
C ₈ H ₁₄ O	2-ethyl-2-hexenal (326–448)	48.4	(341)	A	[66266-68-2] [87/5][61/12]
C ₈ H ₁₄ O	2-ethyl-4-methyl-2-pentenal (311–436)	46.7	(326)	A	[28419-86-5] [87/5][61/12]
C ₈ H ₁₄ O	6-methyl-5-hepten-2-one (364–393)	45.9	(379)		[110-93-0] [89/8]
		44.7±0.2	(390)		[88/4]
C ₈ H ₁₄ O	(<i>dl</i>) 2-propylcyclopentanone (332–457)	46.0	(347)	A	[1193-70-0] [87/5]
C ₈ H ₁₄ O ₂	octanolactone (345–380)	48.9±0.2	(362)	MM	[5698-29-3] [91/7]
		52.8±1.3	(298)	MM	[91/7]
C ₈ H ₁₄ O ₂	acrylic acid, neopentyl ester (301–325)	45.7	(313)	A	[87/5]
C ₈ H ₁₄ O ₂	1,4-butanediol divinyl ether				[3891-33-6]

TABLE 6. Enthalpies of vaporization of organic compounds, 1880–2002—Continued

Molecular formula	Compound (Temperature range/K)	$\Delta_{\text{vap}}H_m$ (kJ mol ⁻¹)	Mean temperature (T_m /K)	Method	CAS registry number Reference
C ₈ H ₁₄ O ₂	(335–440) butyl methacrylate	49.0	(350)	A	[87/5] [97-88-1]
	(343–373)	47.4	(358)	A	[87/5]
	(344–437)	45.1	(359)	A	[87/5]
C ₈ H ₁₄ O ₂	cyclopentanecarboxylic acid ethyl ester (275–308)	51.2±0.6		GS	[96/22]
C ₈ H ₁₄ O ₂	1,4-dioxaspiro[4.5]decane (278–308)	50.6±0.6	(298)	GS	[177-10-6] [98/21][02/32]
C ₈ H ₁₄ O ₂	cyclohexyl acetate (278–318)	51.7±0.2	(298)	GS	[622-45-7] [96/11]
	(368–446)	46.7	(383)	A, EB	[87/5][69/13]
C ₈ H ₁₄ O ₂	methacrylic acid, <i>tert</i> -butyl ester (313–410)	42.9	(328)	A	[585-07-9] [87/5]
C ₈ H ₁₄ O ₂	pentyl acrylate (325–440)	44.9	(340)	A	[2998-23-4] [87/5]
C ₈ H ₁₄ O ₃	butyric anhydride (349–470)	49.1	(364)	A	[106-31-0] [87/5]
C ₈ H ₁₄ O ₃	diethylene glycol divinyl ether (336–470)	50.0	(351)	A	[764-99-8] [87/5]
C ₈ H ₁₄ O ₃	2-ethylacetoacetic acid, ethyl ester (313–471)	53.3	(328)	A	[607-97-6] [87/5][47/5]
C ₈ H ₁₄ O ₃	isopropyl levulinate (321–481)	56.6	(336)	A	[21884-26-4] [87/5][47/5]
		52.0	(422)		[31/1]
C ₈ H ₁₄ O ₃	propyl levulinate (332–495)	56.3	(347)	A	[645-67-0] [87/5]
		54.0	(436)		[31/1]
C ₈ H ₁₄ O ₄	2-acetoxypropionic acid, propyl ester (318–469)	59.5	(333)	A	[87/5]
C ₈ H ₁₄ O ₄	3-acetoxypropionic acid, propyl ester (361–373)	74.7	(367)	A	[87/5]
C ₈ H ₁₄ O ₄	diethyl succinate (327–490)	56.5	(342)	A	[123-25-1] [87/5][47/5]
	diisopropyl oxalate (418–501)	57.8	(433)	A	[615-81-6] [87/5]
C ₈ H ₁₄ O ₄	(316–467)	57.6	(331)	A	[87/5][47/5]
	dimethyl adipate (382–500)	58.8	(397)	A	[627-93-0] [87/5]
C ₈ H ₁₄ O ₄	dipropyl oxalate (326–487)	57.8	(341)	A	[615-98-5] [87/5][47/5]
C ₈ H ₁₄ O ₄	2-methylmalonic acid, diethyl ester (312–475)	52.5	(327)	A	[609-08-5] [87/5][47/5]
C ₈ H ₁₄ O ₄	octanedioic acid (suberic acid) (445–619)	91.4	(460)	A	[505-48-6] [87/5][47/5]
C ₈ H ₁₄ O ₄ S	thiodiacetic acid, diethyl ester (384–448)	77.3	(399)	A	[925-47-3] [87/5]
C ₈ H ₁₄ O ₅	isopropyl[1-(methoxycarbonyl)ethyl] carbonate (330–493)	55.5	(345)	A	[87/5]
C ₈ H ₁₄ O ₅	2-(lactyloxy)propionic acid, ethyl ester (321–389)	72.8	(336)	A	[87/5]
C ₈ H ₁₄ O ₅	malic acid, diethyl ester (353–527)	59.6	(368)	A	[7554-12-3] [87/5][47/5]
	propyl[1-(methoxycarbonyl)ethyl] carbonate (373–495)	58.0	(388)	A	[87/5]
C ₈ H ₁₄ O ₆	(<i>d</i>) diethyl tartrate (375–553)	65.9	(390)		[13811-71-7] [47/5]
	(<i>dl</i>) diethyl tartrate (375–553)	67.3	(390)	A	[87-91-2] [87/5][47/5]
C ₈ H ₁₄ O ₆ S	sulfonyldiacetic acid, diethyl ester (421–494)	88.2	(426)		[29771-87-7] [99/16]
	(421–494)	87.6	(436)	A	[87/5]
C ₈ H ₁₅ Br	(2-bromoethyl)cyclohexane (311–486)	54.2	(326)	A	[1647-26-3] [87/5][47/5] [70/14]

TABLE 6. Enthalpies of vaporization of organic compounds, 1880–2002—Continued

Molecular formula	Compound (Temperature range/K)	$\Delta_{\text{vap}}H_m$ (kJ mol ⁻¹)	Mean temperature (T_m /K)	Method	CAS registry number Reference
C ₈ H ₁₅ ClO	octanoyl chloride (343–373)	74.5	(358)	A	[111-64-8] [87/5][99/16]
C ₈ H ₁₅ ClO	5-methylheptanoyl chloride (338–373)	66.3	(353)	A	[87/5][99/16]
C ₈ H ₁₅ Cl ₃ O ₄	trichlorohydrine pentaerythritol (404–449)	80.4	(419)		[65/10]
C ₈ H ₁₅ N	3-azabicyclo[3.2.2]nonane (303–443)	52.2	(318)	A	[283-24-9] [87/5]
C ₈ H ₁₅ N	octanenitrile (373–480)	50.0	(388)	A	[124-12-9] [87/5]
		56.8±0.3	(298)	C	[77/5]
	(374–420)	49.8	(389)	EB	[71/4]
	(420–479)	48.0	(435)	EB	[71/4]
	(316–477)	56.7	(331)		[47/5]
C ₈ H ₁₅ NO	heptyl isocyanate (326–461)	47.5	(341)	A	[4747-81-3] [87/5]
C ₈ H ₁₅ NO	methacrylic acid, N- <i>tert</i> -butylamide (340–467)	49.6	(355)	A	[6554-73-0] [87/5]
C ₈ H ₁₅ NO ₂	methacrylic acid, 2-(dimethylamino)ethyl ester (372–460)	48.8	(387)	A	[2867-47-2] [87/5]
C ₈ H ₁₅ NO ₂	1-lactopiperidine (346–408)	62.1	(361)	A	[87/5]
C ₈ H ₁₅ NO ₂	N-acetyl-N-butylacetamide	64.4±0.4	(298)	C	[1563-86-6] [65/12]
C ₈ H ₁₅ NO ₃	N,N-diethyloxamic acid, ethyl ester (349–525)	60.5	(364)	A	[5411-58-5] [87/5][47/5]
C ₈ H ₁₆	1-ethyl-1-methylcyclopentane	38.8	(298)	C	[16747-50-5] [81/10]
C ₈ H ₁₆	cyclooctane	43.1±0.2		GC	[292-64-8] [89/16]
	(289–369)	43.3	(304)	A	[87/5]
	(373–434)	39.3	(388)	EB	[76/10]
		43.3±0.2	(298)		[56/20]
	(369–467)	39.4	(384)	A, EB	[87/5][56/20]
C ₈ H ₁₆	1,1-dimethylcyclohexane (271–303)	39.6±0.1	(287)	GS	[590-66-9] [95/27]
		38.8±0.1	(298)		[95/27]
		37.9	(298)		[75/12]
		37.8	(298)		[71/28]
	(313–395)	36.6	(328)	A	[87/5][49/6]
C ₈ H ₁₆	<i>cis</i> 1,2-dimethylcyclohexane	39.4	(298)		[2207-01-4] [75/12]
		39.7	(298)		[71/28]
		35.5±0.1	(370)	C	[51/2]
		34.5±0.1	(387)	C	[51/2]
		39.7±0.1	(298)	C	[47/7]
	(322–405)	38.0	(337)	A, MM	[87/5][45/2]
C ₈ H ₁₆	(<i>dl</i>) <i>trans</i> 1,2-dimethylcyclohexane	38.3	(298)		[6876-23-9] [75/12]
		38.4	(298)		[71/28]
		34.4±0.1	(373)	C	[51/2]
		33.5±0.1	(387)	C	[51/2]
		38.4±0.1	(298)	C	[47/7]
	(316–399)	37.0	(331)	A, MM	[87/5][45/2]
C ₈ H ₁₆	<i>cis</i> 1,3-dimethylcyclohexane (318–396)	36.8	(333)	A	[638-04-0] [87/5]
		38.1	(298)		[75/12]
		38.2	(298)		[71/28]
		34.9±0.1	(363)	C	[51/2]
		33.3±0.1	(385)	C	[51/2]
		38.2±0.1	(298)	C	[47/7]
	(316–398)	37.7	(331)	MM	[45/2]
C ₈ H ₁₆	(<i>dl</i>) <i>trans</i> 1,3-dimethylcyclohexane (314–400)	37.9	(329)	A	[2207-03-6] [87/5]

TABLE 6. Enthalpies of vaporization of organic compounds, 1880–2002—Continued

Molecular formula	Compound (Temperature range/K)	$\Delta_{\text{vap}}H_m$ (kJ mol ⁻¹)	Mean temperature (T_m /K)	Method	CAS registry number Reference
C ₈ H ₁₆	<i>cis</i> 1,4-dimethylcyclohexane	39.1	(298)		[75/12]
		39.2	(298)		[71/28]
		39.2±0.1	(298)	C	[47/7]
		37.4	(329)	MM	[45/2]
					[624-29-3]
C ₈ H ₁₆	<i>dl</i> <i>trans</i> 1,4-dimethylcyclohexane	39.0	(298)		[75/12]
		39.0	(298)		[71/28]
		39.0±0.1	(298)	C	[47/7]
		37.6	(332)	A, MM	[87/5][45/2]
					[2207-04-7]
C ₈ H ₁₆	ethylcyclohexane	37.6	(298)		[75/12]
		37.9	(298)		[71/28]
		35.6±0.1	(341)	C	[51/2]
		34.6±0.1	(357)	C	[51/2]
		33.5±0.1	(377)	C	[51/2]
		39.9±0.1	(298)	C	[47/7]
		36.7	(328)	A, MM	[87/5][45/2]
					[1678-91-7]
		39.2±0.4	(298)	GC	[87/17]
		39.8±0.1	(313)	C	[81/14]
		38.9±0.1	(328)	C	[81/14]
37.9±0.1	(343)	C	[81/14]		
37.0±0.1	(358)	C	[81/14]		
36.3±0.1	(368)	C	[81/14]		
40.0±0.4	(298)	GCC	[78/16]		
40.4	(298)		[75/12]		
40.5	(298)		[41/28]		
40.5±0.1	(298)	C	[47/7]		
C ₈ H ₁₆	propylcyclopentane	38.6	(338)	A, MM	[87/5][45/2]
					[2040-96-2]
		41.1	(298)		[71/28]
C ₈ H ₁₆	isopropylcyclopentane	41.1±0.1	(298)	C	[47/7]
		39.2	(338)	A, MM	[87/5][45/2]
					[3875-51-2]
C ₈ H ₁₆	1,1,2-trimethylcyclopentane	37.9	(298)		[71/28]
		39.4±0.1	(298)	C	[47/7]
		37.9	(335)	A, MM	[87/5][45/2]
C ₈ H ₁₆	1,1,3-trimethylcyclopentane	36.3	(324)	A, MM	[4259-00-1]
					[87/5][49/6]
C ₈ H ₁₆	1-ethyl-1-methylcyclopentane	35.4	(316)	A, MM	[4516-69-2]
					[87/5][49/6]
C ₈ H ₁₆	<i>dl</i> <i>cis</i> 1-ethyl-2-methylcyclopentane	36.7	(346)	A	[16747-50-5]
		40.2	(273)	IPM	[87/5]
		38.9	(298)		[87/5][74/11]
		37.3	(331)		[71/28]
					[49/6]
C ₈ H ₁₆	<i>dl</i> <i>cis</i> 1-ethyl-2-methylcyclopentane	42.5	(253)	A	[930-89-2]
		39.3	(318)	A	[87/5]
		41.6	(273)	IPM	[74/11]
C ₈ H ₁₆	<i>trans</i> 1-ethyl-2-methylcyclopentane	40.2	(298)		[71/28]
		38.3	(337)		[49/6]
					[71/28]
C ₈ H ₁₆	<i>cis</i> 1-ethyl-3-methylcyclopentane	39.3	(298)		[71/28]
C ₈ H ₁₆	<i>trans</i> 1-ethyl-3-methylcyclopentane	39.3	(298)		[41/7]
C ₈ H ₁₆	1,1,2-trimethylcyclopentane	38.9	(298)		[41/7]
C ₈ H ₁₆	1,1,3-trimethylcyclopentane	37.2	(298)		[4259-00-1]
C ₈ H ₁₆	<i>cis, cis</i> 1,2,3-trimethylcyclopentane	36.0	(298)		[71/28]
C ₈ H ₁₆	<i>cis, cis</i> 1,2,3-trimethylcyclopentane	38.9	(298)		[4516-69-2]
C ₈ H ₁₆	<i>cis, cis</i> 1,2,3-trimethylcyclopentane	38.9	(298)		[71/28]

TABLE 6. Enthalpies of vaporization of organic compounds, 1880–2002—Continued

Molecular formula	Compound (Temperature range/K)	$\Delta_{\text{vap}}H_m$ (kJ mol ⁻¹)	Mean temperature (T_m /K)	Method	CAS registry number Reference
C ₈ H ₁₆	<i>cis, cis</i> 1,2,4-trimethylcyclopentane	38.1	(298)		[71/28]
C ₈ H ₁₆	<i>cis</i> 1,2- <i>trans</i> -3-trimethylcyclopentane	38.1	(298)		[71/28]
C ₈ H ₁₆	<i>cis</i> 1,2- <i>trans</i> -4-trimethylcyclopentane (311–392)	36.8	(326)	A, MM	[4850-28-6] [87/5][49/6]
C ₈ H ₁₆	<i>trans</i> 1,2- <i>cis</i> -4-trimethylcyclopentane	36.8	(298)		[13398-35-1] [71/28]
C ₈ H ₁₆	(305–385) 1-octene (373–423)	36.0 40.6 39.5±0.1 38.6±0.1 37.6±0.1 36.6±0.1 35.8±0.1	(320) (298) (313) (328) (343) (358) (368)	A, MM CGC C C C C	[87/5][49/6] [111-66-0] [95/21] [82/10] [82/10] [82/10] [82/10]
C ₈ H ₁₆	(263–291) (260–291)	40.2 41.2	(277) (275)	MM HSA	[81/19] [81/19]
C ₈ H ₁₆	(317–395) <i>cis</i> 2-octene	40.3±0.2 38.0 38.8	(298) (298) (332)	C A, MM	[77/1] [71/28] [87/5][50/6] [7642-04-8]
C ₈ H ₁₆	(356–400) <i>trans</i> 2-octene (356–399)	40.2 37.8 37.9 40.2	(298) (371) (371) (298)	A A	[71/28] [87/5] [13389-42-9] [87/5] [71/28]
C ₈ H ₁₆	<i>cis</i> 3-octene	39.7	(298)		[14850-22-7] [71/28]
C ₈ H ₁₆	<i>trans</i> 3-octene (354–396)	37.6 40.2	(369) (298)	A	[14919-01-8] [87/5] [71/28]
C ₈ H ₁₆	<i>cis</i> 4-octene (353–395)	37.2 39.7	(368) (298)	A	[7642-15-1] [87/5] [71/28]
C ₈ H ₁₆	<i>trans</i> 4-octene (276–308) (276–308) (353–396)	43.2±0.3 42.9±0.3 37.4 39.7	(292) (298) (368) (298)	GS GS A	[14850-23-8] [00/7] [00/7] [87/5] [71/28]
C ₈ H ₁₆	2-methyl-1-heptene	39.3	(298)		[15870-10-7] [71/28]
C ₈ H ₁₆	3-methyl-1-heptene	38.5	(298)		[4810-09-7] [71/28]
C ₈ H ₁₆	4-methyl-1-heptene	38.9	(298)		[13151-05-8] [71/28]
C ₈ H ₁₆	5-methyl-1-heptene	38.9	(298)		[13151-04-7] [71/28]
C ₈ H ₁₆	6-methyl-1-heptene	38.9	(298)		[5026-76-6] [71/28]
C ₈ H ₁₆	2-methyl-2-heptene (257–396)	39.7 41.2	(298) (272)	A	[627-97-4] [71/28] [87/5][47/5]
C ₈ H ₁₆	3-methyl- <i>cis</i> -2-heptene	39.7	(298)		[22768-19-0] [71/28]
C ₈ H ₁₆	3-methyl- <i>trans</i> -2-heptene	39.7	(298)		[22768-20-3] [71/28]
C ₈ H ₁₆	4-methyl- <i>cis</i> -2-heptene	38.9	(298)		[71/28]
C ₈ H ₁₆	4-methyl- <i>trans</i> -2-heptene	38.9	(298)		[71/28]
C ₈ H ₁₆	5-methyl- <i>cis</i> -2-heptene	39.3	(298)		[24608-84-2] [71/28]
C ₈ H ₁₆	5-methyl- <i>trans</i> -2-heptene				[24608-85-3]

TABLE 6. Enthalpies of vaporization of organic compounds, 1880–2002—Continued

Molecular formula	Compound (Temperature range/K)	$\Delta_{\text{vap}}H_m$ (kJ mol ⁻¹)	Mean temperature (T_m /K)	Method	CAS registry number Reference
C ₈ H ₁₆	6-methyl- <i>cis</i> -2-heptene	39.3	(298)		[71/28]
C ₈ H ₁₆	6-methyl- <i>trans</i> -2-heptene	39.3	(298)		[71/28]
C ₈ H ₁₆	2-methyl- <i>cis</i> -3-heptene	39.3	(298)		[51065-65-7] [71/28]
C ₈ H ₁₆	2-methyl- <i>trans</i> -3-heptene	38.9	(298)		[20488-34-0] [71/28]
C ₈ H ₁₆	3-methyl- <i>cis</i> -3-heptene	38.9	(298)		[692-96-6] [71/28]
C ₈ H ₁₆	3-methyl- <i>trans</i> -3-heptene	39.7	(298)		[22768-17-8] [71/28]
C ₈ H ₁₆	4-methyl- <i>cis</i> -3-heptene	39.7	(298)		[22768-18-9] [71/28]
C ₈ H ₁₆	4-methyl- <i>trans</i> -3-heptene	39.7	(298)		[14255-24-4] [71/28]
C ₈ H ₁₆	5-methyl- <i>cis</i> -3-heptene	39.7	(298)		[13714-85-7] [71/28]
C ₈ H ₁₆	5-methyl- <i>trans</i> -3-heptene	38.9	(298)		[50422-80-5] [71/28]
C ₈ H ₁₆	6-methyl- <i>cis</i> -3-heptene	38.9	(298)		[53510-18-2] [71/28]
C ₈ H ₁₆	6-methyl- <i>trans</i> -3-heptene	38.9	(298)		[66225-19-2] [71/28]
C ₈ H ₁₆	2-ethyl-1-hexene	38.9	(298)		[66225-20-5] [71/28]
C ₈ H ₁₆	3-ethyl-1-hexene	39.7	(298)		[1632-16-2] [71/28]
C ₈ H ₁₆	4-ethyl-1-hexene	38.5	(298)		[3404-58-8] [71/28]
C ₈ H ₁₆	2,3-dimethyl-1-hexene	38.9	(298)		[16746-85-3] [71/28]
C ₈ H ₁₆	2,4-dimethyl-1-hexene	38.5	(298)		[16746-86-4] [71/28]
C ₈ H ₁₆	2,5-dimethyl-1-hexene	38.5	(298)		[16746-87-5] [71/28]
C ₈ H ₁₆	3,3-dimethyl-1-hexene	38.9	(298)		[6795-92-4] [71/28]
C ₈ H ₁₆	3,4-dimethyl-1-hexene	36.0	(298)		[3404-77-1] [71/28]
C ₈ H ₁₆	3,5-dimethyl-1-hexene	38.9	(298)		[16745-94-1] [71/28]
C ₈ H ₁₆	4,4-dimethyl-1-hexene	38.1	(298)		[7423-69-0] [71/28]
C ₈ H ₁₆	4,5-dimethyl-1-hexene	31.0	(298)		[1647-08-1] [71/28]
C ₈ H ₁₆	5,5-dimethyl-1-hexene	38.5	(298)		[16106-59-5] [71/28]
C ₈ H ₁₆	3-ethyl- <i>cis</i> -2-hexene	37.7	(298)		[7116-86-1] [71/28]
C ₈ H ₁₆	3-ethyl- <i>trans</i> -2-hexene	39.7	(298)		[36880-72-5] [71/28]
C ₈ H ₁₆	4-ethyl- <i>cis</i> -2-hexene	39.7	(298)		[19781-63-6] [71/28]
C ₈ H ₁₆	4-ethyl- <i>trans</i> -2-hexene	38.9	(298)		[54616-49-8] [71/28]
C ₈ H ₁₆	2,3-dimethyl-2-hexene	38.9	(298)		[19781-63-6] [71/28]
C ₈ H ₁₆	2,4-dimethyl-2-hexene	39.7	(298)		[7145-20-2] [71/28]
C ₈ H ₁₆	2,5-dimethyl-2-hexene	38.5	(298)		[14255-23-3] [71/28]
C ₈ H ₁₆	3,4-dimethyl- <i>cis</i> -2-hexene	38.9	(298)		[3404-78-2] [71/28]
C ₈ H ₁₆					[19550-81-3]

TABLE 6. Enthalpies of vaporization of organic compounds, 1880–2002—Continued

Molecular formula	Compound (Temperature range/K)	$\Delta_{\text{vap}}H_m$ (kJ mol ⁻¹)	Mean temperature (T_m /K)	Method	CAS registry number Reference
C ₈ H ₁₆	3,4-dimethyl- <i>trans</i> -2-hexene	39.3	(298)		[71/28] [19550-82-4]
C ₈ H ₁₆	3,5-dimethyl- <i>cis</i> -2-hexene	39.3	(298)		[71/28] [66225-31-8]
C ₈ H ₁₆	3,5-dimethyl- <i>trans</i> -2-hexene	38.9	(298)		[71/28] [66225-12-5]
C ₈ H ₁₆	4,4-dimethyl- <i>cis</i> -2-hexene	38.9	(298)		[71/28] [66225-13-6]
C ₈ H ₁₆	4,4-dimethyl- <i>trans</i> -2-hexene	38.1	(298)		[71/28] [19550-83-5]
C ₈ H ₁₆	4,5-dimethyl- <i>cis</i> -2-hexene	38.1	(298)		[71/28]
C ₈ H ₁₆	4,5-dimethyl- <i>trans</i> -2-hexene	38.5	(298)		[71/28] [66225-14-7]
C ₈ H ₁₆	5,5-dimethyl- <i>cis</i> -2-hexene	38.5	(298)		[71/28] [39761-61-0]
C ₈ H ₁₆	5,5-dimethyl- <i>trans</i> -2-hexene	38.1	(298)		[71/28] [39782-43-9]
C ₈ H ₁₆	3-ethyl-3-hexene	38.1	(298)		[71/28] [16789-51-8]
C ₈ H ₁₆	<i>cis</i> 2,2-dimethyl-3-hexene (319–380)	39.3	(298)		[71/28] [690-92-6]
		35.3	(334)	A	[87/5]
		37.2	(298)		[71/28]
	(305–379)	36.1	(320)	MM	[60/20]
C ₈ H ₁₆	<i>trans</i> 2,2-dimethyl-3-hexene (306–379)	36.1	(321)	A	[690-93-7] [87/5]
		37.2	(298)		[71/28]
	(303–374)	36.3	(318)	MM	[60/20]
C ₈ H ₁₆	<i>cis</i> 2,3-dimethyl-3-hexene	38.9	(298)		[59643-75-3] [71/28]
C ₈ H ₁₆	<i>trans</i> 2,3-dimethyl-3-hexene	38.9	(298)		[66225-30-7] [71/28]
C ₈ H ₁₆	<i>cis</i> 2,4-dimethyl-3-hexene	38.5	(298)		[37549-89-6] [71/28]
C ₈ H ₁₆	<i>trans</i> 2,4-dimethyl-3-hexene	38.5	(298)		[61847-78-7] [71/28]
C ₈ H ₁₆	<i>cis</i> 2,5-dimethyl-3-hexene	37.2	(298)		[10557-44-5] [71/28]
C ₈ H ₁₆	<i>trans</i> 2,5-dimethyl-3-hexene	37.5	(298)		[692-70-6] [71/28]
C ₈ H ₁₆	<i>cis</i> 3,4-dimethyl-3-hexene	39.7	(298)		[19550-87-9] [71/28]
C ₈ H ₁₆	<i>trans</i> 3,4-dimethyl-3-hexene	39.7	(298)		[19550-88-0] [71/28]
C ₈ H ₁₆	2- <i>n</i> -propyl-1-pentene	39.3	(298)		[71/28]
C ₈ H ₁₆	2-isopropyl-1-pentene	38.8	(298)		[61847-79-8] [71/28]
C ₈ H ₁₆	2-ethyl-3-methyl-1-pentene (307–389)	36.4	(322)	A	[3404-67-9] [87/5]
		38.9	(298)		[71/28]
	(308–383)	36.4	(323)	MM	[60/20]
C ₈ H ₁₆	2-ethyl-4-methyl-1-pentene	38.5	(298)		[3404-80-6] [71/28]
C ₈ H ₁₆	3-ethyl-2-methyl-1-pentene	37.7	(298)		[19780-66-6] [71/28]
C ₈ H ₁₆	3-ethyl-3-methyl-1-pentene	38.9	(298)		[6196-60-7] [71/28]
C ₈ H ₁₆	3-ethyl-4-methyl-1-pentene	38.5	(298)		[61847-80-1] [71/28]
C ₈ H ₁₆	2,3,3-trimethyl-1-pentene	38.5	(298)		[560-23-6] [71/28]
C ₈ H ₁₆	2,3,4-trimethyl-1-pentene	38.5	(298)		[565-76-4]

TABLE 6. Enthalpies of vaporization of organic compounds, 1880–2002—Continued

Molecular formula	Compound (Temperature range/K)	$\Delta_{\text{vap}}H_m$ (kJ mol ⁻¹)	Mean temperature (T_m /K)	Method	CAS registry number Reference
C ₈ H ₁₆	2,4,4-trimethyl-1-pentene (343–381)	38.5	(298)		[71/28] [107-39-1]
		33.5	(358)	A	[87/5]
		35.7	(298)		[71/28]
C ₈ H ₁₆	3,3,4-trimethyl-1-pentene (301–375)	35.1	(316)	MM	[60/20] [564-03-4]
		38.1	(298)		[71/28]
C ₈ H ₁₆	2-methyl-3-ethyl-2-pentene				[19780-67-7]
C ₈ H ₁₆	4-methyl-3-ethyl- <i>cis</i> -2-pentene	39.3	(298)		[71/28] [42067-48-1]
		39.3	(298)		[71/28]
C ₈ H ₁₆	4-methyl-3-ethyl- <i>trans</i> -2-pentene				[42067-49-2]
C ₈ H ₁₆	2,3,4-trimethyl-2-pentene	38.9	(298)		[71/28] [565-77-5]
		39.3	(298)		[71/28]
C ₈ H ₁₆	2,4,4-trimethyl-2-pentene (319–380)	35.7	(334)	A	[87/5] [107-40-4]
		39.3	(298)		[71/28]
		37.2	(320)	MM	[60/20]
C ₈ H ₁₆	3,4,4-trimethyl- <i>cis</i> -2-pentene				[39761-64-3]
C ₈ H ₁₆	3,4,4-trimethyl- <i>trans</i> -2-pentene	38.9	(298)		[71/28] [39761-64-3]
		38.9	(298)		[71/28]
C ₈ H ₁₆	3-methyl-2-isopropyl-1-butene				[71/28]
C ₈ H ₁₆	3,3-dimethyl-2-ethyl-1-butene				[71/28]
C ₈ H ₁₆ Br ₂	1,1-dibromooctane (412–571)	38.5	(298)		[71/28] [62168-26-7]
		57.1	(427)	A, EST	[87/5][56/16] [70/14][99/16]
C ₈ H ₁₆ Cl ₂	1,1-dichlorooctane (380–480) (382–533)	57.7	(298)	A	[20395-24-8] [87/12][91/2]
		51.4	(397)	A, EST	[87/5][56/16] [70/14][99/16]
C ₈ H ₁₆ Cl ₂	1,2-dichlorooctane (370–490) (370–490)	52.0	(385)		[21948-46-9] [82/12][99/16]
		57.6	(298)		[82/12][92/1]
C ₈ H ₁₆ Cl ₂	1,8-dichlorooctane (410–510) (410–510)	55.9	(426)		[2162-99-4] [99/16]
		65.6	(298)		[88/11][91/2]
C ₈ H ₁₆ Cl ₂	erythro-4,5-dichlorooctane (351–480)	47.3	(415)		[2162-99-4] [99/16]
C ₈ H ₁₆ F ₂	1,1-difluorooctane (329–459)	44.2	(344)	A, EST	[61350-03-6] [87/5][56/16] [70/14][99/16]
C ₈ H ₁₆ NO ₂	ethyl 2-(N,N-dimethylamino)-2-methylpropanoate (278–313)	51.6 ± 0.5	(298)	GS	[96/20]
C ₈ H ₁₆ N ₂	methyl ethyl ketazine (439–524)	40.0			[5921-54-0] [93/21]
C ₈ H ₁₆ N ₂	1,1,4,4-tetramethyltetramethylenediazine	50.1 ± 0.4	(298)	C	[76/3]
C ₈ H ₁₆ N ₂	2-diethylamino-2-methylpropionitrile	56.3 ± 1.1		GS	[97/10]
C ₈ H ₁₆ O	octanal (313–353) (293–438)	53.8	(298)	CGC	[124-13-0] [95/21]
		43.4	(308)	A	[87/5]
		51.3 ± 0.2	(298)		[81/18]
C ₈ H ₁₆ O	2,4-dimethyl-3-hexanone (350–418)	42.5	(365)	A	[18641-70-8] [87/5]
C ₈ H ₁₆ O	1-ethylcyclohexanol (324–440)	46.9	(339)	A	[1940-18-7] [87/5]
C ₈ H ₁₆ O	2-methyl-3-heptanone (350–428)	43.5	(365)	A	[13019-20-0] [87/5]
C ₈ H ₁₆ O	6-methyl-3-hepten-2-ol				[51500-48-2]

TABLE 6. Enthalpies of vaporization of organic compounds, 1880–2002—Continued

Molecular formula	Compound (Temperature range/K)	$\Delta_{\text{vap}}H_m$ (kJ mol ⁻¹)	Mean temperature (T_m /K)	Method	CAS registry number Reference
C ₈ H ₁₆ O	(314–449)	59.7	(329)	A	[87/5][47/5]
	(<i>dl</i>) 6-methyl-5-hepten-2-ol				[4630-06-2]
C ₈ H ₁₆ O	(314–448)	57.0	(329)	A	[87/5][47/5]
	2-octanone				[111-13-7]
C ₈ H ₁₆ O	(343–383)	52.6	(298)	CGC	[95/21]
	(317–446)	49.8	(332)	A	[87/5]
		52.0±0.3	(298)	GCC	[79/7]
	(324–520)	49.1	(339)	A	[87/5][75/8]
	(324–520)	51.8	(298)		[75/8]
	(296–446)	50.6	(311)		[47/5]
C ₈ H ₁₆ O	3-octanone				[106-68-3]
C ₈ H ₁₆ O	(293–348)	43.8	(308)	A	[87/5]
	4-octanone				[589-63-9]
C ₈ H ₁₆ O	(288–433)	36.4	(303)	A	[87/5]
	1-propylcyclopentanol				[1604-02-0]
C ₈ H ₁₆ O	(344–447)	64.2	(359)	A	[87/5]
	2,2,4-trimethyl-3-pentanone				[5857-36-2]
C ₈ H ₁₆ O	(287–408)	55.7	(302)	A	[87/5][47/5]
		43.3±0.2	(298)	C	[70/18]
		43.3±0.1	(298)	C	[66/2]
C ₈ H ₁₆ O ₂	3-butoxy-2-butanone				
C ₈ H ₁₆ O ₂	(323–398)	36.7	(338)	A	[87/5]
	<i>trans</i> 2,2,4,6-tetramethyl-1,3-dioxane				
C ₈ H ₁₆ O ₂		41.9±1.2	(298)		[67/37]
	<i>cis</i> 2,2,4,6-tetramethyl-1,3-dioxane				
C ₈ H ₁₆ O ₂		42.3±1.2	(298)		[67/37]
	1,1-dimethoxycyclohexane				[933-40-4]
C ₈ H ₁₆ O ₂	(278–308)	48.6±0.2	(298)	GS	[02/32]
	(278–308)	49.0±0.2		GS	[98/21]
	(315–347)	52.4	(331)	EB	[94/16]
	octanoic acid (caprylic acid)				[124-07-2]
C ₈ H ₁₆ O ₂	(297–343)	79.8±0.6	(320)	GS	[00/6]
	(297–434)	81.0±0.6	(298)	GS	[00/6]
	(353–393)	81.2	(298)	CGC	[95/21]
	(417–514)	66.6	(432)	A, EB	[87/9]
	(296–331)	85.3	(311)	A	[87/5]
	(360–512)	74.4	(375)	A	[87/5]
		80.0	(290)		[82/4]
	(291–303)	82.9±1.0	(298)	TE	[79/4]
		70.0	(407)	I	[43/7]
					[123-66-0]
C ₈ H ₁₆ O ₂	ethyl hexanoate				
	(345–374)	47.4±0.3	(359)	EB	[91/7]
	(345–379)	51.5±1.3	(298)	EB	[91/7]
	(396–449)	51.8	(311)	A	[87/5]
C ₈ H ₁₆ O ₂	(300–376)	48.6	(315)	A	[87/5]
	(<i>dl</i>) 2-ethylhexanoic acid				[149-57-5]
	(397–514)	76.3±0.9	(298)	EB	[97/8]
	(403–500)	61.8	(418)	A	[87/5]
C ₈ H ₁₆ O ₂		75.6±0.5	(298)	C	[76/1]
	hexyl acetate				[142-92-7]
		52.1	(298)	GC	[97/13]
C ₈ H ₁₆ O ₂	(303–444)	50.9	(318)		[95/16]
	(304–381)	48.9	(319)	A	[87/5]
	(378–459)	46.2	(387)	DTA	[80/8]
	isobutyl butyrate				[539-90-2]
C ₈ H ₁₆ O ₂	(277–430)	41.7	(292)	A	[87/5][47/5]
	isobutyl isobutyrate				[97-85-8]
C ₈ H ₁₆ O ₂	(278–313)	44.5±0.1	(298)	GS	[96/11]
	(277–421)	46.9	(292)	A	[87/5][47/5]
C ₈ H ₁₆ O ₂	isopentyl propionate				[624-54-4]
	(281–434)	44.1	(296)	A	[87/5]
C ₈ H ₁₆ O ₂	methyl heptanoate				[106-73-0]
		49.1	(350)		[02/27]
	50.2±0.1	(326)		[02/27]	

TABLE 6. Enthalpies of vaporization of organic compounds, 1880–2002—Continued

Molecular formula	Compound (Temperature range/K)	$\Delta_{\text{vap}}H_m$ (kJ mol ⁻¹)	Mean temperature (T_m /K)	Method	CAS registry number Reference
		51.8±0.1	(298)		[02/27]
	(313–363)	53.4	(298)	CGC	[95/21]
	(433–473)	53.7	(298)	CGC	[95/21]
	(313–353)	53.5	(298)	CGC	[95/21]
		49.7±0.5	(298)	GC	[87/17]
		53.1±0.4	(298)	GCC	[80/5]
		53.1±0.1	(298)	C	[80/5]
		51.6±0.5	(298)	C	[77/1]
	(332–402)	49.0	(347)	A, EST	[87/5][63/16]
C ₈ H ₁₆ O ₂	4-methylvaleric acid, ethyl ester (284–434)	45.4	(299)	A	[25415-67-2] [87/5][47/5]
C ₈ H ₁₆ O ₂	propyl isovalerate (281–429)	44.3	(296)	A	[557-00-6] [87/5][47/5]
C ₈ H ₁₆ O ₂	ethyl hexanoate (279–309)	50.8±0.4	(294)	GS	[123-66-0] [99/4]
	(279–309)	50.6±0.4	(298)	GS	[99/4]
C ₈ H ₁₆ O ₂	[(3-methylbutoxy)methyl]oxirane	55.8±1.9			[15965-97-6] [87/14]
C ₈ H ₁₆ O ₃	2-butoxyethyl acetate	59.5±0.1	(298)	C	[112-07-2] [70/17]
C ₈ H ₁₆ O ₃	2-butoxypropionic acid, methyl ester (348–417)	51.9	(363)	A	[4126-55-0] [87/5]
C ₈ H ₁₆ O ₃	3-butoxypropionic acid, methyl ester (311–469)	51.1	(326)	A	[14144-34-4] [87/5]
C ₈ H ₁₆ O ₃	3-ethoxypropionic acid, propyl ester (343–461)	48.6	(358)	A	[87/5][54/15]
C ₈ H ₁₆ O ₃	ethylene glycol monobutyl ether acetate (293–465)	51.9	(308)	A	[112-07-2] [87/5]
C ₈ H ₁₆ O ₃	2-hydroxyisobutyric acid, butyl ester (384–458)	47.7	(399)	A	[816-50-2] [87/5]
C ₈ H ₁₆ O ₃	3-methoxypropionic acid, butyl ester (311–469)	50.9	(326)	A	[4195-88-4] [87/5]
C ₈ H ₁₆ O ₃	pentyl lactate (288–469)	73.9	(303)	A	[6382-06-5] [87/5]
C ₈ H ₁₆ O ₃	diethylene glycol monoethyl ether acetate (293–491)	51.7	(308)	A	[112-15-2] [87/5]
C ₈ H ₁₆ O ₄	1,4,7,10-tetraoxacyclododecane (12-crown-4)	65.7±3.7	(298)	CGC	[294-93-9] [00/9]
		65.6±0.4	(298)	C	[82/9]
C ₈ H ₁₇ Br	1-bromooctane (323–363)	55.1	(298)	CGC	[111-83-1] [95/21]
		55.8±0.1	(298)	C	[76/6][77/1]
	(373–475)	49.3	(388)	A, EST	[87/5][61/13] [70/14]
C ₈ H ₁₇ Br	(<i>dl</i>) 2-bromooctane (343–463)	48.4	(358)	A	[555-35-7] [87/5][99/16]
C ₈ H ₁₇ Cl	1-chlorooctane (330–460)	51.4	(298)		[111-85-3] [84/9][91/2]
	(327–457)	50.3	(342)	A, DTA	[87/5][69/5]
		52.4±0.1	(298)	C	[68/1]
C ₈ H ₁₇ Cl	(<i>dl</i>) 2-chlorooctane (330–446)	47.8	(345)	A	[628-61-5] [87/5][99/16]
C ₈ H ₁₇ Cl	(3-chloromethyl)heptane (371–443)	44.2	(386)	A	[123-04-6] [87/5][99/16]
C ₈ H ₁₇ ClO ₄	triethylene glycol mono(2-chloroethyl) ether (383–555)	68.6	(398)	A	[5197-66-0] [87/5][47/5]
C ₈ H ₁₇ Cl ₂ N	N-butyl <i>bis</i> (2-chloroethyl)amine (273–380)	60.7	(288)	A,GS	[42520-97-8] [87/5][48/13] [99/16]
C ₈ H ₁₇ Cl ₂ N	N- <i>sec</i> -butyl <i>bis</i> (2-chloromethyl)amine (273–373)	59.5	(288)	GS	[87/5][48/13] [99/16]
C ₈ H ₁₇ Cl ₂ N	N- <i>tert</i> -butyl <i>bis</i> (2-chloromethyl)amine (273–345)	58.4	(288)	A, GS	[10125-86-7] [87/5][48/13]

TABLE 6. Enthalpies of vaporization of organic compounds, 1880–2002—Continued

Molecular formula	Compound (Temperature range/K)	$\Delta_{\text{vap}}H_m$ (kJ mol ⁻¹)	Mean temperature (T_m /K)	Method	CAS registry number Reference
C ₈ H ₁₇ Cl ₂ N	N-isobutyl bis(2-chloromethyl)amine (273–345)	60.3	(288)	A, GS	[99/16]
					[87289-70-1]
C ₈ H ₁₇ F	1-fluorooctane (307–446)	49.7	(298)	A, EST	[99/16]
		44.1	(322)		[463-11-6]
C ₈ H ₁₇ I	1-iodooctane (391–554)	50.7	(406)	A, EST	[U/1][85/6]
					[87/5][61/13]
C ₈ H ₁₇ NO	N-propylpiperidine (275–314)	45.2±0.4	(294)	GS	[70/14]
		44.9±0.4	(298)	GS	[629-27-6]
C ₈ H ₁₇ NO	butyric acid, N,N-diethylamide (298–373)	38.7	(313)	A	[87/5][61/13]
					[5470-07-0]
C ₈ H ₁₇ NO	caprylaldehyde oxime (313–400)	71.3	(328)	A	[98/12]
					[98/12]
C ₈ H ₁₇ NO	2-octanone oxime (293–487)	67.5	(308)	A	[1114-76-7]
					[87/5]
C ₈ H ₁₇ NO	3-octanone oxime (293–400)	67.2	(308)	A	[929-55-5]
					[87/5]
C ₈ H ₁₇ NO	4-octanone oxime (293–400)	68.8	(308)	A	[87/5]
					[7207-49-0]
C ₈ H ₁₇ NO ₂	2,4,4-trimethyl-2-nitropentane (288–324)	54.2±0.8	(298)	GS	[7207-50-3]
					[87/5]
C ₈ H ₁₇ NO ₂	lactic acid, N-isopentylamide (386–433)	77.9	(401)	A	[87/5]
					[87/5]
C ₈ H ₁₇ NO ₂	lactic acid, N-pentylamide (373–448)	81.8	(388)	A	[2743-60-4]
					[87/5]
C ₈ H ₁₇ NO ₂	(l) leucine ethyl ester (333–449)	43.5	(348)	A	[87/5]
					[87/5]
C ₈ H ₁₇ NO ₂	ethyl 2-(N,N-dimethylamino)-2-methylpropionate (303–338)	55.6±0.4	(283)	DSC	[93/15]
					[87/5]
C ₈ H ₁₈	2,2-dimethylhexane (243–380)	37.3	(298)	C	[590-73-8]
		39.7	(258)		[71/28]
C ₈ H ₁₈	2,3-dimethylhexane (302–381)	37.3±0.1	(298)	A, MM	[47/5]
		36.6	(317)		[47/7]
C ₈ H ₁₈	2,3-dimethylhexane (250–388)	38.8	(298)	C	[87/5][45/2]
		41.4	(265)		[584-94-1]
C ₈ H ₁₈	2,4-dimethylhexane (310–390)	38.8±0.1	(298)	A, MM	[71/28]
		37.6	(325)		[47/5]
C ₈ H ₁₈	2,4-dimethylhexane (246–382)	37.8	(298)	C	[47/7]
		41.0	(261)		[589-43-5]
C ₈ H ₁₈	2,5-dimethylhexane (305–385)	37.8±0.1	(298)	A, MM	[71/28]
		36.9	(320)		[47/5]
C ₈ H ₁₈	2,5-dimethylhexane (246–382)	37.9	(298)	C	[47/7]
		41.1	(261)		[592-13-2]
C ₈ H ₁₈	3,3-dimethylhexane (247–385)	37.9±0.1	(298)	A, MM	[71/28]
		36.9	(322)		[47/5]
C ₈ H ₁₈	3,3-dimethylhexane (308–386)	41.2	(262)	C	[47/7]
		37.5±0.1	(298)		[563-16-6]
C ₈ H ₁₈	3,4-dimethylhexane (251–390)	36.6	(323)	A, MM	[87/5][45/2]
		41.3	(266)		[583-48-2]
C ₈ H ₁₈	3,4-dimethylhexane (313–392)	39.0±0.1	(298)	C	[47/5]
		37.7	(328)		[47/7]
				A, MM	[87/5][45/2]

TABLE 6. Enthalpies of vaporization of organic compounds, 1880–2002—Continued

Molecular formula	Compound (Temperature range/K)	$\Delta_{\text{vap}}H_m$ (kJ mol ⁻¹)	Mean temperature (T_m /K)	Method	CAS registry number Reference	
C ₈ H ₁₈	3-ethylhexane	39.7	(298)		[619-99-8] [71/28]	
	(251–391)	42.4	(268)		[47/5]	
	(314–393)	39.6±0.1	(298)	C	[47/7]	
		38.2	(329)	A, MM	[87/5][45/2] [609-26-7]	
C ₈ H ₁₈	3-ethyl-2-methylpentane	38.5	(298)		[71/28]	
	(311–390)	38.5±0.1	(298)	C	[47/7]	
		37.4	(326)	A, MM	[87/5][45/2] [1067-08-9]	
C ₈ H ₁₈	3-ethyl-3-methylpentane	38.0	(298)		[71/28]	
	(249–391)	40.2	(264)		[47/5]	
	(312–393)	38.0±0.1	(298)	C	[47/7]	
		36.9	(327)	A, MM	[87/5][45/2] [592-27-8]	
C ₈ H ₁₈	2-methylheptane	39.8	(300)	A	[87/5]	
	(285–392)	39.7±0.1	(298)	C	[79/13]	
		38.7±0.1	(313)	C	[79/13]	
		37.3±0.1	(333)	C	[79/13]	
		36.0±0.1	(353)	C	[79/13]	
	(233–283)	41.6	(268)	IPM	[87/5][74/11]	
		39.7	(298)		[71/28]	
		39.8±0.1	(298)	C	[47/7]	
	(315–391)	38.1	(330)	MM	[45/2]	
					[589-81-1]	
C ₈ H ₁₈	3-methylheptane	39.8±0.2	(298)	C	[87/19]	
	(286–393)	40.1	(301)	A	[87/5]	
	(238–286)	41.6	(271)	IPM	[87/5][74/11]	
		39.8	(298)		[71/28]	
		39.8±0.1	(298)	C	[47/7]	
	(316–393)	38.3	(331)	MM	[45/2]	
					[589-53-7]	
C ₈ H ₁₈	4-methylheptane	39.7±0.1	(298)	C	[79/13]	
		38.7±0.1	(313)	C	[79/13]	
		37.4±0.1	(333)	C	[79/13]	
		36.1±0.1	(353)	C	[79/13]	
	(253–391)	39.7	(298)		[71/28]	
		42.3	(268)		[47/5]	
		39.7±0.1	(298)	C	[47/7]	
	(312–392)	38.2	(327)	A, MM	[87/5][45/2] [111-65-9]	
	C ₈ H ₁₈	octane	41.6	(298)		[94/12]
		(297–400)	41.0	(312)	A	[87/5]
(216–278)		44.4	(263)	A	[87/5]	
(396–432)		36.3	(411)	A	[87/5]	
(428–510)		35.5	(443)	A	[87/5]	
(506–569)		34.9	(521)	A	[87/5]	
(295–402)		41.2	(310)		[86/13]	
(298–333)		41.9	(313)		[84/15]	
		41.5±0.1	(298)	C	[81/9]	
		41.5±0.1	(298)	C	[79/13]	
		40.5±0.1	(313)	C	[79/13]	
		39.1±0.1	(333)	C	[79/13]	
		37.8±0.1	(353)	C	[79/13]	
(217–297)		43.0	(282)		[73/11]	
		41.5	(298)		[71/28]	
		38.0±0.1	(311)	C	[60/21]	
		36.7±0.1	(328)	C	[60/21]	
	35.4±0.1	(344)	C	[60/21]		
	41.5±0.1	(298)	C	[47/7]		
(326–400)	39.2	(341)	MM	[45/2]		
C ₈ H ₁₈	2,2,3,3-tetramethylbutane				[594-82-1]	
	(377–390)	333.0	(383)	A	[87/5]	
C ₈ H ₁₈	(dl) 2,2,3-trimethylpentane				[560-21-4]	

TABLE 6. Enthalpies of vaporization of organic compounds, 1880–2002—Continued

Molecular formula	Compound (Temperature range/K)	$\Delta_{\text{vap}}H_m$ (kJ mol ⁻¹)	Mean temperature (T_m /K)	Method	CAS registry number Reference
C ₈ H ₁₈	2,2,4-trimethylpentane (306–384)	37.7±0.1	(298)	C	[98/16]
		37.1±0.1	(308)	C	[98/16]
		36.6±0.1	(315)	C	[98/16]
		36.0±0.1	(323)	C	[98/16]
		35.5±0.1	(330)	C	[98/16]
		35.1±0.1	(338)	C	[98/16]
		34.8±0.1	(348)	C	[98/16]
		34.1±0.1	(358)	C	[98/16]
		33.5±0.1	(368)	C	[98/16]
		36.9	(298)		[71/28]
		36.9±0.1	(298)	C	[47/7]
		36.1	(321)	A, MM	[87/5][45/2] [540-84-1]
		34.9	(298)	CGC	[95/21]
		36.1	(304)		[91/3]
		31.6	(438)	A	[87/5]
		32.2	(387)	A	[87/5]
		31.5	(428)	A	[87/5]
		31.4	(505)	A	[87/5]
		35.2±0.1	(298)	C	[82/10]
		34.4±0.1	(313)	C	[82/10]
33.4±0.1	(328)	C	[82/10]		
32.6±0.1	(343)	C	[82/10]		
31.7±0.1	(358)	C	[82/10]		
31.0±0.1	(368)	C	[82/10]		
35.1±0.1	(298)	C	[79/13]		
34.3±0.1	(313)	C	[79/13]		
33.2±0.1	(333)	C	[79/13]		
32.0±0.1	(353)	C	[79/13]		
35.1	(298)		[71/28]		
40.7	(209)	A	[87/5][56/5]		
35.1±0.1	(298)	C	[47/7]		
34.8	(312)	A, MM	[87/5][45/2]		
31.0	(371)	C	[40/6]		
33.9	(333)	EB	[40/14]		
C ₈ H ₁₈	2,3,3-trimethylpentane (194–299)	37.6±0.1	(298)	C	[98/16]
		36.9±0.1	(308)	C	[98/16]
		36.5±0.1	(315)	C	[98/16]
		36.0±0.1	(323)	C	[98/16]
		35.5±0.1	(330)	C	[98/16]
		35.1±0.1	(338)	C	[98/16]
		34.4±0.1	(348)	C	[98/16]
		33.9±0.1	(358)	C	[98/16]
		33.3±0.1	(368)	C	[98/16]
		37.2	(298)		[71/28]
		36.9±0.1	(298)	C	[47/7]
		37.2±0.1	(298)	C	[47/7]
		36.4	(323)	A, MM	[87/5][45/2] [565-75-3]
		C ₈ H ₁₈	2,3,4-trimethylpentane (288–400)	37.7	(303)
39.1	(274)			A	[87/5]
37.7±0.1	(298)			C	[81/9]
41.3	(238)			IPM, EB	[74/11]
39.8	(263)			IPM	[74/11]
37.7	(298)				[71/28]
37.7±0.1	(298)			C	[47/7]
36.7	(325)			MM	[45/2]
C ₈ H ₁₈ N ₂	dibutyldiazene (310–388)	49.3±0.2	(298)	C	[2159-75-3] [78/3]
					[927-83-3]
C ₈ H ₁₈ N ₂	di- <i>tert</i> -butyldiazene (294–305)	39.1±0.3	(298)	C	[76/3]
		39.6	(299)	UV	[74/32]
		32.7		I	[74/32]

TABLE 6. Enthalpies of vaporization of organic compounds, 1880–2002—Continued

Molecular formula	Compound (Temperature range/K)	$\Delta_{\text{vap}}H_m$ (kJ mol ⁻¹)	Mean temperature (T_m /K)	Method	CAS registry number Reference
C ₈ H ₁₈ N ₂	butylhydrazone butyraldehyde (298–323)	55.6	(310)		[80/20]
C ₈ H ₁₈ N ₂	isobutylhydrazone isobutyraldehyde (288–313)	57.2	(300)		[80/20]
C ₈ H ₁₈ N ₂ O	dibutyl diazene N-oxide	45.9±0.1	(298)	C	[16649-52-8] [81/7]
C ₈ H ₁₈ O	heptyl methyl ether	46.9	(298)		[629-32-3] [U/1][85/6]
C ₈ H ₁₈ O	butyl <i>tert</i> -butyl ether	43.2	(298)		[1000-63-1] [U/2][02/32]
		41.6±0.2	(298)	C	[02/11]
		42.3±0.3	(298)	C	[91/12]
	(293–397)	41.7	(308)	A	[87/5]
	(356–397)	38.3	(371)	EB	[87/5][69/13] [33021-02-2]
C ₈ H ₁₈ O	<i>tert</i> -butyl isobutyl ether	41.2±0.3	(298)		[U/2][02/32]
		39.2±0.3	(298)	C	[02/11]
	(273–308)	40.9±0.3	(298)	GS	[96/11]
		40.1±0.1	(298)	C	[91/12]
C ₈ H ₁₈ O	butyl isobutyl ether (328–406)	40.3	(343)	A	[17071-47-5] [87/5]
C ₈ H ₁₈ O	<i>sec</i> -butyl <i>tert</i> -butyl ether	41.3	(298)		[U2][02/32]
C ₈ H ₁₈ O	1-methyl-1- <i>tert</i> -butoxypropane	40.3±0.2	(298)	C	[32970-45-9] [91/12]
C ₈ H ₁₈ O	dibutyl ether (339–415)	40.9	(354)	A	[142-96-1] [87/5]
	(336–415)	41.7	(351)	A	[87/5]
		44.7±0.1	(298)	C	[82/6]
		45.0±0.1	(298)	C	[80/3]
	(362–414)	44.4	(298)		[76/2]
	(362–414)	36.4	(413)		[76/2]
	(362–413)	40.6	(377)	EB	[69/15]
	(386–440)	39.4	(413)		[65/20]
C ₈ H ₁₈ O	di- <i>tert</i> -butyl ether (290–386)	37.7±0.3	(298)	EB	[6163-66-2] [96/5]
	(289–382)	37.3	(304)	A	[87/5][76/2]
	(289–382)	37.2	(298)		[76/2]
	(289–382)	31.6	(380)		[76/2]
		37.6±0.1	(298)	C	[75/3]
	(277–382)	38.7	(292)	A	[87/5][61/20]
C ₈ H ₁₈ O	diisobutyl ether (320–396)	38.9	(335)	A	[628-55-7] [87/5]
C ₈ H ₁₈ O	propyl <i>tert</i> -amyl ether	43.8±0.7	(298)		[U/2][02/32]
C ₈ H ₁₈ O	isopropyl <i>tert</i> -amyl ether	41.6	(298)		[U/2][02/32]
C ₈ H ₁₈ O	2-ethyl-1-hexanol (373–398)	52.7	(388)		[104-76-7] [73/14]
	(347–457)	60.2	(362)	A	[87/5][61/12]
C ₈ H ₁₈ O	3-ethyl-3-hexanol (331–433)	49.2	(345)		[597-76-2] [73/26]
C ₈ H ₁₈ O	2-ethyl-4-methyl-1-pentanol (343–450)	58.9	(358)	A	[10137-88-9] [87/5][61/12]
					[73/26]
C ₈ H ₁₈ O	2-methyl-1-heptanol (350–449)	53.3	(365)	A	[106-67-2] [87/5][73/26]
C ₈ H ₁₈ O	3-methyl-1-heptanol (360–459)	53.4	(375)	A	[1070-32-2] [87/5][73/26]
C ₈ H ₁₈ O	4-methyl-1-heptanol (357–456)	55.9	(372)	A	[817-91-4] [87/5]
	(354–456)	56.7	(369)		[73/26]
C ₈ H ₁₈ O	(<i>dl</i>) 5-methyl-1-heptanol (364–460)	57.6	(379)	A	[7212-53-5] [87/5][73/26]

TABLE 6. Enthalpies of vaporization of organic compounds, 1880–2002—Continued

Molecular formula	Compound (Temperature range/K)	$\Delta_{\text{vap}}H_m$ (kJ mol ⁻¹)	Mean temperature (T_m /K)	Method	CAS registry number Reference
C ₈ H ₁₈ O	6-methyl-1-heptanol (368–610)	61.0	(383)	A	[1653-40-3] [87/5][73/26]
C ₈ H ₁₈ O	2-methyl-2-heptanol (343–430)	53.1	(358)	A	[625-25-2] [87/5]
	(339–429)	55.0	(354)		[73/26]
C ₈ H ₁₈ O	3-methyl-2-heptanol (341–440)	48.0	(356)	A	[31367-46-1] [87/5][73/26]
C ₈ H ₁₈ O	4-methyl-2-heptanol (351–445)	54.2	(366)	A	[56298-90-9] [87/5][73/26]
C ₈ H ₁₈ O	5-methyl-2-heptanol (348–445)	51.9	(363)	A	[54630-50-1] [87/5]
	(348–445)	47.2	(363)		[73/26]
C ₈ H ₁₈ O	(<i>dl</i>) 6-methyl-2-heptanol (354–445)	55.2	(369)	A	[4730-22-7] [87/5][73/26]
C ₈ H ₁₈ O	(<i>dl</i>) 2-methyl-3-heptanol (349–441)	54.8	(364)	A	[18720-62-2] [87/5][73/26]
C ₈ H ₁₈ O	3-methyl-3-heptanol (344–433)	54.1	(359)	A	[5582-82-1] [87/5]
	(338–433)	54.7	(353)		[73/26]
C ₈ H ₁₈ O	4-methyl-3-heptanol (330–429)	43.9	(345)	A	[14979-39-6] [87/5][73/26]
C ₈ H ₁₈ O	5-methyl-3-heptanol (330–427)	46.5	(345)	A	[18720-65-5] [87/5][73/26]
C ₈ H ₁₈ O	(<i>dl</i>) 6-methyl-3-heptanol (333–432)	47.6	(348)	A	[18720-66-6] [87/5]
C ₈ H ₁₈ O	2-methyl-4-heptanol (348–440)	54.8	(363)	A	[21570-35-4] [87/5]
	(345–437)	56.3	(360)		[73/26]
C ₈ H ₁₈ O	(<i>dl</i>) 3-methyl-4-heptanol (340–438)	48.0	(355)	A	[1838-73-9] [87/5][73/26]
C ₈ H ₁₈ O	4-methyl-4-heptanol (344–434)	54.4	(359)	A	[598-01-6] [87/5]
	(331–434)	54.8	(345)		[73/26]
C ₈ H ₁₈ O	2,5-dimethyl-3-hexanol (337–431)	55.0	(352)		[19550-07-3] [73/26]
C ₈ H ₁₈ O	1-octanol (282–321)	69.6	(303)	GS	[111-87-5] [01/3]
	(282–321)	70.1	(298)	GS	[01/3]
	(373–423)	71.6	(298)	CGC	[95/21]
	(273–363)	68.7	(318)		[92/14]
	(328–400)	67.3	(343)	A	[87/5]
	(430–474)	52.5	(445)	A	[87/5]
	(397–479)	56.6	(412)	A	[87/5]
	(475–555)	47.8	(490)	A	[87/5]
		71.0±0.4	(298)	C	[77/1]
	(343–468)	67.5	(358)		[73/26]
	(386–480)	58.3	(401)	EB	[87/5][70/2]
	(352–468)	65.0	(367)	DTA	[69/5]
	(293–353)	70.4	(308)		[66/7]
	(267–282)	64.0	(274)	A, ME	[87/5][65/15]
	(365–427)	61.6	(380)		[58/2]
C ₈ H ₁₈ O	(<i>dl</i>) 2-octanol (253–353)	70.7	(268)		[123-96-6] [99/11]
	(333–453)	60.7	(348)	A	[87/5]
	(367–453)	56.1	(382)		[84/10]
	(345–453)	60.0	(360)		[73/26]
C ₈ H ₁₈ O	(<i>dl</i>) 3-octanol (253–348)	71.6	(268)		[20296-29-1] [99/11]
	(313–450)	64.1	(328)	A	[87/5]
	(366–450)	54.5	(381)		[84/10]
	(349–449)	58.8	(364)		[73/26]
C ₈ H ₁₈ O	(<i>dl</i>) 4-octanol (343–450)	57.3	(358)	A	[589-62-8] [87/5]

TABLE 6. Enthalpies of vaporization of organic compounds, 1880–2002—Continued

Molecular formula	Compound (Temperature range/K)	$\Delta_{\text{vap}}H_m$ (kJ mol ⁻¹)	Mean temperature (T_m /K)	Method	CAS registry number Reference
C ₈ H ₁₈ O	(364–449)	54.8	(379)		[84/10]
	(341–449)	62.1	(356)		[73/26]
	(<i>dl</i>) 2,4,4-trimethyl-1-pentanol				[123-44-4]
		60.6±0.1	(328)	C	[96/9]
		58.6±0.1	(343)	C	[96/9]
C ₈ H ₁₈ O		56.5±0.1	(358)	C	[96/9]
	(352–446)	54.2	(367)	A	[87/5]
	(333–441)	54.7	(348)		[73/26]
C ₈ H ₁₈ O	2,2,3-trimethyl-3-pentanol				[7294-05-5]
C ₈ H ₁₈ O	(318–426)	47.3	(333)		[73/26]
	2,2,4-trimethyl-3-pentanol				[5162-48-1]
C ₈ H ₁₈ O ₂	(328–428)	57.1	(343)		[73/26]
	di- <i>tert</i> -butyl peroxide				[110-05-4]
	(308–358)	37.0	(333)		[95/23]
	(308–358)	38.9	(298)		[95/23]
	(246–311)	32.0	(261)	A	[87/5][78/6]
C ₈ H ₁₈ O ₂	(273–384)	31.0	(288)	A	[87/5][51/10]
	1,2-dipropoxyethane				[18854-56-3]
	(234–453)	U28.2	(249)	A	[87/5]
C ₈ H ₁₈ O ₂		50.6±0.1	(298)	C	[70/17]
	1-butoxy-2-ethoxyethane				[4413-13-2]
C ₈ H ₁₈ O ₂		50.9±0.1	(298)	C	[70/17]
	ethylene glycol mono(2-ethylbutyl) ether				[4468-93-3]
C ₈ H ₁₈ O ₂	(357–470)	53.4	(372)	A	[87/5]
	ethylene glycol monoethyl ether				[112-25-4]
C ₈ H ₁₈ O ₂	(363–483)	54.6	(378)	A	[87/5]
	3-hydroxymethyl-4-heptanol				[87/5]
C ₈ H ₁₈ O ₂	(375–518)	61.6	(390)	A	[87/5]
	2,2,4-trimethyl-1,3-pentanediol				[144-19-4]
	(396–489)	66.6±2.1	(400)	EB	[02/14]
	(396–489)	60.3±1.7	(440)	EB	[02/14]
	(396–489)	55.0±1.6	(480)	EB	[02/14]
C ₈ H ₁₈ O ₃	(413–502)	58.5	(428)	A	[87/5]
	diethylene glycol diethyl ether				[112-36-7]
		56.4±1.4	(298)	CGC	[00/9]
C ₈ H ₁₈ O ₃	(330–461)	48.3	(345)	A	[87/5]
	diethylene glycol monobutyl ether				[112-36-7]
C ₈ H ₁₈ O ₄	(415–505)	55.7	(430)	A	[87/5]
	1,2- <i>bis</i> (2-methoxyethoxy)ethane (triglyme)				[112-49-2]
C ₈ H ₁₈ O ₄ S ₂		63.7±3.3	(298)	CGC	[00/9]
	2,2-butanediol <i>bis</i> (ethylsulfonate)				[76-20-0]
C ₈ H ₁₈ O ₅	(443–493)	75.7	(458)	A	[87/5][99/16]
	tetraethylene glycol				[112-60-7]
C ₈ H ₁₈ S	(426–581)	92.2	(441)	A	[87/5][47/5]
	dibutyl sulfide				[544-40-1]
	(283–390)	40.3	(298)		[99/16]
		53.0	(298)		[81/12]
		54.2±0.8	(298)	GC	[64/17]
C ₈ H ₁₈ S	(390–470)	46.5	(405)	A, EB	[87/5][52/9]
	di- <i>tert</i> -butyl sulfide				[626-26-6]
	(264–329)	44.9	(279)		[99/16]
	(329–470)	41.4	(344)		[99/16]
	(390–470)	46.4	(405)		[99/16]
	(278–308)	44.8	(293)		[98/25]
	(324–420)	42.4	(339)	A	[87/5]
		43.8	(298)		[81/12]
		43.8±0.1	(298)		[72/11]
		49.3±0.8	(298)	GC	[64/17]
C ₈ H ₁₈ S	(325–350)	42.3	(333)	EB	[62/17]
	diisobutyl sulfide				[592-65-4]
	(325–346)	46.4	(335)	A	[87/5][99/16]
		48.7	(298)		[81/12]
		48.5±0.8	(298)	GC	[64/17]
	(326–346)	43.1	(336)	EB	[62/17]

TABLE 6. Enthalpies of vaporization of organic compounds, 1880–2002—Continued

Molecular formula	Compound (Temperature range/K)	$\Delta_{\text{vap}}H_m$ (kJ mol ⁻¹)	Mean temperature (T_m /K)	Method	CAS registry number Reference
C ₈ H ₁₈ S	1-octanethiol (372–473)	49.6	(387)	A	[111-88-6] [87/5][99/16] [32/2]
C ₈ H ₁₈ S	2-octanethiol (347–489)	49.0	(362)		[3001-66-9] [99/16]
C ₈ H ₁₈ S	(<i>dl</i>) 2-octanethiol (361–460)	48.0	(376)	A	[10435-81-1] [87/5][99/16] [32/2]
C ₈ H ₁₈ S ₂	dibutyl disulfide (383–423)	64.1 62.3±0.2 62.3	(298) (298) (298)	CGC C	[629-45-8] [95/21] [85/2] [81/12]
C ₈ H ₁₈ S ₂	diisobutyl disulfide	57.2	(298)		[81/12]
C ₈ H ₁₈ S ₂	2,7-dimethyl-4,5-dithiooctane	57.2±0.1	(298)	C	[1518-72-5] [85/2]
C ₈ H ₁₈ S ₂	2,2,5,5-tetramethyl-3,4-dithiahexane (383–423)	53.8 52.5±0.2 52.5	(298) (298) (298)	CGC C	[110-06-5] [95/21] [85/2] [81/12]
C ₈ H ₁₈ S ₂	1,8-octanedithiol (405–543)	60.9	(420)	A	[1191-62-4] [87/5][43/6] [99/16]
C ₈ H ₁₉ N	N-butyl isobutylamine (313–423)	41.2	(328)	A	[20810-06-4] [87/5]
C ₈ H ₁₉ N	N,N-dibutylamine (343–479)	46.0 46.0±0.1 44.8±0.1	(358) (343) (358)	A C C	[111-92-2] [87/5] [79/8] [79/8]
	(291–305)	48.1	(298)		[71/13]
	(273–333)	49.4±0.1 45.7±0.3	(298) (298)	C I	[69/2] [69/16]
C ₈ H ₁₉ N	N,N-diisobutylamine (291–305)	39.3	(298)		[110-93-3] [71/13]
	(273–333)	43.1±0.3	(298)	I	[69/16]
	(268–413)	43.8	(283)	A	[87/5][47/5]
C ₈ H ₁₉ N	N,N-di-sec-butylamine (273–333)	41.3±0.3	(298)	I	[69/16]
C ₈ H ₁₉ N	2-ethylhexylamine (341–447)	44.8	(356)	A	[104-75-6] [87/5]
C ₈ H ₁₉ N	octylamine (343–494)	54.8±0.5	(298)	EB	[111-86-4] [96/4]
	(323–373)	54.6	(298)	CGC	[95/21]
	(308–453)	50.8	(323)	A	[87/5]
C ₈ H ₁₉ O ₂ PS ₃	O,O-diethyl-S-[2-(ethylthio)ethyl] dithiophosphate (283–401)	76.7	(298)	A	[298-04-4] [87/5][99/16]
C ₈ H ₁₉ O ₃ P	dibutyl phosphite (298–438)	37.8	(313)	A	[1809-19-4] [87/5]
C ₈ H ₁₉ O ₃ P	diisopropyl ethylphosphonate	60.7±4.2			[56/23][82/15]
C ₈ H ₁₉ O ₃ PS ₂	O,O-diethyl-O-[2-(ethylthio)ethyl] thiophosphate (283–411)	78.7	(298)	A	[298-03-3] [87/5][99/16]
C ₈ H ₁₉ O ₃ PS ₂	O,O-diethyl-S-[2-(ethylthio)ethyl] thiophosphate (283–401)	76.4	(298)	A	[126-75-0] [87/5][99/16]
C ₈ H ₂₀ ClN	dibutylammonium chloride (553–563)	116.7	(558)	A	[6287-40-7] [87/5][99/16]
C ₈ H ₂₀ N ₂	tetraethylhydrazine (308–368)	33.4	(323)	A	[4267-00-9] [87/5]
C ₈ H ₂₀ N ₂	N,N,N',N'-tetramethyl-1,3-butanediamine (273–363)	49.2	(288)		[97-84-7] [02/42]
	(335–439)	42.7	(350)	A	[87/5]
C ₈ H ₂₀ N ₂ O ₂ S	N,N,N',N'-tetraethylsulfamide (407–528)	59.1	(422)	A	[2832-49-7] [87/5]
C ₈ H ₂₀ N ₂ O ₃	<i>tris</i> (2-hydroxyethyl)ethylenediamine				

TABLE 6. Enthalpies of vaporization of organic compounds, 1880–2002—Continued

Molecular formula	Compound (Temperature range/K)	$\Delta_{\text{vap}}H_m$ (kJ mol ⁻¹)	Mean temperature (T_m /K)	Method	CAS registry number Reference
C ₈ H ₂₀ O ₅ P ₂ S ₂	(373–472)	90.0		GS	[98/7]
	dithiopyrophosphoric acid, tetraethyl ester				[3689-24-5]
C ₈ H ₂₀ O ₇ P ₂	(293–409)	80.6	(308)	A	[87/5][99/16]
	pyrophosphoric acid, tetraethyl ester				[107-49-3]
C ₈ H ₂₃ N ₅	(283–411)	82.2	(298)	A	[87/5]
	tetraethylene pentamine				[112-57-2]
C ₈ H ₂₄ N ₄ O ₃ P ₂	(464–615)	71.3	(478)	A	[87/5]
	pyrophosphoric acid <i>tetrakis</i> (dimethylamide)				[152-16-9]
C ₉ F ₁₆	(273–415)	65.5	(288)	A	[87/5]
	<i>trans</i> perfluorohydrindane				
C ₉ F ₁₇ NO ₃ S	45.2±0.1		(298)	C	[96/26]
	perfluoro-1-octanesulfonylisocyanate				[34834-20-3]
C ₉ F ₁₈	(324–470)	67.7	(339)	A	[87/5][99/16]
	perfluoro(propylcyclohexane)				[374-59-4]
C ₉ F ₁₈	(321–396)	40.4	(336)		[99/16]
		43.1±0.1	(298)	C	[96/26]
		43.1±0.5	(298)	EB	[81/23]
		43.1±0.1	(298)	C	[81/23]
C ₉ F ₁₈	perfluoro(isopropylcyclohexane)				
	46.7±0.1		(298)	C	[96/26]
C ₉ F ₁₈ N ₂	1,1,1,3,3,3-hexafluoro-N,N'- <i>bis</i> [2,2,2-trifluoro-1-(trifluoromethyl)-ethyidene]-2,2-propanediamine				[34451-14-4]
	(314–381)	35.5	(329)	A	[87/5][72/21]
C ₉ F ₁₈ O ₃	carbonic acid, <i>bis</i> [1,1,1,3,3,3-hexafluoro-2-(trifluoromethyl)-2-propyl] ester				[40719-69-5]
	(316–358)	39.7	(331)	A	[87/5][75/22]
C ₉ F ₁₉ NO	2,2,2-trifluoro-N-[1,2,2,2-tetrafluoro-1-(trifluoromethyl)ethyl]-ethanimidic acid,				[54120-06-8]
	1,2,2,2-tetrafluoro-1-(trifluoromethyl)ethyl ester				
C ₉ F ₂₀	37.6		(385)		[75/20]
	perfluorononane				[375-96-2]
C ₉ F ₂₀	(387–524)	32.8	(402)	A	[87/5][67/12]
					[99/16]
C ₉ F ₂₁ N	perfluoro-N-methyl-N,N-dibutylamine				[514-03-4]
	(339–407)	48.8±0.8	(298)	EB	[95/20]
C ₉ F ₂₁ N		48.2±0.1	(298)	C	[95/20]
	<i>tris</i> (heptafluoropropyl)amine				[338-83-3]
C ₉ F ₂₁ N	46.6±0.3		(298)	C	[95/20]
	(329–403)	46.9±0.7	(298)	EB	[95/20]
C ₉ H ₄ O ₅	(333–403)	40.6	(348)	A	[87/5]
	trimellitic acid anhydride				[552-30-7]
C ₉ H ₅ ClN ₂ O ₂	(558–596)	65.6	(573)	A	[87/5]
	5-chloro-2,4-diisocyanato-1-methylbenzene				[15166-26-4]
C ₉ H ₅ ClN ₂ O ₂	(373–433)	66.7	(388)	A	[87/5]
	(373–433)	60.2±0.2	(403)		[72/26]
C ₉ H ₆ Cl ₆ O ₃ S	Endosulfan I				[959-98-8]
	(343–453)	80.4	(398)	GC	[90/2]
C ₉ H ₆ Cl ₆ O ₃ S	Endosulfan II				[33213-65-9]
	(343–453)	82.4	(398)	GC	[90/2]
C ₉ H ₆ Cl ₆ O ₄ S	Endosulfan sulfate				[1031-07-8]
	(343–453)	85.6	(398)	GC	[90/2]
C ₉ H ₆ N ₂ O ₂	2,4-toluene diisocyanate				[584-84-9]
	(373–530)	59.7	(388)	A	[87/5]
	(393–530)	59.5	(408)	A	[87/5]
	(373–530)	61.3	(388)	I	[75/13]
C ₉ H ₆ N ₂ O ₂	(373–433)	57.7±0.2	(403)		[72/26]
	2,6-toluene diisocyanate				[91-08-7]
C ₉ H ₆ N ₂ O ₂	(373–463)	60.4	(388)	A	[87/5]
	coumarin				[91-64-5]
C ₉ H ₇ Cl ₃ O ₃	(379–463)	63.2	(394)	A	[87/5][47/5]
	2,4,5-trichlorophenoxyacetic acid, methyl ester				[1928-37-6]
C ₉ H ₇ F ₃ O ₂	(444–573)	76.9	(459)	A	[87/5][99/16]
	trifluoroacetic acid, 3-tolyl ester				[1736-09-0]
C ₉ H ₇ F ₃ O ₂	(363–439)	47.4	(378)	A, EB	[87/5][69/13]
					[99/16]
C ₉ H ₇ F ₃ O ₂	trifluoroacetic acid, 4-tolyl ester				[1813-29-2]
	(365–442)	47.8	(380)	A, EB	[87/5][69/13]

TABLE 6. Enthalpies of vaporization of organic compounds, 1880–2002—Continued

Molecular formula	Compound (Temperature range/K)	$\Delta_{\text{vap}}H_m$ (kJ mol ⁻¹)	Mean temperature (T_m /K)	Method	CAS registry number Reference
C ₉ H ₇ N	isoquinoline (439–517)	51.0	(454)	A, EB	[99/16] [119-65-3] [87/5][61/10]
C ₉ H ₇ N	quinoline (573–668)	46.9	(588)	DSC	[91-22-5] [96/10]
	(504–616)	46.5	(519)		[92/1]
	(463–794)	46.1	(478)	A	[87/5]
	(286–309)	58.1	(298)	GS	[80/6]
	(433–511)	49.2	(448)	EB	[87/5][61/10]
C ₉ H ₈	indene (369–457)	45.3	(384)	A	[95-13-6] [87/5]
	(289–455)	43.6	(304)	A	[87/5][47/5]
	(329–454)	43.9	(392)		[42/3]
C ₉ H ₈ Cl ₂ O ₃	2,4-dichlorophenoxyacetic acid, methyl ester (403–548)	68.0	(418)	A	[1928-38-7] [87/5][99/16]
C ₉ H ₈ Cl ₃ NO ₃	2,2,4-trichloro-5-(4-morpholinyl)-4-cyclopentene-1,3-dione (453–483)	79.6	(468)	GC	[75907-45-8] [80/25]
C ₉ H ₈ N ₂	1-phenylpyrazole	70.2±3.4	(298)	C	[1126-00-7] [00/1]
C ₉ H ₈ N ₂	1-phenylimidazole	84.6±3.7	(298)	C	[7164-98-9] [00/1]
C ₉ H ₈ O	1-indanone (318–348)	60.3±0.4		GS	[83-33-0] [98/3]
C ₉ H ₈ O	3-phenyl-2-propenal (cinnamaldehyde)	62.4	(298)	GC	[14371-10-9] [02/37]
	(408–482)	51.7	(444)	TGA	[02/40]
	(349–519)	58.2	(364)	A	[87/5][47/5]
	(353–373)	72.7	(363)	A	[87/5]
C ₉ H ₈ O ₂	<i>trans</i> cinnamic acid (430–573)	73.9	(445)	A	[140-10-3] [87/5]
C ₉ H ₈ O ₂	7,7-dimethoxynorborane (321–357)	49.0	(339)	EB	[39869-70-0] [94/16]
C ₉ H ₉ F ₆ NO ₃	(<i>l</i>) N,O-bis(trifluoroacetal)-threonine methyl ester (323–413)	72.5	(338)	A	[1548-45-4] [87/5][99/16]
C ₉ H ₉ N	3-methylindole (skatole) (368–540)	64.5	(383)	A	[83-34-1] [87/5][47/5]
C ₉ H ₉ N	α -methylbenzylcyanide (284–318)	60.8±0.7	(301)	GS	[1823-91-2] [00/2]
	(284–318)	60.9±0.7	(298)	GS	[00/2]
C ₉ H ₉ NO ₄	3-nitrobenzoic acid, ethyl ester (381–571)	65.1	(396)	A	[618-98-4] [87/5][47/5]
C ₉ H ₁₀	indane (374–466)	44.0	(389)	A	[496-11-7] [87/5]
		49.0	(298)	C	[81/10]
	(355–482)	45.0	(370)		[76/26]
C ₉ H ₁₀	2-methylstyrene (305–385)	47.9	(320)	A	[611-15-4] [87/5][53/13]
C ₉ H ₁₀	3-methylstyrene (314–385)	47.5	(329)	A	[100-80-1] [87/5][53/13]
C ₉ H ₁₀	4-methylstyrene (304–390)	47.6	(319)	A	[622-97-9] [87/5][53/13]
C ₉ H ₁₀	α -methylstyrene (274–314)	49.2±0.3	(294)	GS	[98-83-9] [99/21]
		48.9±0.3	(298)		[99/21]
	(331–467)	48.6±0.4	(298)	EB	[97/6]
	(343–493)	44.3	(358)	A	[87/5]
	(353–413)	44.8	(368)	A	[87/5]
C ₉ H ₁₀	<i>cis</i> β -methylstyrene (348–498)	44.8	(363)	A	[766-90-5] [87/5]
C ₉ H ₁₀	<i>trans</i> β -methylstyrene (291–452)	46.4	(306)	A	[873-66-5] [87/5][47/5]
C ₉ H ₁₀	allylbenzene (274–313)	46.5±0.2	(294)	GS	[300-57-2] [99/21]
		46.3±0.2	(298)		[99/21]

TABLE 6. Enthalpies of vaporization of organic compounds, 1880–2002—Continued

Molecular formula	Compound (Temperature range/K)	$\Delta_{\text{vap}}H_m$ (kJ mol ⁻¹)	Mean temperature (T_m /K)	Method	CAS registry number Reference
C ₉ H ₁₀ Cl ₂ O ₄	2,6-dichlorosyringaldehyde (293–323)	82.2	(308)	CGC	[99/13]
C ₉ H ₁₀ F ₂	1,1-difluoro-3-phenylpropane (278–318)	53.3±0.4	(298)	GS	[97/14]
C ₉ H ₁₀ O	allyl phenyl ether (349–456)	49.4	(364)	A	[1746-13-0] [87/5]
C ₉ H ₁₀ O	cinnamyl alcohol (295–325)	68.1±0.1	(310)	TG,DTA	[104-54-1] [02/3]
	(310–328)	79.8	(319)	A	[87/5]
	(373–523)	56.2	(388)	A	[87/5]
C ₉ H ₁₀ O	2,4-dimethylbenzaldehyde (358–489)	57.4	(373)	A	[15764-16-6] [87/5]
C ₉ H ₁₀ O	5-hydroxyindane (393–524)	55.4	(408)	A	[1470-94-6] [87/5]
C ₉ H ₁₀ O	4'-methylacetophenone (288–333)	59.6	(303)	A	[122-00-9] [87/5]
C ₉ H ₁₀ O	2-phenylpropionaldehyde (364–517)	52.3±0.2	(360)	EB	[93-53-8] [02/21]
	(364–517)	49.4±0.2	(400)	EB	[02/21]
	(364–517)	46.6±0.3	(440)	EB	[02/21]
	(364–517)	43.4±0.5	(480)	EB	[02/21]
C ₉ H ₁₀ O	3-phenylpropionaldehyde (330–363)	67.5	(345)	A	[104-53-0] [87/5]
C ₉ H ₁₀ O	benzyl methyl ketone (343–383)	56.1	(298)	CGC	[103-79-7] [95/21]
	(343–383)	55.0	(298)	CGC	[95/21]
	(273–328)	53.5±0.3	(298)		[54/8]
C ₉ H ₁₀ O	ethyl phenyl ketone (propiophenone) (388–623)	52.1	(403)	A	[93-55-0] [87/5]
	(391–454)	44.4	(406)	EB, GS	[65/7]
C ₉ H ₁₀ O	2-vinylanisole (314–467)	56.7	(329)	A	[612-15-7] [87/5][47/5]
C ₉ H ₁₀ O	3-vinylanisole (316–471)	55.9	(331)	A	[626-20-0] [87/5][47/5]
C ₉ H ₁₀ O	4-vinylanisole (318–478)	54.9	(333)	A	[637-69-4] [87/5][47/5]
C ₉ H ₁₀ O ₂	methyl <i>o</i> -toluate	57.3±0.2	(293)	C	[89-71-4] [98/6]
C ₉ H ₁₀ O ₂	methyl <i>m</i> -toluate	60.3±0.2	(296)	C	[99-36-5] [98/6]
		53.5	(388)		[74/1]
C ₉ H ₁₀ O ₂	acetic acid, 3-tolyl ester (385–480)	55.7	(400)	A, EB	[122-46-3] [87/5][69/13]
C ₉ H ₁₀ O ₂	acetic acid, 4-tolyl ester (385–480)	55.9	(400)	A, EB	[140-39-6] [87/5][69/13]
C ₉ H ₁₀ O ₂	2-acetylanisole	56.5			[579-74-8] [86/10]
C ₉ H ₁₀ O ₂	4-acetylanisole (311–334)	66.5	(322)	A, ME	[100-06-1] [87/5][54/9]
C ₉ H ₁₀ O ₂	3,4-dihydro-2 <i>H</i> -1,5-benzodioxepin	55.6			[7216-18-4] [58/25]
C ₉ H ₁₀ O ₂	benzyl acetate (283–490)	55.5	(298)	A	[140-11-4] [87/5]
	(283–328)	60.4	(305)	ME	[54/10]
C ₉ H ₁₀ O ₂	ethylbenzoate (369–531)	52.5±0.2	(380)	EB	[93-89-0] [02/15]
	(369–531)	49.6±0.2	(420)	EB	[02/15]
	(369–531)	46.7±0.3	(460)	EB	[02/15]
	(369–531)	43.6±0.5	(500)	EB	[02/15]
	(344–440)	57.0	(356)	BG	[88/2]
	(344–440)	50.5	(419)	BG	[88/2]
	(288–333)	55.9	(303)	A	[87/5]
	(358–487)	50.4	(373)	A	[87/5]
	(317–486)	51.9	(332)		[47/5]

TABLE 6. Enthalpies of vaporization of organic compounds, 1880–2002—Continued

Molecular formula	Compound (Temperature range/K)	$\Delta_{\text{vap}}H_m$ (kJ mol ⁻¹)	Mean temperature (T_m /K)	Method	CAS registry number Reference
C ₉ H ₁₀ O ₂	3-phenylpropionic acid (375–553)	67.0	(390)	A	[501-52-0] [87/5]
C ₉ H ₁₀ O ₂	3-methylbenzoic acid, methyl ester (359–500)	54.8	(374)	A	[99-36-5] [87/5]
C ₉ H ₁₀ O ₂	(phenoxyethyl)oxirane (400–532)	69.9±0.7	(298)	EB	[122-60-1] [97/18]
	(400–532)	60.3±0.5	(400)	EB	[97/18]
	(400–532)	56.7±0.4	(440)	EB	[97/18]
	(400–532)	53.1±0.4	(480)	EB	[97/18]
	(400–532)	51.3±0.5	(500)	EB	[97/18]
	(400–532)	49.4±0.6	(520)	EB	[97/18]
	(343–373)	65.6±0.1			[76/21]
C ₉ H ₁₀ O ₂	2-phenyl-1,3-dioxolane (285–333)	62.6±0.7	(298)	GS	[936-51-6] [02/32]
	(298–333)	62.1±0.3	(316)	GS	[95/25]
C ₉ H ₁₀ O ₃	ethyl salicylate (288–333)	59.2	(303)	A	[118-61-6] [87/5]
	(334–505)	55.2	(349)	A	[87/5]
C ₉ H ₁₀ O ₃	2-furanacrylic acid, ethyl ester (428–500)	56.8	(443)	A	[623-20-1] [87/5]
C ₉ H ₁₀ O ₃	methyl 4-methoxybenzoate (382–472)	61.1	(397)	EB	[121-98-2] [85/9]
C ₉ H ₁₀ O ₃	ethyl 4-hydroxybenzoate	72.6		TGA	[120-47-8] [01/20]
C ₉ H ₁₀ O ₃	<i>cis,cis</i> 3-methyl-4-cyclohexene-1,2-dicarboxylic acid anhydride (325–525)	49.5±1.0			[35438-32-5] [84/14]
C ₉ H ₁₁ Br	1-bromo-2-isopropylbenzene (404–484)	48.4	(419)		[7073-94-1] [99/16]
	(378–528)	49.8	(393)	A	[87/5][70/14]
C ₉ H ₁₁ Br	1-bromo-4-isopropylbenzene (362–493)	51.1	(377)		[586-61-8] [99/16]
	(388–528)	50.4	(403)	A	[87/5][70/14]
C ₉ H ₁₁ Br	cumyl bromide	58.0	(298)	CGC	[3575-19-7] [02/29]
C ₉ H ₁₁ Cl	1-chloro-2-isopropylbenzene (341–465)	48.1	(356)		[2077-13-6] [99/16]
	(363–508)	47.7	(378)	A	[87/5][70/14]
C ₉ H ₁₁ Cl	1-chloro-4-isopropylbenzene (307–472)	51.4	(322)		[2621-46-7] [99/16]
	(368–513)	48.5	(383)	A	[87/5][70/14]
C ₉ H ₁₁ Cl	cumyl chloride	54.7	(298)	CGC	[934-53-2] [02/29]
C ₉ H ₁₁ ClO ₂	propylene glycol mono(4-chlorophenyl) ether (417–542)	64.9	(432)	A	[67146-43-4] [87/5][99/16]
C ₉ H ₁₁ ClO ₄	2-chlorosyringaldehyde (293–323)	77.7	(308)	CGC	[99/13]
C ₉ H ₁₁ ClS	benzyl (2-chloroethyl) sulfide (293–333)	52.3	(308)	A, GS	[4322-51-8] [87/5][48/9] [99/16]
C ₉ H ₁₁ F ₃ O ₂	pentafluoropropionic acid, cyclohexyl ester (335–428)	46.4	(350)	A, EB	[24262-73-5] [87/5][69/13]
C ₉ H ₁₁ I	cumyl iodide	63.3	(298)	CGC	[54290-22-1] [02/29]
C ₉ H ₁₁ NO	N-methylacetanilide (383–519)	60.1	(398)	A	[579-10-2] [87/5]
	(377–526)	56.7	(392)		[47/5]
C ₉ H ₁₁ NO ₂	1-nitro-2-isopropylbenzene (278–323)	65.5±0.7	(301)	GS	[6526-72-3] [00/15]
		65.6±0.7	(298)		[00/15]
C ₉ H ₁₁ NO ₂	ethyl 2-aminobenzoate (ethyl anthranilate) (433–593)	59.6	(448)	A	[87-25-2] [87/5]
C ₉ H ₁₁ NO ₂	ethyl carbanilate (380–510)	84.2	(395)	A	[101-99-5] [87/5][47/5]
C ₉ H ₁₂	<i>cis</i> bicyclo[4.3.0]nona-3,7-diene				[38451-18-2]

TABLE 6. Enthalpies of vaporization of organic compounds, 1880–2002—Continued

Molecular formula	Compound (Temperature range/K)	$\Delta_{\text{vap}}H_m$ (kJ mol ⁻¹)	Mean temperature (T_m /K)	Method	CAS registry number Reference
C ₉ H ₁₂	(356–429)	41.8	(371)	A	[87/5]
	(Z) 5-ethylidene-2-norbornene				[28304-66-7]
	(315–462)	44.3±0.3	(298)	EB	[97/18]
	(315–462)	43.0±0.3	(320)	EB	[97/18]
	(315–462)	40.5±0.3	(360)	EB	[97/18]
C ₉ H ₁₂	(315–462)	38.0±0.3	(400)	EB	[97/18]
	(315–462)	35.2±0.5	(440)	EB	[97/18]
	5-ethylidene-2-norbornene				[3048-64-4]
	(314–420)	42.3±0.3	(298)	EB	[96/5]
	<i>trans</i> 5-ethylidene-2-norbornene				[28304-67-8]
C ₉ H ₁₂	(346–416)	41.2	(361)	A	[87/5]
	2-ethyltoluene				[611-14-3]
C ₉ H ₁₂		46.9	(298)		[94/11]
		47.7	(298)		[71/28]
	(353–443)	43.6	(368)	A	[87/5][49/6]
	3-ethyltoluene				[620-14-4]
		46.6	(298)		[94/11]
C ₉ H ₁₂		46.9	(298)		[71/28]
	(348–438)	43.4	(363)	A	[87/5][49/6]
	4-ethyltoluene				[622-96-8]
		46.5	(298)		[94/11]
		46.6	(298)		[71/28]
C ₉ H ₁₂	(349–442)	43.2	(364)	A	[87/5][49/6]
	isopropylbenzene				[98-82-8]
		45.1	(298)		[94/11]
	(349–426)	41.2	(364)		[89/6]
	(339–433)	42.1	(354)	A	[87/5]
C ₉ H ₁₂		45.1±0.1	(298)	C	[82/5]
		44.0	(298)		[75/12]
		45.1	(298)		[71/28]
		45.1	(298)	C	[47/7]
	(343–426)	41.9	(358)	MM	[49/6][45/2]
	propylbenzene				[103-65-1]
		46.2	(298)		[94/11]
	(340–391)	43.8	(355)		[86/13]
		45.0	(298)		[75/12]
		46.2	(298)		[71/28]
C ₉ H ₁₂		46.2	(298)	C	[47/7]
	(348–433)	42.7	(363)	A, MM	[87/5][49/6]
					[45/2]
	3a,4,7,7a-tetrahydro-1 <i>H</i> -indene				[3048-65-5]
	(338–440)	42.3	(353)	A	[87/5]
C ₉ H ₁₂	1,2,3-trimethylbenzene				[526-73-8]
		49.0	(298)		[94/11]
		48.8	(298)		[74/14]
	(363–456)	44.8	(378)	A	[87/5][49/6]
		49.1	(298)		[71/28]
C ₉ H ₁₂	1,2,4-trimethylbenzene				[47/7]
		49.1	(298)	C	[95-63-6]
		48.0	(298)		[94/11]
		47.2	(298)		[74/14]
		47.9	(298)		[71/28]
C ₉ H ₁₂	(357–450)	44.1	(372)	A	[87/5][49/6]
		47.9	(298)	C	[47/7]
	1,3,5-trimethylbenzene				[108-67-8]
		47.6	(298)		[94/11]
	(296–342)	46.2±1.3	(319)	MM	[91/7]
C ₉ H ₁₂	(296–342)	47.5±2.1	(298)	MM	[91/7]
	(348–424)	43.5	(363)		[89/7]
	(249–356)	49.7	(264)	A	[87/5]
		47.5±0.1	(298)	C	[87/19]
	(354–445)	43.9	(369)	A	[87/5][49/6]
	(273–299)	47.7	(286)	MM	[81/19]
		47.5	(298)		[71/28]

TABLE 6. Enthalpies of vaporization of organic compounds, 1880–2002—Continued

Molecular formula	Compound (Temperature range/K)	$\Delta_{\text{vap}}H_m$ (kJ mol ⁻¹)	Mean temperature (T_m /K)	Method	CAS registry number Reference
C ₉ H ₁₂	5-vinyl-2-norbornene	47.5	(298)	C	[47/7]
	(301–410)	42.0	(316)	A	[3048-64-4] [87/5]
	(354–409)	48.9	(369)	A	[87/5]
C ₉ H ₁₂ NO ₃ PS	O,O-dimethyl-O-(3-methyl-4-nitrophenyl)thiophosphate	78.0	(308)	A	[122-14-5] [87/5]
C ₉ H ₁₂ N ₂	n-pentylmalodinitrile	66.9 ± 0.4		GS	[90/4]
C ₉ H ₁₂ N ₂	phenylhydrazone acetone	74.6	(424)	A	[103-02-6] [87/5]
C ₉ H ₁₂ O	(1-methoxyethyl)benzene	49.2 ± 0.4	(296)	GS	[01/16]
	(298–313)	49.1 ± 0.4	(298)	GS	[01/16]
C ₉ H ₁₂ O	benzyl ethyl ether	53.5 ± 0.4	(298)	GS	[539-30-0] [02/29]
	(278–314)	48.0	(314)	A	[87/5][47/5]
C ₉ H ₁₂ O	2-ethylanisole	49.8	(317)	A	[14804-32-1] [87/5][47/5]
C ₉ H ₁₂ O	3-ethylanisole	49.3	(321)	A	[10568-38-4] [87/5][47/5]
C ₉ H ₁₂ O	4-ethylanisole	51.9	(321)	A	[1515-95-3] [87/5][47/5]
C ₉ H ₁₂ O	5-ethyl-3-methylphenol	55.0	(483)	A, GS, EB	[87/5][64/14]
	(468–521)	58.5			[55/9]
C ₉ H ₁₂ O	2-isopropylphenol	63.5	(390)	EB	[88-69-7] [90/5]
	(375–493)	55.1	(385)	A	[87/5]
	(370–489)	56.1	(390)		[86/7]
	(375–493)	57.3	(350)		[47/5]
C ₉ H ₁₂ O	3-isopropylphenol	64.3	(392)	A	[618-45-1] [87/5]
C ₉ H ₁₂ O	4-isopropylphenol	63.7	(406)	EB	[99-89-8] [90/5]
	(391–507)	63.1	(395)	A	[87/5]
C ₉ H ₁₂ O	isopropyl phenyl ether	49.5	(360)	A	[2741-16-4] [87/5][65/25]
C ₉ H ₁₂ O	(345–448)				[84/9]
	3-phenyl-1-propanol	62.8	(299)	A	[122-97-4] [87/5]
C ₉ H ₁₂ O	(284–328)	62.6	(362)		[47/5]
	(347–508)	52.9	(406)	A	[617-94-7] [87/5]
C ₉ H ₁₂ O	2-phenyl-2-propanol	52.9	(406)	A	[87/5]
C ₉ H ₁₂ O	phenyl propyl ether	46.5	(389)	A	[622-85-5] [87/5]
C ₉ H ₁₂ O	2-propylphenol	56.9	(392)	A	[644-35-9] [87/5]
	(377–495)	59.9	(398)		[53/9]
	(381–504)	57.2	(423)		[53/9]
	(381–504)	53.0	(473)		[53/9]
C ₉ H ₁₂ O	3-propylphenol	60.2	(423)	A	[621-27-2] [87/5]
	(408–538)	59.9	(398)		[53/9]
	(386–512)	57.2	(423)		[53/9]
	(386–512)	53.0	(473)		[53/9]
C ₉ H ₁₂ O	4-propylphenol	56.7	(398)	A	[645-56-7] [87/5]
	(383–508)	61.3	(348)		[53/9]
	(347–517)	59.5	(373)		[53/9]
	(347–517)	58.4	(398)		[53/9]
	(347–517)	56.2	(423)		[53/9]
	(347–517)	51.5	(473)		[53/9]
C ₉ H ₁₂ O	2,3,5-trimethylphenol	53.9	(474)	A, GS, EB	[697-82-5] [87/5][64/14]
(459–521)					

TABLE 6. Enthalpies of vaporization of organic compounds, 1880–2002—Continued

Molecular formula	Compound (Temperature range/K)	$\Delta_{\text{vap}}H_m$ (kJ mol ⁻¹)	Mean temperature (T_m /K)	Method	CAS registry number Reference
C ₉ H ₁₂ O	(379–506)	55.1	(394)		[55/9]
	2,4,5-trimethylphenol (379–505)	56.5	(394)	A	[496-78-6] [87/5][55/9]
C ₉ H ₁₂ O	2,4,6-trimethylphenol (367–494)	53.2	(382)	A	[527-60-6] [87/5][55/9]
C ₉ H ₁₂ O	3,4,5-trimethylphenol (396–521)	61.1	(411)	A	[527-54-8] [87/5]
C ₉ H ₁₂ O	2,5,6-trimethylphenol (359–503)	51.1±0.2	(431)		[2416-94-6] [88/4]
C ₉ H ₁₂ O	α,α -dimethylbenzyl alcohol (311–338)	63.4±0.5	(325)	GS	[617-94-7] [99/3]
	(311–338)	65.0±0.5	(298)	GS	[99/3]
C ₉ H ₁₂ O ₂	trimethylhydroquinone (450–501)	45.5±0.3	(475)		[700-13-0] [88/4]
C ₉ H ₁₂ O ₂	cumene hydroperoxide (283–333)	69.9	(298)	A	[80-15-9] [87/5]
	(347–390)	74.0	(362)	A	[87/5]
C ₉ H ₁₂ O ₂	1,3-dihydroxy-5-methyl-2-ethylbenzene (388–453)	77.1	(403)	A, GC	[87/5][75/24]
C ₉ H ₁₂ O ₂	3,5-dimethoxytoluene (374–520)	59.5	(389)	A	[4179-19-5] [87/5]
C ₉ H ₁₂ O ₂	ethylene glycol monobenzyl ether (453–530)	58.6	(468)	A	[622-08-2] [87/5]
C ₉ H ₁₂ O ₂	propylene glycol 1-phenyl ether (389–509)	59.5	(404)	A	[770-35-4] [87/5]
C ₉ H ₁₂ O ₂	isopropyl catechol (isomer not specified) (393–453)	65.3	(423)		[65/21]
C ₉ H ₁₂ O ₂	benzaldehyde dimethyl acetal (278–318)	60.9±0.5	(298)	GS	[1125-88-8] [02/32]
	(283–318)	56.5±0.7	(300)	GS	[95/25]
C ₉ H ₁₂ O ₃	1,3,5-trimethoxybenzene	68.2±2.0	(298)	CGC	[621-23-8] [00/9]
C ₉ H ₁₂ S	benzyl ethyl sulfide (346–370)	56.0	(358)		[6263-62-3] [99/16]
	(345–500)	54.8	(360)	A	[87/5]
		56.9±2.1	(298)		[62/20]
C ₉ H ₁₂ S	2-ethylthioanisole (481–511)	44.3	(496)		[20760-06-9] [99/16]
C ₉ H ₁₂ S	ethyl <i>m</i> -tolyl sulfide (472–502)	43.5	(487)		[34786-24-8] [99/16]
C ₉ H ₁₂ S	ethyl <i>p</i> -tolyl sulfide (473–503)	43.6	(488)		[622.63-9] [99/16]
C ₉ H ₁₂ S	(isopropylthio)benzene (461–491)	U23.6	(476)		[3019-20-3] [99/16]
C ₉ H ₁₂ S	(propylthio)benzene (473–503)	44.3	(488)		[874-79-3] [99/16]
C ₉ H ₁₃ Cl ₃ OS	2,3,3-trichloro-2-propenethioic acid, O-hexyl ester (433–483)	69.5		GC	[76619-95-9] [80/24]
C ₉ H ₁₃ N	α,α -dimethylbenzylamine (283–323)	56.4±0.7	(303)	GS	[99/3]
	(283–323)	56.7±0.7	(298)	GS	[99/3]
C ₉ H ₁₃ N	N,N-dimethylbenzylamine (288–328)	48.9±0.4	(308)	GS	[103-83-3] [99/3]
	(288–328)	49.5±0.4	(298)	GS	[99/3]
		50.1±0.9	(298)	C	[96/21]
C ₉ H ₁₃ N	N,N-dimethyl-2-toluidine (301–458)	52.4	(316)	A	[609-72-3] [87/5][47/5]
C ₉ H ₁₃ N	N,N-dimethyl-3-toluidine	58.2±6.9	(298)	CGC	[121-72-2] [96/1]
C ₉ H ₁₃ N	N,N-dimethyl-4-toluidine (323–483)	60.7	(338)	A	[99-97-8] [87/5][47/5]
C ₉ H ₁₃ N	N-ethyl-3-toluidine	60.0±3.0	(298)	CGC	[102-27-2] [96/1]
C ₉ H ₁₃ N	2-isopropylaniline				[643-28-7]

TABLE 6. Enthalpies of vaporization of organic compounds, 1880–2002—Continued

Molecular formula	Compound (Temperature range/K)	$\Delta_{\text{vap}}H_m$ (kJ mol ⁻¹)	Mean temperature (T_m /K)	Method	CAS registry number Reference
	(286–326)	61.3±0.9	(306)		[00/14]
		61.8±0.9	(298)		[00/14]
C ₉ H ₁₃ N	4-isopropylaniline (333–500)	57.5	(348)	A	[99-88-7] [87/5][47/5]
C ₉ H ₁₃ N	1-phenyl-2-propylamine (333–353)	53.4	(343)	A	[300-62-9] [87/5]
C ₉ H ₁₃ N	2,4,6-trimethylaniline (341–510)	64.1	(356)	A	[88-05-1] [87/5][47/5]
C ₉ H ₁₄	1-ethyltricyclo[2,2,1,0 ^{2,6}]heptane	42.0±0.1	(298)	C	[96/18]
C ₉ H ₁₄	2-methylenebicyclo[2.2.2]octane	45.2			[2972-20-5] [74/33]
C ₉ H ₁₄	2-methylbicyclo[2.2.2]oct-2-ene (363–402)	40.2 43.5±0.4	(378) (298)	A EB	[4893-13-4] [87/5] [74/20][74/33]
C ₉ H ₁₄	2-vinylbicyclo[2.2.1]heptane (350–385)	38.6	(365)	A	[2146-39-6] [87/5]
C ₉ H ₁₄ F ₃ NO ₃	N-trifluoroacetyl- <i>l</i> -leucine, methyl ester (273–463)	55.9	(288)	A	[1115-39-5] [87/5][99/16]
C ₉ H ₁₄ N ₂	azelaic acid dinitrile (308–341)	80.4	(323)	A	[1675-69-0] [87/5]
C ₉ H ₁₄ O	<i>cis</i> 2-hexahydroindanone	57.5	(298)		[5689-04-3] [71/8]
C ₉ H ₁₄ O	<i>trans</i> 2-hexahydroindanone	56.1	(298)		[16484-17-6] [71/8]
C ₉ H ₁₄ O	2,5,6-trimethyl-2-cyclohexen-1-one (371–478)	45.5±0.3	(425)		[20030-30-2] [88/4]
C ₉ H ₁₄ O	3,3,5-trimethyl-2-cyclohex-1-one (isophorone) (311–489)	48.6	(326)	A	[78-59-1] [87/5][47/5]
C ₉ H ₁₄ O	2,6-dimethyl-2,5-heptadien-4-one (phorone) (315–471)	54.1	(330)	A	[504-20-1] [87/5][47/5]
C ₉ H ₁₄ O ₂	bicyclo[2.2.1]heptan-7-one ethylene ketal (283–318)	53.8±0.2		GS	[98/21][02/32] [111-12-6]
C ₉ H ₁₄ O ₂	methyl 2-octynoate (283–312)	64.5	(297)	A, ME	[87/5][55/8]
C ₉ H ₁₄ O ₄	diethyl citraconate (332–504)	54.9	(347)	A	[691-83-8] [87/5][47/5]
C ₉ H ₁₄ O ₄	diethyl itaconate (324–501)	51.0	(339)	A	[2409-52-1] [87/5][47/5]
C ₉ H ₁₄ O ₄	diethyl mesaconate (335–502)	55.9	(350)	A	[2418-31-7] [87/5][47/5]
C ₉ H ₁₄ O ₄	1,1-cyclopropanedicarboxylic acid diethyl ester (288–318)	63.9±0.5		GS	[1559-02-0] [98/22]
C ₉ H ₁₄ O ₅	diethyl acetylmalonate (363–510)	54.0	(378)	A	[570-08-1] [87/5]
C ₉ H ₁₄ O ₅	ethyl[(1-allyloxycarbonyl)ethyl] carbonate (342–496)	61.3	(357)	A	[87/5]
C ₉ H ₁₄ O ₅	2-lactyloxypropionic acid, allyl ester (331–401)	75.1	(346)	A	[87/5]
C ₉ H ₁₄ O ₆	glycerol triacetate (284–319)	82.0 83.4±1.0	(299) (298)	A GCC	[102-76-1] [87/5] [80/5]
C ₉ H ₁₄ O ₇	trimethyl citrate (379–560)	67.4	(394)	A	[1587-20-8] [87/5][47/5]
C ₉ H ₁₅ Cl ₃ O ₂	3-chloro-2,2- <i>bis</i> (chloromethyl)propyl butyrate (426–482)	73.6	(441)	A	[87/5][99/16]
C ₉ H ₁₅ NOS	carbamothioic acid, (1-methylethyl)-2-propynyl- <i>S</i> -ethyl ester (298–313)	72.8	(305)	A	[59300-33-3] [87/5][99/16]
C ₉ H ₁₅ NOS	carbamothioic acid, propyl-2-propynyl- <i>S</i> -ethyl ester (298–313)	64.6	(305)	A	[59300-33-3] [87/5]
C ₉ H ₁₆	1-nonyne (320–464)	45.6±0.2	(320)	EB	[3452-09-3] [02/16]
	(320–464)	42.7±0.2	(360)	EB	[02/16]
	(320–464)	39.7±0.3	(400)	EB	[02/16]

TABLE 6. Enthalpies of vaporization of organic compounds, 1880–2002—Continued

Molecular formula	Compound (Temperature range/K)	$\Delta_{\text{vap}}H_m$ (kJ mol ⁻¹)	Mean temperature (T_m /K)	Method	CAS registry number Reference
C ₉ H ₁₆	(320–464) <i>trans</i> bicyclo[6.1.0]nonane	36.4±0.5	(440)	EB	[02/16] [39124-79-3]
		42.7±0.6		EB	[78/15]
C ₉ H ₁₆	<i>cis</i> bicyclo[6.1.0]nonane	49.8±0.8		EB	[13757-43-2] [78/15]
C ₉ H ₁₆	(297–360) 1,4-dimethylbicyclo[2.2.1]heptane	50.4±0.8	(312)	A	[87/5][70/30] [20454-81-3]
	(328–393)	36.8	(343)	A	[87/5][70/6] [84/9]
C ₉ H ₁₆	<i>trans</i> 2,3-dimethylbicyclo[2.2.1]heptane (345–411)	39.3	(360)	A	[20558-16-1] [87/5][70/6] [84/9]
C ₉ H ₁₆	2-ethylbicyclo[2.2.1]heptane (349–396)	44.4	(364)	A	[2146-41-0] [87/5]
C ₉ H ₁₆	<i>cis</i> hexahydroindan (263–293) (290–366) (363–463) (350–442)	47.1	(278)	A	[87/5]
		45.9	(305)	A	[87/5]
		41.9	(378)	A	[87/5]
		42.6	(365)	GS	[55/7]
C ₉ H ₁₆	<i>trans</i> hexahydroindan (281–362) (356–457) (262–283) (358–479) (345–435)	45.1	(296)	A	[3296-50-2] [87/5]
		41.1	(371)	A	[87/5]
		45.9	(272)	A	[87/5]
		41.0	(373)	A	[87/5]
		41.6	(360)	GS	[55/7]
C ₉ H ₁₆	allylcyclohexane	44.0±0.2	(298)	GCC	[2114-42-3] [79/17]
C ₉ H ₁₆	ethylidenecyclohexane	42.0±0.2	(298)	GCC	[1003-64-1] [79/17]
C ₉ H ₁₆	spiro[4.4]nonane (278–313)	44.5±0.6	(298)	GS	[175-93-9] [02/32]
C ₉ H ₁₆ Cl ₄	1,1,1,9-tetrachlorononane (303–434)	78.0	(318)		[1561-48-4] [99/16]
		89.0	(313)	A	[87/5]
C ₉ H ₁₆ N ₂	2-methyl-2-piperidinopropionitrile	57.6±0.4		GS	[2273-41-8] [97/10]
C ₉ H ₁₆ O	cyclononanone (333–413)	51.4	(348)	A	[3350-30-9] [87/5]
C ₉ H ₁₆ O	1-(1-methyl-3-cyclohexen-3-yl)ethanol (358–410)	54.6	(373)	A	[2890-62-2] [87/5]
C ₉ H ₁₆ O	methyl (1-methylcyclohexyl) ketone (374–414)	46.1	(389)	A	[2890-62-2] [87/5]
C ₉ H ₁₆ O	<i>trans</i> 2-nonenal (363–398)	56.1	(378)	A	[18829-56-6] [87/5]
C ₉ H ₁₆ O	(<i>dl</i>) 3,5,5-trimethylcyclohexanone (423–463)	39.3	(438)	A	[873-94-9] [87/5]
C ₉ H ₁₆ O	2,5,5-trimethyl-4-hexene-1-al (293–353)	57.0	(308)	A	[1000-30-2] [87/5]
C ₉ H ₁₆ OS	tetrahydro-2,2,6,6-tetramethyl-4 <i>H</i> -thiopyran-4-one (300–360)	34.7	(315)	A	[22842-41-7] [87/5][72/27] [99/16]
C ₉ H ₁₆ O ₂	bicyclo[2.2.1]heptan-7-one dimethyl ketal (283–318)	50.2±0.2		GS	[39869-70-0] [98/21][02/32]
C ₉ H ₁₆ O ₂	acetic acid, 2-methylcyclohexyl ester, mixed isomers (337–457)	49.0	(353)	A	[5726-19-2] [87/5]
C ₉ H ₁₆ O ₂	2-butyl-4,7-dihydro-1,3-dioxepine (318–453)	50.9	(333)	A	[61732-95-4] [87/5]
C ₉ H ₁₆ O ₂	hexyl acrylate (342–461)	48.2	(357)	A	[2499-95-8] [87/5]
C ₉ H ₁₆ O ₂	methacrylic acid, neopentyl ester (313–338)	40.5	(325)	A	[87/5]
C ₉ H ₁₆ O ₂	oxo-2-cyclodecanone (nonanolactone) (352–381) (352–381)	54.5±0.2	(366)	MM	[6008-27-1] [91/7]
		59.0±1.3	(298)	MM	[91/7]

TABLE 6. Enthalpies of vaporization of organic compounds, 1880–2002—Continued

Molecular formula	Compound (Temperature range/K)	$\Delta_{\text{vap}}H_m$ (kJ mol ⁻¹)	Mean temperature (T_m /K)	Method	CAS registry number Reference
C ₉ H ₁₆ O ₂	(333–383)	60.9	(348)	A	[87/5]
	2,6-dimethyl-3,5-heptanedione				[18362-64-6]
C ₉ H ₁₆ O ₂		56.1	(298)		[78/18]
	pentyl methacrylate				[2849-98-1]
C ₉ H ₁₆ O ₃	(339–456)	47.6	(354)	A	[87/5]
	butyl levulinate				[2052-15-5]
C ₉ H ₁₆ O ₃	(338–511)	55.5	(373)	A	[87/5]
		56.0	(452)		[31/1]
C ₉ H ₁₆ O ₃		51.0	(408)	A	[2052-15-5]
	sec-butyl levulinate				[87/5]
C ₉ H ₁₆ O ₃		61.5	(353)	A	[3757-32-2]
	isobutyl levulinate				[87/5][47/5]
C ₉ H ₁₆ O ₄		54.7	(444)		[31/1]
	2-acetoxypionic acid, butyl ester				
C ₉ H ₁₆ O ₄	(325–485)	63.2	(340)	A	[87/5]
	3-acetoxypionic acid, butyl ester				[40326-38-3]
C ₉ H ₁₆ O ₄	(373–391)	75.4	(382)	A	[87/5]
	diethyl glutarate				[818-38-2]
C ₉ H ₁₆ O ₄	(338–510)	55.7	(353)	A	[87/5][47/5]
	ethylmalonic acid, diethyl ester				[133-13-1]
C ₉ H ₁₆ O ₄		55.3	(338)	A	[87/5][47/5]
	nonanedioic acid (azelaic acid)				[123-99-9]
C ₉ H ₁₆ O ₅	(451–630)	89.3	(466)	A	[87/5][47/5]
	butyl[1-(methoxycarbonyl)ethyl] carbonate				
C ₉ H ₁₆ O ₅	(349–510)	61.7	(364)	A	[87/5]
	isobutyl[1-(methoxycarbonyl)ethyl] carbonate				
C ₉ H ₁₆ O ₅	(340–501)	59.1	(355)	A	[87/5]
	2-lactoylpropionic acid, propyl ester				
C ₉ H ₁₆ O ₅	(327–397)	73.5	(342)	A	[87/5]
	methyl[1-(butoxycarbonyl)ethyl] carbonate				
C ₉ H ₁₆ O ₅	(311–503)	60.2	(326)	A	[87/5]
C ₉ H ₁₇ N	<i>trans</i> (R,S)-decahydroquinoline				[767-92-0]
	(325–525)	50.4	(340)	EB, IPM	[94/17]
	(325–525)	47.6	(380)	EB, IPM	[94/17]
	(325–525)	45.0	(420)	EB, IPM	[94/17]
	(325–525)	42.3	(460)	EB, IPM	[94/17]
C ₉ H ₁₇ N		39.5	(500)	EB,IPM	[94/17]
	octyl cyanide				[2243-27-8]
C ₉ H ₁₇ NO ₃	(328–503)	56.8	(343)	A	[87/5]
	(<i>dl</i>) N-acetylvaline ethyl ester				[56430-36-5]
C ₉ H ₁₇ NO ₃ S	(382–466)	67.7	(397)	A	[87/5]
	(<i>dl</i>) N-acetylmethionine ethyl ester				[33280-93-2]
C ₉ H ₁₈	(432–519)	81.6	(447)	A	[87/5][99/16]
	butylcyclopentane				[2040-95-1]
	(413–432)	39.4	(422)	A	[87/5]
		43.8±0.1	(328)	C	[81/14]
		42.7±0.1	(343)	C	[81/14]
		41.6±0.1	(358)	C	[81/14]
C ₉ H ₁₈		40.9±0.1	(368)	C	[81/14]
		46.0	(298)		[71/28]
C ₉ H ₁₈	<i>cis</i> 1-ethyl-3-methylcyclohexane				[19489-10-2]
	(373–465)	39.0	(388)	A	[87/5]
C ₉ H ₁₈	isopropylcyclohexane				[696-29-7]
	(295–431)	44.1	(310)	A	[87/5]
C ₉ H ₁₈	(344–429)	41.1	(359)		[49/6]
	propylcyclohexane				[1678-92-8]
		42.8±0.5	(298)	GC	[87/17]
		44.7±0.4	(298)	GCC	[78/16]
		45.2	(298)		[71/28]
		45.2	(298)	C	[47/7]
C ₉ H ₁₈	(346–431)	41.7	(361)	A, MM	[87/5][47/5]
					[49/6]
C ₉ H ₁₈	1,1,3-trimethylcyclohexane				[3073-66-3]
	(348–411)	37.7	(363)	A	[87/5]

TABLE 6. Enthalpies of vaporization of organic compounds, 1880–2002—Continued

Molecular formula	Compound (Temperature range/K)	$\Delta_{\text{vap}}H_m$ (kJ mol ⁻¹)	Mean temperature (T_m /K)	Method	CAS registry number Reference
C ₉ H ₁₈	(327–410)	38.6	(342)		[62/24][84/9]
	(328–411)	38.4	(343)		[49/6]
C ₉ H ₁₈	1,1,4-trimethylcyclohexane	45.6			[7094-27-1] [95/31]
C ₉ H ₁₈	<i>cis</i> 1,3,5-trimethylcyclohexane (318–410)	38.3	(333)	A	[1795-27-3] [87/5]
C ₉ H ₁₈	2,6-dimethyl-1-heptene (273–306)	46.3±0.5	(290)	GS	[3074-78-0] [00/7]
C ₉ H ₁₈	(273–306)	45.9±0.5	(298)	GS	[00/7]
	1-nonene (278–318)	44.7±0.2	(298)	GS	[124-11-8] [00/7]
C ₉ H ₁₈	(339–423)	45.5	(298)		[71/28]
	42.0		(354)	A, MM	[87/5][50/6]
C ₉ H ₁₈	<i>cis</i> 2-nonene (379–424)	40.7	(394)	A	[6434-77-1] [87/5]
C ₉ H ₁₈	<i>trans</i> 2-nonene (379–422)	40.8	(394)	A	[6434-78-2] [87/5]
C ₉ H ₁₈	<i>cis</i> 3-nonene (376–422)	40.3	(391)	A	[20237-46-1] [87/5]
C ₉ H ₁₈	<i>trans</i> 3-nonene (377–421)	40.6	(392)	A	[20063-92-7] [87/5]
C ₉ H ₁₈	<i>cis</i> 4-nonene (376–421)	40.1	(391)	A	[10405-84-2] [87/5]
C ₉ H ₁₈	<i>trans</i> 4-nonene (376–420)	40.4	(391)	A	[10405-85-3] [87/5]
C ₉ H ₁₈ Br ₂	1,1-dibromononane (427–591)	59.5	(442)	A, EST	[62168-27-8] [87/5][56/16] [70/14][99/16]
C ₉ H ₁₈ Cl ₂	1,1-dichlorononane (420–490)	62.3	(298)		[821-88-5] [87/12][91/2]
	(398–556)	54.0	(413)	A, EST	[87/5][56/16] [70/14][99/16]
C ₉ H ₁₈ Cl ₂	1,2-dichlorononane (430–510)	52.1	(443)		[56375-96-3] [99/16]
	(430–510)	62.1	(298)		[86/5][91/2]
C ₉ H ₁₈ F ₂	1,1-difluorononane (347–482)	47.2	(362)	A, EST	[62127-42-8] [87/5][56/16] [70/14][99/16]
C ₉ H ₁₈ F ₂	2,2-difluorononane (279–313)	46.7±0.2	(298)	GS	[97/14]
C ₉ H ₁₈ N ₂	2-(diethylamino)pentanenitrile (283–318)	57.4±0.4			[19340-91-9] [97/10]
	(283–326)	58.8	(298)	A	[87/5]
C ₉ H ₁₈ O	1-butylcyclopentanol (359–466)	63.5	(374)	A	[1462-97-1] [87/5]
C ₉ H ₁₈ O	2,2,4,4-tetramethyl-3-pentanone	45.5±0.4	(298)	C	[815-24-7] [77/7]
		45.4±0.1	(298)	C	[70/18]
C ₉ H ₁₈ O		45.4±0.1	(298)	C	[66/2]
	2,6-dimethyl-4-heptanone	49.8±0.1	(308)	C	[108-83-8] [92/8]
		49.3±0.1	(313)	C	[92/8]
		48.4±0.1	(323)	C	[92/8]
		47.9±0.1	(328)	C	[92/8]
		47.1±0.1	(338)	C	[92/8]
		46.6±0.1	(343)	C	[92/8]
		46.1±0.1	(348)	C	[92/8]
		45.2±0.1	(358)	C	[92/8]
	(322–471)	51.0	(298)		[75/8]
	50.9±0.1	(298)	C	[70/18]	
	46.8	(351)	A, MM	[87/5][47/8]	
C ₉ H ₁₈ O	1-(1-methylcyclohexyl)ethanol (358–408)	55.5	(373)	A	[87/5]
C ₉ H ₁₈ O	nonanal				[124-19-6]

TABLE 6. Enthalpies of vaporization of organic compounds, 1880–2002—Continued

Molecular formula	Compound (Temperature range/K)	$\Delta_{\text{vap}}H_m$ (kJ mol ⁻¹)	Mean temperature (T_m /K)	Method	CAS registry number Reference
C ₉ H ₁₈ O	(323–343)	55.2	(298)	CGC	[96/7][00/10]
	(313–353)	58.9	(298)	CGC	[95/21]
	(306–458)	51.1	(321)	A	[87/5]
		56.3±0.2	(298)		[81/18]
	2-nonanone				[925-78-0]
	(285–454)	55.6	(300)		[99/27]
C ₉ H ₁₈ O	(335–468)	52.6	(350)	A	[87/5]
		56.6±0.6	(298)	GCC	[79/7]
		56.4±0.1	(298)	C	[77/2]
	(342–545)	56.4	(298)		[75/8]
	(335–437)	52.7	(348)		[66/12]
	5-nonanone				[502-56-7]
C ₉ H ₁₈ O	(443–486)	44.7	(458)	A	[87/5]
		54.9±0.4	(298)	GCC	[79/7]
	(357–468)	49.7	(372)	A	[87/5][75/8]
		55.0	(298)		[75/8]
		53.3±0.1	(298)	C	[70/19]
		40.2	(298)	A	[87/5][37/9]
C ₉ H ₁₈ O	3,3,5-trimethylcyclohexanol				[116-02-9]
C ₉ H ₁₈ O	(343–473)	61.8	(358)	A	[87/5]
	2,2,5-trimethyl-4-hexene-1-ol				[53965-16-5]
C ₉ H ₁₈ O ₂	(323–373)	61.5	(338)	A	[87/5]
	2-butoxy-3-pentanone				[22432-66-2]
C ₉ H ₁₈ O ₂	(333–398)	39.8	(348)	A	[87/5]
	2-butyl-1,3-dioxepane				[22432-66-2]
C ₉ H ₁₈ O ₂	(325–358)	57.4	(340)	A	[87/5]
	2-ethylheptanoic acid				[3274-29-1]
C ₉ H ₁₈ O ₂	(386–475)	63.4	(401)	A, EB	[87/5][60/22]
	2-methyl-2-pentyl-1,3-dioxolane				[4352-95-8]
C ₉ H ₁₈ O ₂	(278–318)	54.0±0.3	(298)	GS	[98/21][02/32]
	2,2-diisopropyl-1,3-dioxolane				[4421-10-7]
C ₉ H ₁₈ O ₂	(278–318)	49.9±0.3	(293)	GS	[98/21][02/32]
	2-hexyl-1,3-dioxolane				[1708-34-5]
C ₉ H ₁₈ O ₂	(325–353)	55.0	(339)	A	[87/5]
	methyl 2,4,4-trimethylpentanoate				[64198-22-7]
C ₉ H ₁₈ O ₂	(278–318)	48.4±0.2	(298)	GS	[96/11]
	butyl pivalate				[5129-37-3]
C ₉ H ₁₈ O ₂	(274–313)	50.4±0.3	(298)	GS	[96/11]
	isobutyl isovalerate				[589-59-3]
C ₉ H ₁₈ O ₂	(289–442)	47.3	(304)	A	[87/5][47/5]
	isopentyl butyrate				[106-27-4]
C ₉ H ₁₈ O ₂	(294–452)	47.4	(309)	A	[87/5][47/5]
	isopentyl isobutyrate				[2050-01-3]
C ₉ H ₁₈ O ₂	(287–442)	47.4	(302)	A	[87/5][47/5]
	isopropyl caproate				[2311-46-8]
C ₉ H ₁₈ O ₂	(307–383)	51.6	(322)	A	[87/5]
	methyl octanoate (methyl caprylate)				[111-11-5]
		53.3	(350)		[02/27]
		52.6±0.1	(363)		[02/27]
		56.9±0.1	(298)		[02/27]
		54.7±0.6	(298)	GC	[87/17]
		57.3±0.4	(298)	GCC	[80/5]
		57.9±0.4	(298)	C	[77/7]
		56.4±0.5	(298)	C	[77/1]
	(347–470)	52.4	(362)	A, EST	[87/5][63/16]
	(373–419)	50.8	(388)		[61/6][84/9]
	(307–350)	55.2	(322)	MG, OM	[52/13]
C ₉ H ₁₈ O ₂	nonanoic acid				[112-05-0]
	(381–528)	76.9	(396)	A	[87/5]
	(292–313)	85.3±2.0	(304)	ME, TE	[82/4]
	(293–303)	82.4±0.4	(298)		[68/20]
	(387–483)	64.2		EB	[60/22]
C ₉ H ₁₈ O ₂	propyl caproate				[626-77-7]
	(315–394)	52.8	(330)	A	[87/5]

TABLE 6. Enthalpies of vaporization of organic compounds, 1880–2002—Continued

Molecular formula	Compound (Temperature range/K)	$\Delta_{\text{vap}}H_m$ (kJ mol ⁻¹)	Mean temperature (T_m /K)	Method	CAS registry number Reference
C ₉ H ₁₈ O ₂	(315–394) heptyl acetate	52.1	(330)		[61/6][84/9] [112-06-1]
		56.9	(298)	GC	[97/13]
C ₉ H ₁₈ O ₂	(387–478) <i>tert</i> -amyl butyrate	49.2	(402)	DTA	[80/8] [2050-00-2]
	(278–308) butyl 2-methylbutanoate	50.8±0.6	(298)	GS	[96/11]
C ₉ H ₁₈ O ₂	(278–313) butyl 2-methylbutanoate	50.6±0.5	(298)	GS	[15706-73-7] [96/11]
C ₉ H ₁₈ O ₃	2-butoxypropionic acid, ethyl ester (348–438)	80.3	(363)	A	[87/5]
C ₉ H ₁₈ O ₃	3-ethoxypropionic acid, butyl ester (346–479)	51.8	(361)	A	[14144-35-5] [87/5]
C ₉ H ₁₈ O ₃	3-hydroxypropionic acid, hexyl ester (408–432)	69.6	(420)	A	[87/5]
C ₉ H ₁₈ O ₃	lactic acid, hexyl ester (307–494)	67.4	(322)	A	[20279-51-0] [87/5]
C ₉ H ₁₈ O ₃	3-methoxypropionic acid, pentyl ester (322–485)	53.3	(337)	A	[10500-16-0] [87/5]
C ₉ H ₁₈ O ₃	3-propoxypropionic acid, propyl ester (317–484)	50.9	(332)	A	[14144-41-3] [87/5]
C ₉ H ₁₉ Br	1-bromononane (376–525)	53.1	(391)		[693-58-3] [99/16]
	(391–549)	52.2	(406)	A, EST	[87/5][61/13] [70/14]
					[2473-01-0] [99/16]
C ₉ H ₁₉ Cl	1-chlorononane (363–509)	51.5	(378)		[84/9][91/2]
	(340–480)	55.9	(298)		[87/5][69/5]
	(342–478)	53.4	(357)	A, DTA	[463-18-3] [94/17]
C ₉ H ₁₉ F	1-fluorononane (278–313)	50.8±0.9	(298)	GS	[87/5][61/13]
	(333–473)	46.8	(348)	A, EST	[70/14][99/16] [4282-42-2]
					[99/16]
C ₉ H ₁₉ I	1-iodononane (391–551)	54.6	(406)		[87/5][70/14]
	(408–577)	53.5	(423)	A	[47/5]
	(343–493)	64.3	(358)		[97/21]
C ₉ H ₁₉ N	2,2,6,6-tetramethylpiperidine (288–313)	44.5±0.5	(300)		[4945-48-6] [98/12]
C ₉ H ₁₉ N	N-butylpiperidine (275–313)	49.2±0.2	(294)	GS	[98/12]
	(275–313)	48.9±0.2	(298)	GS	[98/12]
C ₉ H ₁₉ N	N,N-diethyl-4-pentenylamine (338–430)	41.5	(353)	A	[13173-21-2] [87/5]
C ₉ H ₁₉ NO	1-(cyclohexylamino)-2-propanol (423–512)	56.6	(438)	A	[103-00-4] [87/5][84/9] [59/1]
C ₉ H ₁₉ NO	nonanamide (353–370)	114.8	(361)	A	[1120-07-6] [87/5]
C ₉ H ₁₉ NO ₂	heptylcarbamic acid, methyl ester (368–408)	109.8	(383)	A	[35601-84-4] [87/5]
C ₉ H ₁₉ NO ₂	propyl 2-(N,N-dimethylamino)-2-methylpropanoate (282–318)	54.0±0.5	(298)	GS	[96/20]
C ₉ H ₁₉ NO ₂	ethyl 2-(N,N-diethylamino)-2-propanoate (283–313)	54.9±0.6	(298)	GS	[96/20]
C ₉ H ₂₀	nonane				[111-84-2]
		46.7	(299)	C	[96/22]
		46.0	(314)	C	[96/22]
		46.6±0.2	(298)	C	[96/18]
		46.6	(298)		[94/12]
	(322–413)	43.9	(337)		[86/13]
		44.3	(328)	C	[84/8]
		43.2	(343)	C	[84/8]
		42.1	(358)	C	[84/8]
	46.4	(298)		[71/28]	

TABLE 6. Enthalpies of vaporization of organic compounds, 1880–2002—Continued

Molecular formula	Compound (Temperature range/K)	$\Delta_{\text{vap}}H_m$ (kJ mol ⁻¹)	Mean temperature (T_m /K)	Method	CAS registry number Reference
	(219–308)	48.3	(234)	A	[87/5][73/11]
		46.4	(298)	C	[47/7]
	(344–426)	42.7	(359)	A, MM	[87/5][45/2] [49/6]
C ₉ H ₂₀	2-methyloctane (305–417)	43.2	(320)	A	[3221-61-2] [87/5]
C ₉ H ₂₀	3-methyloctane	44.9	(298)		[71/28][61/30] [2216-33-3]
C ₉ H ₂₀	4-methyloctane	44.9	(298)		[71/28][61/30] [2216-34-4]
C ₉ H ₂₀	3-ethylheptane	44.5	(298)		[71/28][61/30] [15869-80-4]
C ₉ H ₂₀	4-ethylheptane	44.5	(298)		[71/28][61/30] [2216-32-2]
C ₉ H ₂₀	2,2-dimethylheptane	44.1	(298)		[61/30] [1071-26-7]
C ₉ H ₂₀	2,3-dimethylheptane	42.3	(298)		[71/28][61/30] [3074-71-3]
C ₉ H ₂₀	2,4-dimethylheptane	43.6	(298)		[71/28][61/30] [2213-23-2]
C ₉ H ₂₀	2,5-dimethylheptane	42.9	(298)		[71/28][61/30] [2216-30-0]
C ₉ H ₂₀	2,6-dimethylheptane	43.3	(298)		[71/28][61/30] [1072-05-5]
C ₉ H ₂₀	3,3-dimethylheptane	43.3	(298)		[71/28][61/30] [4032-86-4]
C ₉ H ₂₀	3,4-dimethylheptane	42.6	(298)		[71/28][61/30] [922-28-1]
C ₉ H ₂₀	3,5-dimethylheptane	43.6	(298)		[71/28][61/30] [926-82-9]
C ₉ H ₂₀	4,4-dimethylheptane	43.3	(298)		[71/28] [1068-19-5]
C ₉ H ₂₀	3,3-diethylpentane	42.2	(298)		[71/28][61/30] [1067-20-5]
		42.6 ± 0.3	(298)	GCC	[79/17]
		43.6	(298)		[71/28][61/30]
C ₉ H ₂₀	(335–426) 2-methyl-3-ethylhexane	39.8	(350)	A	[87/5][49/6] [16789-46-1]
C ₉ H ₂₀		43.2	(298)		[61/30]
C ₉ H ₂₀	2-methyl-4-ethylhexane	42.9	(298)		[3074-75-7] [61/30]
C ₉ H ₂₀	3-methyl-3-ethylhexane	42.9	(298)		[3074-76-8] [61/30]
C ₉ H ₂₀	3-methyl-4-ethylhexane	43.6	(298)		[61/30]
C ₉ H ₂₀	2,2,3-trimethylhexane (238–303)	42.2	(288)	IPM	[16747-25-4] [74/11]
		41.7	(298)		[71/28][61/30]
C ₉ H ₂₀	2,2,4-trimethylhexane (288–410)	39.5	(303)	A	[16747-26-5] [87/5]
	(238–393)	41.0	(278)	A	[87/5]
	(238–303)	40.5	(288)	IPM	[74/11]
		40.7	(298)		[71/28]
C ₉ H ₂₀	2,2,5-trimethylhexane (288–399)	40.1	(303)	A	[3522-94-9] [87/5]
	(238–303)	41.1	(288)	A, IPM	[87/5][74/11]
		40.2	(298)		[71/28]
	(319–398)	38.5	(334)		[49/6]
		40.2	(298)	C	[47/7]
C ₉ H ₂₀	2,3,3-trimethylhexane (238–303)	44.2	(253)	A	[16747-28-7] [87/5]
	(288–422)	39.4	(303)	A	[87/5]
		42.1	(298)		[71/28][61/30]
C ₉ H ₂₀	2,3,4-trimethylhexane				[921-47-1]

TABLE 6. Enthalpies of vaporization of organic compounds, 1880–2002—Continued

Molecular formula	Compound (Temperature range/K)	$\Delta_{\text{vap}}H_m$ (kJ mol ⁻¹)	Mean temperature (T_m /K)	Method	CAS registry number Reference
C ₉ H ₂₀	2,3,5-trimethylhexane	42.7	(298)		[71/28][61/30] [1069-53-0]
		41.4	(298)		[71/28]
		41.4	(298)	C	[47/7]
C ₉ H ₂₀	2,4,4-trimethylhexane (323–406)	41.1	(298)		[16747-30-0] [71/28][61/30]
		38.5	(338)	A	[87/5][49/6]
C ₉ H ₂₀	3,3,4-trimethylhexane				[16747-31-2] [71/28][61/30]
C ₉ H ₂₀	2,2-dimethyl-3-ethylpentane	42.2	(298)		[16747-32-3] [71/28][61/30]
C ₉ H ₂₀	2,3-dimethyl-3-ethylpentane	41.7	(298)		[16747-33-4] [71/28][61/30]
C ₉ H ₂₀	2,4-dimethyl-3-ethylpentane	42.7	(298)		[1068-87-7] [71/28][61/30]
C ₉ H ₂₀	2,2,3,3-tetramethylpentane (328–415)	42.3	(298)		[7154-79-2] [71/28][61/30]
		41.2	(298)		[71/28][61/30]
C ₉ H ₂₀	2,2,3,4-tetramethylpentane (325–413)	39.2	(343)	A	[87/5][49/6] [1186-53-4]
		40.8	(298)		[71/28][61/30]
C ₉ H ₂₀	2,2,4,4-tetramethylpentane (313–397) (331–375) (375–422)	38.4	(340)	A	[87/5][49/6] [1070-87-7]
		38.5 ± 0.1	(298)	C	[82/6]
		38.5 ± 0.3	(298)	GCC	[79/17]
		38.2	(298)		[71/28][61/30]
		37.2	(328)	A	[87/5][49/6]
		36.5	(346)	EB	[41/9][84/9]
C ₉ H ₂₀	2,3,3,4-tetramethylpentane (331–416)	34.8	(390)		[41/9] [16747-38-9]
		41.8	(298)		[71/28][61/30]
C ₉ H ₂₀ ClF ₃ N ₂ S	chlorobis(N-ethylethanaminato)(trifluoromethyl) sulfur	39.3	(346)	A	[87/5][49/6] [63265-72-5]
C ₉ H ₂₀ ClF ₃ N ₂ OS	chlorobis(N-ethylethanaminato)oxo(trifluoromethyl) sulfur	39.8	(479)	I	[77/15] [63265-74-7]
C ₉ H ₂₀ N ₂ S	1,3-dibutylthiourea (368–403)	44.4	(486)	I	[77/15] [109-46-6]
C ₉ H ₂₀ O	1-nonanol (368–403) (373–423) (273–323) (368–500) (381–495) (425–494) (368–487) (365–487)	105 ± 2.0	(386)	ME, TE	[94/21] [143-08-8]
		72.2	(298)	CGC	[00/10]
		76.7	(298)	CGC	[95/21]
		77.4	(298)		[92/14]
		65.0	(383)	A	[87/5]
		62.9	(396)	A	[87/5]
		76.9 ± 0.8	(298)	C	[77/1]
		59.7	(440)	EB	[76/13]
		64.5	(383)		[73/26]
		65.5	(380)	DTA	[69/5]
		C ₉ H ₂₀ O	2-nonanol (253–353) (364–471)	79.6	(268)
55.5	(379)				[73/26]
					[73/26]
C ₉ H ₂₀ O	3-nonanol (263–363) (366–468)	75.5	(278)		[624-51-1] [99/11]
		57.1	(381)		[73/26]
					[73/26]
C ₉ H ₂₀ O	2-methyl-2-octanol (338–451)	64.6	(353)		[628-44-4] [73/26]
C ₉ H ₂₀ O	2-methyl-3-octanol (388–453)	49.5	(403)		[26533-34-6] [73/26]
C ₉ H ₂₀ O	3-methyl-3-octanol (353–388)	53.2	(368)		[5340-36-3] [73/26]
C ₉ H ₂₀ O	2,2-dimethyl-4-heptanol (320–445)	50.2	(335)		[73/26]
C ₉ H ₂₀ O	2,6-dimethyl-4-heptanol (363–453) (374–452)	54.5	(378)		[108-82-7] [73/26]
		52.8	(389)	A, MM	[87/5][47/8]

TABLE 6. Enthalpies of vaporization of organic compounds, 1880–2002—Continued

Molecular formula	Compound (Temperature range/K)	$\Delta_{\text{vap}}H_m$ (kJ mol ⁻¹)	Mean temperature (T_m /K)	Method	CAS registry number Reference
C ₉ H ₂₀ O	2,2,3-trimethyl-3-hexanol (343–441)	55.1	(358)		[5340-41-0] [73/26]
C ₉ H ₂₀ O	2,4-dimethyl-3-ethyl-3-pentanol (369–451)	50.0	(384)		[3970-59-0] [73/26]
C ₉ H ₂₀ O	2,2,3,4-tetramethyl-3-pentanol (329–448)	60.8	(344)		[29772-39-2] [73/26]
C ₉ H ₂₀ O	butyl 1,1-dimethylpropyl ether (278–308)	46.1 ± 0.3	(298)	GS	[3249-47-6] [96/11]
C ₉ H ₂₀ O	2-methoxy-2,4,4-trimethylpentane (381–418)	38.5	(396)		[01/14]
C ₉ H ₂₀ O	methyl <i>tert</i> -octyl ether	45.3	(298)		[U/2][02/32]
C ₉ H ₂₀ O	pentyl <i>tert</i> -butyl ether	48.3	(298)		[10100-95-5] [U/2][02/32]
	(319–365)	43.7	(334)	EB	[90/15]
	(319–365)	46.9 ± 1.0	(298)	EB	[90/15]
C ₉ H ₂₀ O	isobutyl <i>tert</i> -amyl ether	46.3	(298)		[U/2][02/32]
C ₉ H ₂₀ O	sec-butyl <i>tert</i> -amyl ether	46.8	(298)		[U/2][02/32]
C ₉ H ₂₀ O	butyl <i>tert</i> -amyl ether	48.3	(298)		[U/2][02/32]
C ₉ H ₂₀ O ₂	2,6,6-trimethyl-5-oxa-2-heptanol (329–454)	53.3	(344)		[68/16][84/9]
C ₉ H ₂₀ O ₂	dibutoxymethane (366–452)	47.9	(381)	EB	[00/17]
C ₉ H ₂₀ O ₂	1-butoxy-2-propoxyethane	54.7 ± 0.1	(298)	C	[18854-58-5] [70/17]
C ₉ H ₂₀ O ₂	2-butyl-2-ethyl-1,3-propanediol (424–523)	74.3 ± 0.3	(420)	EB	[115-84-4] [02/14]
	(424–523)	67.2 ± 0.3	(460)	EB	[02/14]
	(424–523)	61.4 ± 0.6	(500)	EB	[02/14]
C ₉ H ₂₀ O ₂	4- <i>tert</i> -butoxy-2-methyl-2-butanol (367–483)	61.5	(382)	A	[22419-28-9] [87/5]
C ₉ H ₂₀ O ₂	2,2,4-trimethyl-1,6-hexanediol (419–541)	68.0	(434)	A	[3089-24-5] [87/5]
C ₉ H ₂₀ O ₃	dipropylene glycol isopropyl ether (319–479)	55.0	(334)	A	[87/5][47/5]
C ₉ H ₂₀ O ₄	tripropylene glycol (369–541)	63.3	(384)	A	[87/5]
C ₉ H ₂₀ S	1-nonanethiol (390–494)	52.6	(405)	A	[1455-21-6] [87/5][99/16] [32/2]
C ₉ H ₂₀ S	2-nonanethiol (379–482)	50.3	(394)		[13281-11-3] [99/16][32/2]
C ₉ H ₂₀ S ₂	1,9-nonanedithiol (418–557)	63.6	(433)	A	[3489-28-9] [87/5][99/16] [43/6]
C ₉ H ₂₁ N	N-methyl octylamine (365–508)	49.2	(380)	A	[2439-54-5] [87/5]
C ₉ H ₂₁ N	nonylamine (377–478)	50.7	(392)	A	[112-20-9] [87/5]
C ₉ H ₂₁ N	tripropylamine (341–475)	45.6	(356)	A	[102-69-2] [87/5]
		46.2 ± 0.1	(298)	C	[69/2]
C ₉ H ₂₁ NO ₃	triisopropanolamine (428–573)	73.7	(443)	A	[122-20-3] [87/5]
C ₉ H ₂₁ O ₄ P	tripropylphosphate (394–525)	56.7	(409)	A	[513-08-6] [87/5]
C ₉ H ₂₁ P	tripropylphosphine (324–368)	39.4 ± 0.2	(346)		[2234-97-1] [01/9]
C ₉ H ₂₂ ClN ₂ PS	P-(chloromethyl)-N,N'-bis(1-methylpropyl)phosphorothioic diamide (333–368)	66.8	(348)	A	[58023-20-4] [87/5][99/16]
C ₁₀ Cl ₈	octachloronaphthalene				[2234-13-1]

TABLE 6. Enthalpies of vaporization of organic compounds, 1880–2002—Continued

Molecular formula	Compound (Temperature range/K)	$\Delta_{\text{vap}}H_m$ (kJ mol ⁻¹)	Mean temperature (T_m /K)	Method	CAS registry number Reference
C ₁₀ Cl ₁₂	(323–423) Mirex	96.1	(373)	GC	[99/9] [2385-85-5]
	(343–453) perfluorobicyclo[4.4.0]dec-1,6-diene	90.3	(398)	GC	[90/2]
C ₁₀ F ₁₆		45.3 ± 0.1	(298)	C	[96/26]
C ₁₀ F ₁₈	perfluoro(<i>cis</i> -decahydronaphthalene) (313–415)	43.9	(328)		[60433-11-6] [99/16]
		46.2 ± 0.1	(298)	C	[96/26]
		46.7 ± 0.6	(298)	EB	[81/23]
		46.2 ± 0.1	(298)	C	[81/23]
C ₁₀ F ₁₈	perfluoro(<i>trans</i> -decahydronaphthalene) (315–417)	43.3	(330)		[60433-12-7] [99/16]
		45.4 ± 0.1	(298)	C	[96/26]
		45.9 ± 0.6	(298)	EB	[81/23]
		45.4 ± 0.1	(298)	C	[81/23]
C ₁₀ F ₂₀	perfluoro-1-decene (315–399)	42.3	(330)		[35328-43-9] [99/16]
		45.2 ± 0.6	(298)	EB	[81/23]
C ₁₀ F ₂₀	perfluoro(1-methyl-4-isopropyl)cyclohexane (339–418)	42.7	(354)		[116667-53-9] [99/16]
		46.7 ± 0.5	(298)	EB	[81/23]
C ₁₀ F ₂₀	perfluoro(isobutyl)cyclohexane (327–415)	43.4	(342)		[132868-02-1] [99/16]
		46.3 ± 0.6	(298)	EB	[81/23]
		46.7 ± 0.1	(298)	C	[81/23]
C ₁₀ F ₂₀ N ₂ S	2,2,3,3,4,4,5,5-octafluoro-1,1,2,3,4,5-hexahydro-1-[[2,2,2-trifluoro-1-(trifluoromethyl)-1-[[2,2,2-trifluoro-1-(trifluoromethyl)ethylidene]-amino]ethyl]imino]thiophene	29.3	(389)		[77984-27-1] [81/15]
C ₁₀ F ₂₂	perfluorodecane (404–543)	34.0	(420)	A	[307-45-9] [87/5][67/18] [99/16]
					[464-36-8]
C ₁₀ F ₂₂ O	<i>bis</i> (undecafluoropentyl)ether (337–411)	49.9 ± 1.5	(298)	EB	[89/13]
		49.5 ± 0.1	(298)	C	[89/13]
	(288–313)	51.5	(300)	A	[87/5][99/16]
		47.3 ± 0.8	(298)	EB	[76/7]
C ₁₀ HCl ₅ F ₁₄ O ₂	2,2,3,3,4,4,5,5,6,6,7,8,8,9,10,10-tetradecafluoro-3,5,7,9,10-penta-chlorodecanoic acid (373–578)	80.6	(388)	A	[335-74-0] [87/5][57/17] [99/16]
C ₁₀ HCl ₇	1,2,3,4,5,6,7-heptachloronaphthalene (323–423)	90.6	(373)	GC	[58863-14-2] [99/9]
C ₁₀ H ₂ Cl ₆	1,2,4,5,6,8-hexachloronaphthalene (323–423)	85.3	(373)	GC	[90948-28-0] [99/9]
C ₁₀ H ₂ Cl ₆	1,2,3,5,7,8-hexachloronaphthalene (323–423)	85.0	(373)	GC	[103426-94-4] [99/9]
C ₁₀ H ₂ Cl ₆	1,2,3,5,6,7-hexachloronaphthalene (323–423)	84.5	(373)	GC	[103426-97-7] [99/9]
C ₁₀ H ₂ Cl ₆	1,2,3,4,6,7-hexachloronaphthalene (323–423)	84.5	(373)	GC	[103426-96-6] [99/9]
C ₁₀ H ₂ O ₆	pyromellitic acid dianhydride (641–665)	79.6	(576)	A	[89-32-7] [87/5]
C ₁₀ H ₃ Cl ₅	1,2,3,5,8-pentachloronaphthalene (323–423)	80.5	(373)	GC	[150224-24-1] [99/9]
	1,2,3,5,7-pentachloronaphthalene (323–423)	78.2	(373)	GC	[53555-65-0] [99/9]
C ₁₀ H ₃ Cl ₅	1,2,3,4,6-pentachloronaphthalene (323–423)	78.9	(373)	GC	[67922-26-3] [99/9]
C ₁₀ H ₄ Cl ₄	1,2,4,7-tetrachloronaphthalene (323–423)	72.1	(373)	GC	[67922-21-8] [99/9]
	1,2,3,5-tetrachloronaphthalene (323–423)	73.4	(373)	GC	[53555-63-8] [99/9]
C ₁₀ H ₄ Cl ₄	1,2,3,4-tetrachloronaphthalene (323–423)	73.2	(373)	GC	[20020-02-4] [99/9]
C ₁₀ H ₅ Cl ₃	1,2,3-trichloronaphthalene				[50402-52-3]

TABLE 6. Enthalpies of vaporization of organic compounds, 1880–2002—Continued

Molecular formula	Compound (Temperature range/K)	$\Delta_{\text{vap}}H_m$ (kJ mol ⁻¹)	Mean temperature (T_m /K)	Method	CAS registry number Reference
C ₁₀ H ₅ Cl ₇	(323–423) Heptachlor	68.0	(373)	GC	[99/9] [76-44-8]
	(343–453)	76.5	(398)	GC	[90/2]
C ₁₀ H ₅ Cl ₉	<i>cis</i> Nonachlor (343–453)	83.8	(398)	GC	[5103-73-1] [90/2]
	<i>trans</i> Nonachlor (343–453)	85.5	(398)	GC	[39765-80-5] [90/2]
C ₁₀ H ₆ Cl ₂	1,2-dichloronaphthalene (323–423)	60.7	(373)	GC	[2050-69-3] [99/9]
	1,4-dichloronaphthalene (323–423)	58.7	(373)	GC	[1825-31-6] [99/9]
C ₁₀ H ₆ Cl ₈	<i>cis</i> Chlordane (323–409)	83.0	(338)		[5103-71-9] [99/16]
	(343–453)	82.0	(398)	GC	[90/2]
	<i>trans</i> Chlordane (373–409)	81.7	(388)		[5103-74-2] [99/16]
C ₁₀ H ₆ N ₂ O ₄	(343–453)	80.7	(398)	GC	[90/2]
	1,5-dinitronaphthalene (506–642)	74.7	(521)	A	[605-71-0] [87/5]
C ₁₀ H ₆ N ₂ O ₄	1,8-dinitronaphthalene (553–715)	78.5	(568)	A	[602-38-0] [87/5]
	C ₁₀ H ₇ Br	1-bromonaphthalene (357–555)	58.5	(372)	
(295–359)		56±6	(329)	ME	[80/7]
(469–559)		45.8	(484)	A, EB	[87/5][76/13] [99/16]
2-bromonaphthalene (330–378)		42.5	(354)		[580-13-2] [99/16]
C ₁₀ H ₇ Cl	(322–359)	40.4	(340)	ME, TE	[81/22]
	1-chloronaphthalene	64.0±0.3	(298)	GS	[90-13-1] [01/1]
	(323–423)	58.6	(373)	GC	[99/9]
C ₁₀ H ₇ Cl	(353–553)	59.6	(368)	A	[87/5][47/5]
	(400–435)	57.8	(415)	A	[87/5]
	2-chloronaphthalene (400–435)	57.9	(417)		[91-58-7] [99/16]
	(323–423)	58.5	(373)	GC	[99/9]
C ₁₀ H ₇ Cl ₇	1,4,5,6,7,8,8-heptachloro-3a,4,7,7a-tetrahydro-4,7-methanoindan (333–353)	83.8	(343)		[2589-15-3] [99/16]
	C ₁₀ H ₇ F ₅ O ₂	pentafluoropropionic acid, 3-tolyl ester (371–446)	48.3	(386)	A, EB
C ₁₀ H ₇ F ₅ O ₂		pentafluoropropionic acid, 4-tolyl ester (371–448)	48.3	(386)	A, EB
	C ₁₀ H ₇ I	1-iodonaphthalene (321–428)	78.9	(336)	
C ₁₀ H ₇ NO ₂		1-nitronaphthalene (332–580)	66.4	(347)	A
	C ₁₀ H ₈	azulene	52.8	(298)	CGC
(369–515)		53.0	(384)	A	[87/5]
(442–534)		51.2	(457)	EB	[77/10]
(373–423)		55.5	(373)		[62/25]
naphthalene (323–473)		56.1	(398)	GC	[91-20-3] [02/18]
(460–647)		53.4	(298)	CGC	[98/11]
C ₁₀ H ₈	(403–453)	45.4	(475)	DSC	[96/10]
		56.6	(298)	CGC	[95/21]
		48.7±0.3	(400)	EB	[93/11]
		46.4	(440)	EB	[93/11]
		44.0	(480)	EB	[93/11]
		41.5	(520)	EB	[93/11]
	(513–613)	44.4	(528)		[93/3]

TABLE 6. Enthalpies of vaporization of organic compounds, 1880–2002—Continued

Molecular formula	Compound (Temperature range/K)	$\Delta_{\text{vap}}H_m$ (kJ mol ⁻¹)	Mean temperature (T_m /K)	Method	CAS registry number Reference
	(418–613)	47.9	(423)	EB	[90/7]
	(352–500)	50.6	(367)	A	[87/5]
	(491–565)	44.8	(506)	A	[87/5]
	(563–663)	43.2	(578)	A	[87/5]
	(661–750)	43.3	(676)	A	[87/5]
	(441–727)	44.7	(466)		[81/21][86/15]
	(353–388)	50.3±0.2	(370)		[81/6]
	(354–453)	50.7	(369)		[68/11]
	(399–491)	49.0	(414)		[55/7]
		46.4	(441)	C	[51/7]
		48.3	(379)	I	[43/7]
	(373–473)	47.2	(423)	I	[23/1]
	(360–494)	47.7	(427)	I	[22/1]
C ₁₀ H ₈ N ₂ O ₂	1,3- <i>bis</i> (isocyanatomethyl)benzene (403–473)	46.7	(418)	A	[3634-83-1] [87/5]
C ₁₀ H ₈ N ₂ O ₂	1,4- <i>bis</i> (isocyanatomethyl)benzene (403–473)	56.9	(418)	A	[1014-98-8] [87/5]
C ₁₀ H ₈ N ₂ O ₂	benzene, ethyldiisocyanato (mixed isomers) (363–473)	60.7	(378)	A	[64711-83-7] [87/5][77/22]
C ₁₀ H ₈ O	1-naphthol (399–556)	58.5	(414)	A	[90-15-3] [87/5]
	(423–563)	60.8	(473)		[27/4]
C ₁₀ H ₈ O	2-naphthol (393–433)	76.2	(298)	CGC	[135-19-3] [95/21]
	(401–561)	59.7	(416)	A	[87/5]
	(417–561)	59.7	(432)		[55/9]
	(423–563)	61.8	(473)		[27/4]
C ₁₀ H ₉ Cl ₃ O ₃	(2,4,5-trichlorophenoxy)acetic acid, ethyl ester (444–573)	76.4	(459)	A	[1928-39-8] [87/5][99/16]
C ₁₀ H ₉ N	2-methylquinoline (quinaldine) (281–313)	66.1±1.9 61.2	(298) (297)	C GS	[91-63-4] [95/1] [80/6]
	(443–521)	54.7	(548)	A, EB	[87/5][61/11] [61/10]
C ₁₀ H ₉ N	3-methylquinoline (443–528)	55.8	(458)	A	[612-58-8] [87/5][61/11]
C ₁₀ H ₉ N	4-methylquinoline (lepidine) (463–539)	67.6±1.8 58.2	(298) (478)	C A, EB	[491-35-0] [95/1] [87/5][61/11] [61/10]
C ₁₀ H ₉ N	6-methylquinoline (453–540)	67.7±1.8 56.1	(298) (468)	C A	[91-62-3] [95/1] [87/5]
C ₁₀ H ₉ N	7-methylquinoline (493–532)	56.7	(508)	A, EB	[612-60-2] [87/5][61/10]
C ₁₀ H ₉ N	8-methylquinoline (493–523)	65.7±1.9 52.2	(298) (508)	C A, EB	[611-32-5] [95/1] [87/5][61/10]
C ₁₀ H ₉ N	1-naphthylamine (377–574)	63.6	(392)	A	[134-32-7] [87/5][47/5]
C ₁₀ H ₉ N	2-naphthylamine (388–579)	63.5	(403)	A	[91-59-8] [87/5][47/5]
C ₁₀ H ₉ NO	6-methoxyquinoline (493–523)	78.1±2.3	(298)	C	[5263-87-6] [02/35]
C ₁₀ H ₁₀	1,3-divinylbenzene (305–453)	48.3	(320)	A	[108-57-6] [87/5][47/5]
C ₁₀ H ₁₀	dicyclopentadiene (307–440)	42.4	(322)		[47/5]
C ₁₀ H ₁₀	1,2-dihydronaphthalene (274–319)	51.9±0.4 51.9±0.4	(296) (298)	GS	[447-53-0] [99/21] [99/21]
C ₁₀ H ₁₀	1,4-dihydronaphthalene (300–333)	53.2±0.4 54.2±0.4	(296) (298)	GS	[612-17-9] [99/21] [99/21]

TABLE 6. Enthalpies of vaporization of organic compounds, 1880–2002—Continued

Molecular formula	Compound (Temperature range/K)	$\Delta_{\text{vap}}H_m$ (kJ mol ⁻¹)	Mean temperature (T_m /K)	Method	CAS registry number Reference
C ₁₀ H ₁₀	diisopropenyldiacetylene	50.2			[5187-81-5] [77/25]
C ₁₀ H ₁₀ Cl ₂ O ₃	(2,4-dichlorophenoxy)acetic acid, ethyl ester (444–573)	72.6	(459)	A	[533-23-3] [87/5][99/16]
C ₁₀ H ₁₀ N ₂	1-benzylpyrazole	73.8±2.0	(298)	C	[10199-67-4] [99/5]
C ₁₀ H ₁₀ O	2-methyl-3-phenyl-2-propenal (401–556)	59.3±0.2	(400)	EB	[101-39-3] [02/16]
	(401–556)	56.3±0.2	(440)	EB	[02/16]
	(401–556)	53.4±0.2	(480)	EB	[02/16]
	(401–556)	50.5±0.4	(520)	EB	[02/16]
	(401–556)	47.7±0.6	(560)	EB	[02/16]
	(343–393)	71.5	(358)	A	[87/5]
C ₁₀ H ₁₀ O	4-phenyl-3-buten-2-one (354–534)	58.5	(369)	A	[122-57-6] [87/5][47/5]
C ₁₀ H ₁₀ O	1-tetralone (284–324)	65.0±0.3	(298)	GS	[529-34-0] [98/4]
	(388–535)	61.5	(403)	A	[87/5]
C ₁₀ H ₁₀ O ₂	cinnamic acid, methyl ester (409–557)	59.9±0.2	(420)	EB	[103-26-4] [02/16]
	(409–557)	56.9±0.2	(460)	EB	[02/16]
	(409–557)	53.8±0.3	(500)	EB	[02/16]
	(409–557)	50.5±0.5	(540)	EB	[02/16]
	(288–333)	62.4	(303)	A	[87/5]
	(350–536)	58.3	(365)	A	[87/5][47/5]
C ₁₀ H ₁₀ O ₂	1,3-diacetylbenzene (323–418)	43.2	(338)	A	[6781-42-6] [87/5]
C ₁₀ H ₁₀ O ₂	1,4-diacetylbenzene (388–431)	82.2	(403)	A	[1009-61-6] [87/5]
C ₁₀ H ₁₀ O ₂	isofafrole (393–531)	59.4	(408)	A	[120-58-1] [87/5]
C ₁₀ H ₁₀ O ₂	α -methylcinnamic acid (398–561)	78.5	(413)	A	[1199-77-5] [87/5][47/5]
C ₁₀ H ₁₀ O ₂	safrole (336–506)	54.6	(351)	A	[94-59-7] [87/5][47/5]
C ₁₀ H ₁₀ O ₂	4-carboxypentacyclo[4.3.0.0. ^{2,5} 0 ^{4,7}]nonane	82.0		C	[84/12]
C ₁₀ H ₁₀ O ₄	1,2-diacetoxybenzene (371–551)	62.9	(386)	A	[635-67-6] [87/5]
C ₁₀ H ₁₀ O ₄	dimethyl isophthalate (350–607)	77.2±0.8	(298)	EB, IPM	[1459-93-4] [96/7]
	(393–550)	60.5	(408)	A, GS	[87/5][63/13]
C ₁₀ H ₁₀ O ₄	dimethyl phthalate (466–518)	61.5	(481)	EB	[131-11-3] [99/25]
		69.4±0.1	(365)	C	[98/6]
		72.5±0.6	(344)	C	[98/6]
		74.5±0.3	(326)	C	[98/6]
	(304–371)	78.7	(319)	A	[87/5]
	(371–547)	63.7	(386)	A	[87/5]
	(377–440)	68.6	(409)		[69/1]
C ₁₀ H ₁₀ O ₄	dimethyl terephthalate (413–523)	62.0	(428)	A	[120-61-6] [87/5]
C ₁₀ H ₁₁ N	α,α -dimethylbenzylcyanide (284–323)	60.3±0.6	(303)	GS	[00/2]
	(284–323)	60.6±0.6	(298)	GS	[00/2]
C ₁₀ H ₁₁ N	α -ethylbenzylcyanide (283–313)	64.3±0.6	(298)	GS	[00/2]
C ₁₀ H ₁₃ NO ₂	2-nitro-1- <i>tert</i> -butylbenzene (278–323)	64.8±0.6	(301)	GS	[00/15]
		65.0±0.6	(298)		[00/15]
C ₁₀ H ₁₂	<i>endo</i> dicyclopentadiene (350–446)	43.6	(365)	A	[77-73-6] [87/5]
C ₁₀ H ₁₂	2,4-dimethylstyrene (307–453)	50.0	(322)	A	[2234-20-0] [87/5][47/5]

TABLE 6. Enthalpies of vaporization of organic compounds, 1880–2002—Continued

Molecular formula	Compound (Temperature range/K)	$\Delta_{\text{vap}}H_m$ (kJ mol ⁻¹)	Mean temperature (T_m /K)	Method	CAS registry number Reference
C ₁₀ H ₁₂	2,5-dimethylstyrene (302–453)	48.1	(317)	A	[2039-89-6] [87/5][47/5]
C ₁₀ H ₁₂	1-ethyl-2-vinylbenzene (363–413)	46.3	(378)	A	[7564-63-8] [87/5]
C ₁₀ H ₁₂	1-ethyl-3-vinylbenzene (343–453)	49.6	(358)	A	[7525-62-4] [87/5]
C ₁₀ H ₁₂	1-ethyl-4-vinylbenzene (341–448)	48.4	(356)	A	[3454-07-7] [87/5]
C ₁₀ H ₁₂	1,2,3,4-tetrahydronaphthalene (tetralin) (465–580)	44.1	(480)		[119-64-2] [92/2]
	(311–481)	51.1	(326)	A	[87/5]
		41.3±0.1	(498)	C	[85/10]
		37.6±0.1	(552)	C	[85/10]
		35.7±0.1	(567)	C	[85/10]
		33.9±0.1	(585)	C	[85/10]
		32.0±0.1	(604)	C	[85/10]
	(331–437)	52.1	(346)		[84/24]
	(367–479)	48.6	(382)		[47/5]
C ₁₀ H ₁₂ Cl ₄ NO ₂	P-chloromethyl-N-(1-methylethyl)amidothiophosphonic acid, O-(2,4,6-trichlorophenyl) ester (323–363)	78.3	(338)		[21844-03-1] [87/5]
C ₁₀ H ₁₂ N ₂	2-diethylamino-2-piperidinoacetonitrile (298–338)	62.8±0.4		GS	[97/10]
C ₁₀ H ₁₂ O	anethole	61.9	(298)	GC	[104-46-1] [02/37]
C ₁₀ H ₁₂ O	<i>cis</i> anethole (333–363)	68.7	(348)	A	[25679-28-1] [87/5]
C ₁₀ H ₁₂ O	<i>trans</i> anethole (333–363)	78.3	(348)	A	[4180-23-8] [87/5]
C ₁₀ H ₁₂ O	estragole (325–488)	56.3	(340)	A	[140-67-0] [87/5]
C ₁₀ H ₁₂ O	2'-ethylacetophenone (363–397)	52.8	(378)	A	[2142-64-5] [87/5]
	(293–423)	U23.7	(368)		[68/31]
C ₁₀ H ₁₂ O	4'-ethylacetophenone (294–368)	42.2	(309)	A	[937-30-4] [87/5]
	(293–423)	39.8	(368)		[68/31]
C ₁₀ H ₁₂ O	4-isopropylbenzaldehyde (cuminal) (331–505)	55.3	(346)	A	[122-03-2] [87/5][47/5]
C ₁₀ H ₁₂ O	2-methyl-3-phenylpropanal (333–373)	59.1	(348)	A	[5445-77-2] [87/5]
C ₁₀ H ₁₂ O	4'-methoxypropiphenone (332–512)	52.6	(347)	A	[5337-93-9] [87/5][47/5]
C ₁₀ H ₁₂ O	4-vinylphenetole (337–498)	59.2	(352)	A	[5459-40-5] [87/5][47/5]
C ₁₀ H ₁₂ O	4-methoxy- α -methylstyrene (308–343)	60.6±0.3	(326)	GS	[99/21]
		62.1±0.3	(298)		[99/21]
C ₁₀ H ₁₂ O ₂	acetic acid, phenethyl ester (283–318)	67.4	(298)	A	[103-45-7] [87/5]
	(422–506)	52.2	(437)	A	[87/5]
C ₁₀ H ₁₂ O ₂	methyl 2-phenylpropionate (284–318)	61.8±0.7	(301)	GS	[99/2]
	(284–318)	62.0±0.7	(298)	GS	[99/2]
C ₁₀ H ₁₂ O ₂	4-allyl-2-methoxyphenol (eugenol) (395–527)	66.3	(298)	GC	[97-53-0] [02/37]
	(285–333)	57.7	(410)	A	[87/5]
	(351–526)	66.1	(300)	ME	[87/5][59/7]
		60.3	(366)		[47/5]
C ₁₀ H ₁₂ O ₂	benzyl propionate (298–378)	59.0	(313)	A	[122-63-4] [87/5]
C ₁₀ H ₁₂ O ₂	5-allyl-2-methoxyphenol (345–527)	61.4	(371)	A	[501-19-9] [87/5]
C ₁₀ H ₁₂ O ₂	2-methoxy-4-(1-propenyl)phenol (isoeugenol) (359–540)	60.7	(374)		[57/6]

TABLE 6. Enthalpies of vaporization of organic compounds, 1880–2002—Continued

Molecular formula	Compound (Temperature range/K)	$\Delta_{\text{vap}}H_m$ (kJ mol ⁻¹)	Mean temperature (T_m /K)	Method	CAS registry number Reference
C ₁₀ H ₁₂ O ₂	<i>cis</i> isoeugenol (373–403)	69.7	(388)	A	[5912-86-7] [87/5]
C ₁₀ H ₁₂ O ₂	<i>trans</i> isoeugenol (363–420)	69.1	(378)	A	[5932-68-3] [87/5]
C ₁₀ H ₁₂ O ₂	phenylacetic acid, ethyl ester (288–328)	63.9±0.4	(308)	GS	[101-97-3] [99/2]
	(288–328)	64.5±0.4	(298)	GS	[99/2]
	(393–500)	54.0	(408)	A	[87/5]
C ₁₀ H ₁₂ O ₂	propylbenzoate (359–458)	60.2	(379)	BG	[2315-68-6] [88/2]
	(359–458)	52.7	(440)	BG	[88/2]
	(327–504)	53.8	(342)	A	[87/5][47/5]
C ₁₀ H ₁₂ O ₂	[(phenylmethoxy)methyl]oxirane	71.0±0.4			[2930-05-4] [87/14]
C ₁₀ H ₁₂ O ₃	acetic acid, (2-phenoxyethyl) ester (355–533)	56.8	(370)	A	[6192-44-5] [87/5][47/5]
C ₁₀ H ₁₂ O ₃	propyl 4-hydroxybenzoate	76.5		TGA	[94-13-3] [01/20]
C ₁₀ H ₁₂ O ₄	maleic acid, diallyl ester (392–426)	77.7	(407)	A	[999-21-3] [87/5]
C ₁₀ H ₁₃ Br	2-bromo-4-isopropyltoluene (400–510)	50.2	(415)	A	[2437-76-5] [87/5][70/14] [99/16]
C ₁₀ H ₁₃ Br	3-bromo-4-isopropyltoluene (400–510)	48.3	(415)	A	[4478-10-8] [87/5][70/14] [99/16]
C ₁₀ H ₁₃ Cl	2-chloro-4-isopropyltoluene (400–490)	49.3	(415)	A	[4395-79-3] [87/5][70/14] [99/16]
C ₁₀ H ₁₃ Cl	3-chloro-4-isopropyltoluene (400–490)	47.1	(415)	A	[15146-00-6] [87/5][70/14]
C ₁₀ H ₁₃ ClO	2-chloroethyl α -methylbenzyl ether (335–508)	54.8	(350)	A	[4446-91-7] [87/5][47/5] [99/16]
C ₁₀ H ₁₃ ClO ₃	diethylene glycol 4-chlorophenyl ether (450–523)	75.9	(465)	A	[58498-77-4] [87/5][99/16]
C ₁₀ H ₁₃ Cl ₃ O ₂ P	4- <i>tert</i> -butyl phenyl dichlorophosphate (369–572)	59.6	(384)		[47/5]
C ₁₀ H ₁₃ Cl ₃ NOPS	P-chloromethyl-N-(1-methylethyl)amidothiophosphonic acid, O-(2,4-dichlorophenyl) ester (323–368)	93.1	(345)	A	[18361-88-1] [87/5][99/16]
C ₁₀ H ₁₃ NO	N,N-dimethyl- <i>m</i> -toluamide (374–405)	29.9	(390)		[69/1]
C ₁₀ H ₁₃ NO ₂	4'-ethoxyacetanilide (463–533)	82.6	(478)	A	[62-44-2] [87/5]
C ₁₀ H ₁₃ NO ₂	2-nitro-4-isopropyltoluene (370–415)	67.7	(385)	A	[943-15-7] [87/5]
C ₁₀ H ₁₃ NO ₂	3-nitro-4-isopropyltoluene (330–430)	54.0	(345)	A	[35480-94-5] [87/5]
C ₁₀ H ₁₄	butylbenzene (343–501)	47.4±0.2	(350)	EB	[104-51-8] [02/14]
	(343–501)	43.5±0.2	(410)	EB	[02/14]
	(343–501)	40.6±0.4	(450)	EB	[02/14]
	(343–501)	37.5±0.7	(490)	EB	[02/14]
	(243–403)	50.8	(298)		[94/11]
		53.5	(258)		[93/10]
		48.0±0.1	(343)	C	[82/10]
		46.8±0.1	(358)	C	[82/10]
		46.0±0.1	(368)	C	[82/10]
		50.1	(298)		[71/28]
	(374–454)	45.2	(389)		[65/26][84/9]
	(369–463)	45.7	(384)	A	[87/5][49/6]
C ₁₀ H ₁₄	(<i>dl</i>) sec-butylbenzene (335–491)	45.7±0.2	(340)	EB	[135-98-8] [02/14]
	(335–491)	43.2±0.2	(380)	EB	[02/14]

TABLE 6. Enthalpies of vaporization of organic compounds, 1880–2002—Continued

Molecular formula	Compound (Temperature range/K)	$\Delta_{\text{vap}}H_m$ (kJ mol ⁻¹)	Mean temperature (T_m /K)	Method	CAS registry number Reference
C ₁₀ H ₁₄	(335–491)	40.6±0.3	(420)	EB	[02/14]
	(335–491)	37.8±0.5	(460)	EB	[02/14]
		48.1	(298)		[94/11]
	(243–373)	50.6	(258)		[93/10]
	(384–448)	42.8	(399)	A	[87/5]
		49.5	(298)		[71/28]
	(368–448)	44.0	(375)		[49/6]
	<i>tert</i> -butylbenzene				[98-06-6]
	(332–486)	45.3±0.2	(340)	EB	[02/14]
	(332–486)	42.6±0.2	(380)	EB	[02/14]
	(332–486)	39.9±0.3	(420)	EB	[02/14]
	(332–486)	37.0±0.5	(460)	EB	[02/14]
	(278–308)	47.8±0.4	(293)	GS	[98/19]
		47.5±0.4	(298)		[98/19]
C ₁₀ H ₁₄	(368–444)	47.6	(298)		[94/11]
		43.1	(383)	A	[87/5]
		47.7	(298)		[74/14]
		49.1	(298)		[71/28]
C ₁₀ H ₁₄	(357–443)	43.7	(372)		[49/6]
	1,2-diethylbenzene				[135-01-3]
C ₁₀ H ₁₄		52.8	(298)		[71/28]
	(369–464)	46.0	(384)	A	[87/5][49/6]
C ₁₀ H ₁₄	1,3-diethylbenzene				[141-93-5]
		52.5	(298)		[71/28]
C ₁₀ H ₁₄	(368–457)	45.8	(383)	A	[87/5][49/6]
	1,4-diethylbenzene				[105-05-5]
C ₁₀ H ₁₄		52.5	(298)		[71/28]
	(369–464)	45.8	(384)	A	[87/5][49/6]
C ₁₀ H ₁₄	1,2-dimethyl-3-ethylbenzene				[933-98-2]
	(344–497)	49.7	(359)	A	[87/5]
C ₁₀ H ₁₄		54.9	(298)		[71/28]
	1,2-dimethyl-4-ethylbenzene				[934-80-5]
C ₁₀ H ₁₄	(340–493)	48.9	(355)	A	[87/5]
		53.9	(298)		[71/28]
C ₁₀ H ₁₄	1,3-dimethyl-2-ethylbenzene				[2870-04-0]
	(341–493)	48.8	(356)	A	[87/5]
C ₁₀ H ₁₄		53.9	(298)		[71/28]
	(299–461)	48.6	(314)		[47/5]
C ₁₀ H ₁₄	1,3-dimethyl-4-ethylbenzene				[874-41-9]
	(339–492)	48.5	(354)	A	[87/5]
C ₁₀ H ₁₄		53.3	(298)		[71/28]
	1,3-dimethyl-5-ethylbenzene				[934-74-7]
C ₁₀ H ₁₄	(336–487)	48.0	(351)	A	[87/5]
		52.4	(298)		[71/28]
C ₁₀ H ₁₄	(295–456)	47.5	(310)		[47/5]
	1,4-dimethyl-2-ethylbenzene				[1758-88-9]
C ₁₀ H ₁₄	(338–490)	48.0	(353)	A	[87/5]
		52.6	(298)		[71/28]
C ₁₀ H ₁₄	(299–440)	48.7	(313)		[47/5]
	isobutylbenzene				[538-93-2]
C ₁₀ H ₁₄		48.0	(298)		[94/11]
	(373–447)	43.2	(388)	A	[87/5]
C ₁₀ H ₁₄		49.5	(298)		[71/28]
	(360–447)	43.8	(375)		[49/6]
C ₁₀ H ₁₄	2-isopropyltoluene				[527-84-4]
	(354–453)	44.4	(369)	A	[87/5][59/1]
C ₁₀ H ₁₄		50.6	(298)		[84/9]
					[71/28]
C ₁₀ H ₁₄	3-isopropyltoluene				[535-77-3]
	(351–450)	44.7	(366)	A	[87/5][59/1]
C ₁₀ H ₁₄		50.0	(298)		[84/9]
					[71/28]
C ₁₀ H ₁₄	4-isopropyltoluene				[99-87-6]
		48.9	(298)		[94/11]

TABLE 6. Enthalpies of vaporization of organic compounds, 1880–2002—Continued

Molecular formula	Compound (Temperature range/K)	$\Delta_{\text{vap}}H_m$ (kJ mol ⁻¹)	Mean temperature (T_m /K)	Method	CAS registry number Reference
	(380–452)	44.0	(395)	A	[87/5][59/1] [84/9] [71/28]
C ₁₀ H ₁₄	2-propyltoluene (337–488)	50.3 48.0 52.7	(298) (352) (298)	A	[1074-17-5] [87/5] [71/28]
C ₁₀ H ₁₄	3-propyltoluene (334–485)	47.8 52.1	(349) (298)	A	[1074-43-7] [87/5] [71/28]
C ₁₀ H ₁₄	4-propyltoluene (335–487)	47.6 51.9	(350) (298)	A	[1074-55-1] [87/5] [71/28]
C ₁₀ H ₁₄	1,2,3,4-tetramethylbenzene	54.0 52.6±0.2	(298) (298)	C	[488-23-3] [94/11] [94/1]
	(352–509)	50.7 57.2 55.7	(367) (298) (331)	A	[87/5] [71/28] [47/5]
C ₁₀ H ₁₄	1,2,3,5-tetramethylbenzene	53.2 52.0±0.2	(298) (298)	C	[527-53-7] [94/11] [94/1]
	(348–502)	50.0 55.8 58.9	(363) (298) (329)	A	[87/5] [71/28] [47/5]
C ₁₀ H ₁₄	1,2,4,5-tetramethylbenzene	47.7±0.3 49.4	(375) (368)	DM A	[95-93-2] [01/8] [87/5]
C ₁₀ H ₁₄	spirocyclopropane-1,6-tricyclo[3.2.1.0 ^{2,4}]octane	47.8±0.1	(298)	C	[98/17][96/18]
C ₁₀ H ₁₄ NO ₅ PS	Parathion (293–433)	93.4	(308)	A	[58-38-2] [87/5][99/16]
C ₁₀ H ₁₄ NO ₅ PS	phosphorothioic acid, O,O'-diethyl-S-(4-nitrophenyl) (313–366)	75.9	(328)	A	[3270-86-8] [87/5][99/16]
C ₁₀ H ₁₄ NO ₅ PS	phosphorothioic acid, O,S-diethyl-O'-(4-nitrophenyl) (332–364)	75.1	(347)	A	[597-88-6] [87/5][99/16]
C ₁₀ H ₁₄ NO ₆ P	O,O-diethyl-O-(4-nitrophenyl) phosphate (273–422)	87.9	(288)	A	[311-45-5] [87/5]
C ₁₀ H ₁₄ N ₂	(<i>dl</i>) nicotine (406–520)	53.3	(421)	A	[22083-74-5] [87/5]
C ₁₀ H ₁₄ O	2-butylphenol (403–533)	55.1	(418)	A	[3180-09-4] [87/5][75/17]
	(382–520)	52.9	(398)		[53/9]
	(382–520)	51.0	(423)		[53/9]
	(382–520)	47.0	(473)		[53/9]
C ₁₀ H ₁₄ O	2-sec-butylphenol (451–513)	52.1	(466)	A, GS, EB	[89-72-5] [87/5][64/14]
C ₁₀ H ₁₄ O	2- <i>tert</i> -butylphenol (289–329)	62.6±0.2 63.2±0.2	(309) (298)	GS	[88-18-6] [99/18]
	(409–467)	74.1	(424)	EB	[90/5]
	(409–465)	52.9	(424)		[86/7]
	(353–498)	54.9	(368)	A	[87/5]
	(330–507)	55.6	(348)		[53/9]
	(330–507)	53.9	(373)		[53/9]
	(330–507)	51.0	(423)		[53/9]
	(330–507)	47.0	(473)		[53/9]
C ₁₀ H ₁₄ O	3-butylphenol (396–533)	62.5	(411)	A	[4074-43-5] [87/5]
	(396–533)	56.6	(398)		[53/9]
	(396–533)	54.4	(423)		[53/9]
	(396–533)	49.9	(473)		[53/9]
C ₁₀ H ₁₄ O	3- <i>tert</i> -butylphenol (320–348)	69.1±0.8 71.3±0.8	(334) (298)	GS	[585-34-2] [99/18] [99/18]

TABLE 6. Enthalpies of vaporization of organic compounds, 1880–2002—Continued

Molecular formula	Compound (Temperature range/K)	$\Delta_{\text{vap}}H_m$ (kJ mol ⁻¹)	Mean temperature (T_m /K)	Method	CAS registry number Reference	
C ₁₀ H ₁₄ O	(391–524)	62.4	(406)	A	[87/5]	
	(391–524)	56.6	(398)		[53/9]	
	(391–524)	54.4	(423)		[53/9]	
	(391–524)	49.9	(473)		[53/9]	
	4-butylphenol				[1638-22-8]	
	(395–653)	61.7	(410)		A	[87/5]
C ₁₀ H ₁₄ O	(357–529)	57.6	(373)	A	[53/9]	
	(357–529)	56.6	(398)		[53/9]	
	(357–529)	54.4	(423)		[53/9]	
	(357–529)	49.9	(473)		[53/9]	
	4-sec-butylphenol					[99-71-8]
	(344–516)	59.0	(359)		A	[87/5][47/5]
C ₁₀ H ₁₄ O	4-tert-butylphenol			C A, GS, EB	[98-54-4]	
	(471–525)	67.9 ± 1.0	(298)		[99/7]	
		54.3	(486)		[87/5][47/5]	
					[64/14]	
	(346–523)	59.6	(348)		[53/9]	
	(346–523)	57.6	(373)		[53/9]	
	(346–523)	56.6	(398)		[53/9]	
	(346–523)	54.4	(423)		[53/9]	
	(346–523)	49.9	(473)		[53/9]	
	butyl phenyl ether					[1126-79-0]
C ₁₀ H ₁₄ O	(391–483)	48.9	(406)	A	[87/5][49/1]	
					[84/9]	
C ₁₀ H ₁₄ O	3-isopropyl-2-methylphenol			EB	[4371-48-6]	
(365–516)	60.2	(380)	[69/23]			
C ₁₀ H ₁₄ O	4-isopropyl-2-methylphenol			EB	[1740-97-2]	
(382–503)	59.8	(397)	[69/23]			
C ₁₀ H ₁₄ O	5-isopropyl-2-methylphenol (carvacrol)			GC	[499-75-2]	
		68.2	(298)		[02/37]	
	(387–512)	59.4	(402)		EB	[69/23]
C ₁₀ H ₁₄ O	(343–510)	56.5	(358)	A	[87/5][47/5]	
	6-isopropyl-2-methylphenol				[3228-04-4]	
	(371–499)	54.5	(386)		EB	[69/23]
C ₁₀ H ₁₄ O	3,5-diethylphenol			A	[1197-34-8]	
(387–521)	54.3	(402)	[87/5][55/9]			
C ₁₀ H ₁₄ O	4-isobutylphenol			A	[4167-74-2]	
	(345–510)	58.1	(360)		[87/5][47/5]	
C ₁₀ H ₁₄ O	2,3,5,6-tetramethylphenol			A	[527-35-5]	
	(381–522)	51.2	(396)		[87/5][55/9]	
C ₁₀ H ₁₄ O	2-isopropyl-5-methylphenol (thymol)			GC CGC A	[89-83-8]	
		68.7	(298)		[02/37]	
	(393–433)	70.5	(298)		[95/21]	
	(381–514)	58.4	(396)		[87/5]	
	(339–514)	63.2	(373)		[53/9]	
	(339–514)	58.4	(398)		[53/9]	
	(339–514)	55.2	(423)		[53/9]	
	(339–514)	52.8	(448)		[53/9]	
	(339–514)	51.5	(473)		[53/9]	
	(337–505)	54.9	(352)		[47/5]	
	(dl) carvone					[22327-39-5]
	(330–501)	55.0	(345)		A	[87/5][47/5]
C ₁₀ H ₁₄ O	4-ethylphenetole			A	[1585-06-4]	
(321–481)	54.3	(336)	[87/5][47/5]			
C ₁₀ H ₁₄ O	2-(2-ethylphenyl)ethanol			A	[87/5]	
(420–653)	59.5	(435)	[22545-13-7]			
C ₁₀ H ₁₄ O	2-(4-ethylphenyl)ethanol			A	[87/5]	
(420–653)	59.1	(435)	[536-60-7]			
C ₁₀ H ₁₄ O	4-isopropylbenzyl alcohol			A	[87/5][47/5]	
(347–520)	59.7	(362)	[7384-80-7]			
C ₁₀ H ₁₄ O	2-methyl-3-phenyl-1-propanol			A	[87/5]	
(343–393)	71.9	(358)	[87/5]			
C ₁₀ H ₁₄ O	(1-ethoxyethyl)benzene			GS	[01/16]	
(286–318)	52.4 ± 0.2	(302)				

TABLE 6. Enthalpies of vaporization of organic compounds, 1880–2002—Continued

Molecular formula	Compound (Temperature range/K)	$\Delta_{\text{vap}}H_m$ (kJ mol ⁻¹)	Mean temperature (T_m /K)	Method	CAS registry number Reference
C ₁₀ H ₁₄ O	(286–318) 2-adamantanone	52.6±0.2	(298)	GS	[01/16] [700-58-3]
C ₁₀ H ₁₄ O ₂	1,2-dihydroxy-3- <i>tert</i> -butylbenzene (334–384)	60.7	(298)	GC	[02/37] [4026-05-5]
C ₁₀ H ₁₄ O ₂	(334–384)	70.1±0.8	(359)	GS	[00/5]
C ₁₀ H ₁₄ O ₂	1,2-dihydroxy-4- <i>tert</i> -butylbenzene (439–516)	73.5±0.8	(298)	GS	[00/5] [98-29-3]
C ₁₀ H ₁₄ O ₂	1,3-dihydroxy-2-butylbenzene (413–469)	96.5±2.8	(298)	EB	[97/6] [13331-20-9]
C ₁₀ H ₁₄ O ₂	2-methoxy-4-propylphenol (373–413)	75.3	(428)	A, GC	[87/5][75/24] [2785-87-7]
C ₁₀ H ₁₄ O ₂	<i>tert</i> -butylcatechol (isomer not specified) (421–466)	78.0	(388)	A	[87/5] [65/21]
C ₁₀ H ₁₄ O ₂	1,1-dimethoxy-2-phenylcyclopropane (278–313)	58.2	(443)		[18523-34-7] [02/32]
C ₁₀ H ₁₄ O ₂	acetophenone dimethyl ketal (268–303)	63.7±0.6	(298)	GS	[02/32] [4316-35-2]
C ₁₀ H ₁₄ O ₂	(268–303)	54.0±0.8	(298)	GS	[02/32]
C ₁₀ H ₁₄ O ₃	trimethyl orthobenzoate (294–333)	55.0±1.3	(286)	GS	[95/25] [707-07-3]
C ₁₀ H ₁₄ O ₃	(294–333)	59.9±0.4	(298)	GS	[02/32]
C ₁₀ H ₁₄ O ₅	allyl[(1-allyloxycarbonyl)ethyl] carbonate (353–503)	58.6±0.4		GS	[95/7]
C ₁₀ H ₁₅ Cl ₃ OS	2,3,3-trichloro-2-propenethioic acid, O-heptyl ester (433–483)	61.9	(368)	A	[87/5] [76633-71-1]
C ₁₀ H ₁₅ N	2- <i>tert</i> -butylaniline (279–318)	72.7		GC	[80/24]
C ₁₀ H ₁₅ N	2,6-diethylaniline (284–328)	62.7±0.4	(298)	GS	[00/14]
C ₁₀ H ₁₅ N		69.5±0.6	(306)		[00/14]
C ₁₀ H ₁₅ N		65.9±0.6	(298)		[00/14]
C ₁₀ H ₁₅ N	5-isopropyl-2-methylaniline (360–386)	72.0	(373)	A	[2051-53-8] [87/5]
C ₁₀ H ₁₅ N	N- α -dimethylphenethylamine (270–304)	52.8	(285)	A	[537-46-2] [87/5]
C ₁₀ H ₁₅ N	N-butylaniline (413–643)	55.6	(428)	A	[1126-78-9] [87/5]
C ₁₀ H ₁₅ N	N,N-diethylaniline (343–493)	54.5	(358)	A	[91-66-7] [87/5]
C ₁₀ H ₁₅ NO	2-(dimethylamino)-1-phenylethanone (293–333)	69.7±0.5	(298)	GS	[94/3] [103-62-8]
C ₁₀ H ₁₅ NO	4-(butylamino)phenol (464–511)	71.2	(478)	A	[87/5] [120-07-0]
C ₁₀ H ₁₅ NO ₂	N,N- <i>bis</i> -(2-hydroxyethyl)aniline (418–611)	77.6	(433)	A	[87/5][47/5] [55-38-9]
C ₁₀ H ₁₅ O ₃ PS ₂	O,O-dimethyl-O-[3-methyl-4-(methylthio)phenyl]thiophosphate (293–373)	75.6	(308)	A	[87/5][99/16] [281-23-2]
C ₁₀ H ₁₆	adamantane (403–453)	48.2	(298)	GC	[02/37]
C ₁₀ H ₁₆	(<i>dl</i>) camphene (320–434)	51.7	(298)	CGC	[95/21] [79-92-5]
C ₁₀ H ₁₆	(<i>d</i>) 3,7,7-trimethylbicyclo[4.1.0]hept-2-ene (2-carene) (293–450)	44.0	(335)	A	[87/5][47/5] [4497-92-1]
C ₁₀ H ₁₆	(<i>d</i>) 3,7,7-trimethylbicyclo[4.1.0]hept-3-ene (3-carene) (359–443)	45.5	(308)	A	[87/5][54/12] [498-15-7]
C ₁₀ H ₁₆	(+) limonene (373–423)	42.8	(374)	A	[87/5]
C ₁₀ H ₁₆	(S)-(-) limonene (320–451)	49.6	(298)	CGC	[95/21] [96/15]
C ₁₀ H ₁₆	(<i>d</i>) limonene (339–495)	47.4	(335)		[96/15]
C ₁₀ H ₁₆		49.9	(298)	GC	[02/37]
C ₁₀ H ₁₆		46.1±0.2	(350)	EB	[02/15]
C ₁₀ H ₁₆		43.5±0.2	(390)	EB	[02/15]

TABLE 6. Enthalpies of vaporization of organic compounds, 1880–2002—Continued

Molecular formula	Compound (Temperature range/K)	$\Delta_{\text{vap}}H_m$ (kJ mol ⁻¹)	Mean temperature (T_m /K)	Method	CAS registry number Reference
	(339–495)	40.9±0.3	(430)	EB	[02/15]
	(339–495)	37.9±0.6	(470)	EB	[02/15]
	(250–434)	49.2	(300)		[99/27]
		48.9±0.1	(298)	C	[87/8]
	(287–448)	44.5	(302)	A	[87/5]
	(288–323)	47.7	(303)	A	[87/5]
C ₁₀ H ₁₆	(<i>l</i>) limonene				[5989-54-8]
		49.0±0.1	(298)	C	[87/8]
	(303–363)	45.5	(318)	A	[87/5][54/12]
C ₁₀ H ₁₆	(<i>dl</i>) limonene				[138-86-3]
	(287–448)	45.9	(302)	A	[87/5]
C ₁₀ H ₁₆	limonene				
	(353–405)	39.4	(379)	TGA	[02/40]
C ₁₀ H ₁₆	β -myrcene				
	(303–363)	47.0	(318)		[54/12]
C ₁₀ H ₁₆	7-methyl-3-methylene-1,6-octadiene (myrcene)				[123-35-3]
		50.6	(298)	GC	[02/37]
	(287–445)	45.7	(302)	A	[87/5][47/5]
C ₁₀ H ₁₆	5-isopropyl-2-methyl-1,3-cyclohexadiene				[99-83-2]
	(293–448)	47.7	(308)	A	[87/5]
C ₁₀ H ₁₆	3-isopropyl-6-methylenecyclohexene				[555-10-2]
	(303–363)	47.7	(318)	A	[87/5][54/12]
C ₁₀ H ₁₆	α -pinene				
	(320–429)	42.5	(335)		[96/15]
	(365–430)	40.2	(380)		[93/4]
		44.6±0.1	(298)	C	[87/19]
C ₁₀ H ₁₆	(<i>d</i>) α -pinene				[80-56-8]
	(292–433)	45.0	(307)	A	[87/5]
	(293–363)	43.4	(308)		[54/12]
C ₁₀ H ₁₆	β -pinene				
	(290–439)	46.0	(305)		[96/15]
	(364–439)	41.6	(379)		[93/4]
		45.8±0.1	(298)	C	[87/19]
C ₁₀ H ₁₆	(<i>l</i>) β -pinene				[127-91-3]
	(291–441)	46.1	(306)	A	[87/5]
	(293–363)	44.9	(308)		[54/12]
C ₁₀ H ₁₆	terpinolene				[586-62-9]
	(313–363)	50.8	(328)		[54/12]
	(305–458)	50.5	(320)	A	[87/5][47/5]
C ₁₀ H ₁₆	tetrahydrodicyclopentadiene				[6004-38-2]
	(358–465)	43.5	(373)	A	[87/5]
C ₁₀ H ₁₆ ClO ₆	lactic acid, O-ethoxycarbonyl, 2-(2-chloroethoxy)ethyl ester (solid)				
	(406–523)	83.8	(421)	A	[87/5]
C ₁₀ H ₁₆ Cl ₃ NOS	carbamothioic acid, <i>bis</i> (isopropyl), <i>S</i> -(2,3,3-trichloroallyl) ester				
	(293–318)	84.3	(305)	A	[87/5]
C ₁₀ H ₁₆ N ₂	sebaconitrile				[1871-96-1]
	(303–343)		(318)	A	[87/5]
C ₁₀ H ₁₆ N ₂	<i>N'</i> -(2,4-dimethylphenyl)- <i>N</i> -methylformamidine				
		89.2	(303)		[98/23]
C ₁₀ H ₁₆ O	3,7-dimethyl-6-octen-1-yn-3-ol (dehydrolinalool)				[29171-20-8]
	(406–471)	52.1	(421)	EB	[01/13]
	(359–381)	Unreliable			[99/33]
	(369–445)	50.4±0.1	(407)		[88/4]
C ₁₀ H ₁₆ O	camphor				
	(343–383)	54.4	(298)	CGC	[95/21]
	(343–383)	54.5	(298)	CGC	[95/21]
	(343–383)	55.2	(298)	CGC	[95/21]
C ₁₀ H ₁₆ O	(+) camphor				[464-49-3]
		55.3	(298)	GC	[02/37]
C ₁₀ H ₁₆ O	α -pinene oxide				[1686-14-2]
		53.6	(298)	GC	[02/37]
C ₁₀ H ₁₆ O	(<i>d</i>) 3-bornanone				[13854-85-8]
	(452–488)	44.6	(467)	A	[87/5]
C ₁₀ H ₁₆ O	(<i>d</i>) 1,3,3-trimethylbicyclo[2.2.1]heptan-2 one (fenchone)				[4695-62-9]

TABLE 6. Enthalpies of vaporization of organic compounds, 1880–2002—Continued

Molecular formula	Compound (Temperature range/K)	$\Delta_{\text{vap}}H_m$ (kJ mol ⁻¹)	Mean temperature (T_m /K)	Method	CAS registry number Reference
	(365–384)	47.0	(374)		[02/13]
		51.7±0.1	(298)	C	[87/8]
		51.4±0.1	(298)	C	[87/8]
		51.1±0.1	(298)	C	[85/2]
C ₁₀ H ₁₆ O	(301–464) (<i>l</i>) 1,3,3-trimethylbicyclo[2.2.1]heptan-2-one (fenchone)	48.9	(316)	A	[87/5][47/5]
		51.1±0.1	(298)	C	[87/8]
		51.3±0.1	(298)	C	[87/8]
		51.4±0.1	(298)	C	[85/2]
C ₁₀ H ₁₆ O	pulegone	62.0	(298)	GC	[89-82-7] [02/37]
	(331–494)	U99.8	(346)	A	[87/5][47/5]
C ₁₀ H ₁₆ O	(<i>d</i>) 1-isopropyl-4-methylbicyclo[3.1.0]hexan-3-one (thujone)				[471-15-8]
	(311–474)	51.8	(326)	A	[87/5][47/5]
C ₁₀ H ₁₆ O	(<i>dl</i>) 3-isopropyl-6-methyl-2-cyclohexene-1-one				[499-74-1]
	(364–507)	56.9	(379)	A	[87/5]
C ₁₀ H ₁₆ O	5-isopropyl-2-methyl-2-cyclohexen-1-one				[43205-82-9]
	(361–503)	56.8	(376)	A	[87/5]
C ₁₀ H ₁₆ O	3,4-epoxycarane (α -isomer)				
		49.4			[77/27]
C ₁₀ H ₁₆ O	3,4-epoxycarane (β -isomer)				
		50.2			[77/27]
C ₁₀ H ₁₆ O	(<i>dl</i>) dihydrocarvone				[4584-09-2]
	(319–496)	51.2	(334)	A	[87/5][47/5]
C ₁₀ H ₁₆ O	geranial (citral)				[141-27-5]
	(283–333)	61.0	(298)	A	[87/5]
	(373–501)	54.9	(388)	A	[87/5]
C ₁₀ H ₁₆ O	1-adamantanol				[768-95-6]
		60.8	(298)	GC	[02/37]
C ₁₀ H ₁₆ O	<i>trans</i> octahydro-3a-methyl-2 <i>H</i> -inden-2-one				[20379-99-1]
		58.3±0.2	(298)	C	[70/38]
C ₁₀ H ₁₆ O ₂	3-acetyl-2,2-dimethylcyclobutaneacetaldehyde (pinonaldehyde)				
	(283–308)	75.5±5.6		ME	[97/24]
C ₁₀ H ₁₆ O ₂	2,2-dimethyl-3-(2-oxopropyl)cyclopropaneacetaldehyde (caronaldehyde)				
	(283–308)	77.4±6.9		ME	[97/24]
C ₁₀ H ₁₆ O ₂	diosphenol				[490-03-9]
	(339–505)	56.2	(354)	A	[87/5][47/5]
C ₁₀ H ₁₆ O ₂	fencholic acid				
	(374–537)	77.5	(389)		[47/5]
C ₁₀ H ₁₆ O ₂	(2,3,3-trimethyl-3-cyclopentadienyl)acetic acid				
	(370–529)	71.3	(385)	A	[87/5][47/5]
C ₁₀ H ₁₆ O ₄	1,1-cyclobutanedicarboxylic acid, diethyl ester				
	(288–318)	65.8±0.4		GS	[98/22]
C ₁₀ H ₁₆ O ₆	lactic acid, O-ethoxycarbonyl, tetrafurfuryl ester				
	(390–523)	71.2	(405)	A	[87/5]
C ₁₀ H ₁₆ O ₆	<i>tris</i> -(carboethoxy)methane				
	(297–338)	79.1±0.7	(298)	GS	[92/13]
C ₁₀ H ₁₆ S	(1 <i>R</i>) (–)-thiocamphor				[53402-10-1]
		55.5	(298)	GC	[02/37]
C ₁₀ H ₁₇ N	1-cyclohexylimino-2-butene				
		58.3			[93/20]
C ₁₀ H ₁₇ NOS	carbamothioic acid, N,N-dipropyl, S-(2-propynyl) ester (solid)				[59300-36-6]
	(298–313)	92.4	(305)	A	[87/5]
C ₁₀ H ₁₇ NO ₃	2-(2-cyanoethoxy)propionic acid, butyl ester				
	(328–382)	61.7	(343)	A	[87/5]
C ₁₀ H ₁₇ NO ₅	(<i>l</i>) N-acetylaspartic acid, diethyl ester				[1069-39-2]
	(418–508)	76.0	(433)	A	[87/5]
C ₁₀ H ₁₈	spiro[4.5]decane				[176-63-6]
		54.8	(298)	C	[75/14]
	(348–389)	44.0	(363)		[65/11]
C ₁₀ H ₁₈	<i>cis</i> bicyclo[5.3.0]decane				[16189-46-1]
	(298–377)	49.8	(313)	A	[87/5]
		46.9±0.8	(377)		[70/30]
		53.6±1.2	(298)		[70/30]

TABLE 6. Enthalpies of vaporization of organic compounds, 1880–2002—Continued

Molecular formula	Compound (Temperature range/K)	$\Delta_{\text{vap}}H_m$ (kJ mol ⁻¹)	Mean temperature (T_m /K)	Method	CAS registry number Reference
C ₁₀ H ₁₈	bicyclopentyl (350–393)	43.2	(365)	A	[1636-39-1] [87/5]
C ₁₀ H ₁₈	<i>cis</i> carane (362–445)	42.8	(377)	A	[18968-24-6] [87/5]
C ₁₀ H ₁₈	<i>cis</i> decahydronaphthalene (371–473)	45.5	(386)	A, GS	[493-01-6] [87/5][55/7]
C ₁₀ H ₁₈	<i>trans</i> decahydronaphthalene (363–461)	44.2	(378)	A, GS	[493-02-7] [87/5][55/7]
C ₁₀ H ₁₈	5-decyne (477–487)	45.5	(366)	A	[1942-46-7] [87/5]
C ₁₀ H ₁₈	<i>cis</i> 2,6,6-trimethylbicyclo[3.1.1]heptane (<i>cis</i> -pinane) (378–441)	41.8	(393)		[4755-33-3] [02/41]
C ₁₀ H ₁₈ Cl ₄	1,2,9,10-tetrachlorodecane	75.4			[98/20]
C ₁₀ H ₁₈ O	1,8-epoxy-p-menthane (264–303)	35.6	(279)	A	[470-82-6] [87/5]
C ₁₀ H ₁₈ O	(<i>dl</i>) borneol (477–487)	50.9	(482)	A	[6627-72-1] [87/5]
C ₁₀ H ₁₈ O	1,4-cineole (353–403)	41.1	(378)	TGA	[470-82-6] [02/40]
		53.2	(298)	GC	[02/37]
		46.1	(303)	A	[87/5]
C ₁₀ H ₁₈ O	(<i>d</i>) dihydrocarveol (336–498)	58.2	(351)	A	[619-01-2] [87/5]
C ₁₀ H ₁₈ O	(<i>dl</i>) fenchyl alcohol (318–474)	89.1	(333)	A	[2217-01-8] [87/5]
C ₁₀ H ₁₈ O	geraniol (288–333)	62.9	(303)	A	[106-24-1] [87/5]
		59.1	(357)	A	[87/5]
C ₁₀ H ₁₈ O	(<i>d</i>) isopulegol (335–485)	49.8	(350)	A	[7786-67-6] [87/5]
C ₁₀ H ₁₈ O	(<i>d</i>) linalool (273–321)	65.4	(297)		[126-90-9] [99/27]
		52.4	(328)	A	[87/5]
C ₁₀ H ₁₈ O	linalool (368–428)	51.4	(399)	TGA	[78-70-6] [02/40]
		50.3	(424)	EB	[02/2]
C ₁₀ H ₁₈ O	<i>cis</i> 3,7-dimethyl-2,6-octadien-1-ol (nerol) (334–499)	55.4	(349)	A	[106-25-2] [87/5]
C ₁₀ H ₁₈ O	(<i>dl</i>) α -terpineol (325–491)	54.0	(340)	A	[98-55-5] [87/5]
C ₁₀ H ₁₈ O	(+) α -terpineol	60.7	(298)	GC	[7785-53-7] [02/37]
C ₁₀ H ₁₈ O	1-(1-methylcyclohex-3-enyl)-1-propanol (397–422)	53.6	(409)	A	[87/5]
C ₁₀ H ₁₈ O	cyclodecanone (353–423)	55.2	(368)	A	[1502-06-3] [87/5]
C ₁₀ H ₁₈ O	ethyl (1-methylcyclohexyl) ketone (388–431)	45.2	(403)	A	[87/5]
C ₁₀ H ₁₈ O	2-isopropyl-5-methylcyclohexanone (menthone) (372–397)	50.1	(385)		[10458-14-7] [02/13]
		51.2	(365)	A	[87/5]
C ₁₀ H ₁₈ O	(<i>d</i>) citronellal (288–333)	54.9	(303)	A	[2385-77-5] [87/5]
		53.2	(332)	A	[87/5][47/5]
C ₁₀ H ₁₈ O	(<i>Z</i>) 3-decenal (323–343)	59.2	(298)	CGC	[69891-94-7] [96/7][00/10]
C ₁₀ H ₁₈ O	(<i>E</i>) 3-decenal (323–343)	59.8	(298)	CGC	[68676-85-7] [96/7][00/10]
C ₁₀ H ₁₈ O	(<i>Z</i>) 4-decenal (323–343)	59.3	(298)	CGC	[21662-09-9] [96/7][00/10]
C ₁₀ H ₁₈ O	(<i>E</i>) 4-decenal (323–343)	60.0	(298)	CGC	[65405-70-1] [96/7][00/10]
C ₁₀ H ₁₈ O	(<i>Z</i>) 5-decenal				[21662-08-8]

TABLE 6. Enthalpies of vaporization of organic compounds, 1880–2002—Continued

Molecular formula	Compound (Temperature range/K)	$\Delta_{\text{vap}}H_m$ (kJ mol ⁻¹)	Mean temperature (T_m /K)	Method	CAS registry number Reference
C ₁₀ H ₁₈ O	(323–343) (E) 5-decenal	58.5	(298)	CGC	[96/7][00/10] [21662-11-3]
C ₁₀ H ₁₈ O	(323–343) (Z) 6-decenal	59.2	(298)	CGC	[96/7][00/10] [147159-48-6]
C ₁₀ H ₁₈ O	(323–343) (E) 6-decenal	59.3	(298)	CGC	[96/7][00/10] [147159-48-6]
C ₁₀ H ₁₈ O	(323–343) (Z) 7-decenal	59.5	(298)	CGC	[96/7][00/10] [21661-97-2]
C ₁₀ H ₁₈ O	(323–343) (E) 7-decenal	59.9	(298)	CGC	[96/7][00/10] [21662-10-2]
C ₁₀ H ₁₈ O	(323–343) (Z) 8-decenal	59.8	(298)	CGC	[96/7][00/10] [174155-46-5]
C ₁₀ H ₁₈ O	(323–343) (E) 8-decenal	60.5	(298)	CGC	[96/7][00/10] [174155-47-6]
C ₁₀ H ₁₈ O ₂	3,7-dimethyl-6-octenoic acid (372–530)	60.2	(298)	CGC	[96/7][00/10] [502-47-6]
C ₁₀ H ₁₈ O ₂	8,8-dimethyl-6,10-dioxaspiro[4.5]decane (283–313)	68.7	(387)	A	[87/5][47/5]
C ₁₀ H ₁₈ O ₂	2,2,6-trimethyl-3,5-heptanedione	53.7±0.5		GS	[98/21][02/32] [7333-23-5]
C ₁₀ H ₁₈ O ₂	decanolactone (365–387)	57.7	(298)		[78/18] [706-14-9]
C ₁₀ H ₁₈ O ₂	(365–387) cyclohexyl butyrate	57.7±0.8	(376)	MM	[91/7]
C ₁₀ H ₁₈ O ₂	(283–313) heptyl acrylate	63.0±1.5	(298)	MM	[91/7] [1551-44-6]
C ₁₀ H ₁₈ O ₂	(359–481) hexyl methacrylate	60.0±0.6	(298)	GS	[96/11] [2499-58-3]
C ₁₀ H ₁₈ O ₂	(354–475) 1-methyl-3-isopropylcyclopentane carboxylic acid	51.1	(374)	A	[87/5] [142-09-6]
C ₁₀ H ₁₈ O ₂	(374–538) 3-hydroxy-2,3-dimethyl-4-hexenoic acid, ethyl ester	50.5	(369)	A	[87/5] [512-77-6]
C ₁₀ H ₁₈ O ₃	(362–387) isopentyl levulinate	91.6	(389)	A	[87/5]
C ₁₀ H ₁₈ O ₃	(403–521) 1-ethylpropyl levulinate	57.4	(374)	A	[87/5]
C ₁₀ H ₁₈ O ₃	(397–513) 1-methylbutyl levulinate	59.4	(418)	A	[87/5]
C ₁₀ H ₁₈ O ₃	(397–513) 2-methylbutyl levulinate	56.3	(461)		[31/1]
C ₁₀ H ₁₈ O ₃	(391–473) pentyl levulinate	58.6	(412)	A	[87/5]
C ₁₀ H ₁₈ O ₃	(354–527) trimethylacetic acid anhydride	57.2	(412)	A	[87/5]
C ₁₀ H ₁₈ O ₃	(355–513) (355–513) (355–513) (355–513)	56.5	(406)	A	[87/5] [20279-49-6] [87/5][47/5] [31/1]
C ₁₀ H ₁₈ O ₃	(355–513) pentyl 2-acetoxypropionate	50.7±0.2	(360)	EB	[1538-75-6] [02/16]
C ₁₀ H ₁₈ O ₄	(347–513) diethyl adipate	47.4±0.2	(400)	EB	[02/16]
C ₁₀ H ₁₈ O ₄	(336–503) diisobutyl oxalate	44.0±0.4	(440)	EB	[02/16]
C ₁₀ H ₁₈ O ₄	(317–481) sebacinic acid	40.3±0.7	(480)	EB	[02/16]
C ₁₀ H ₁₈ O ₄	(312–501) diethyl ethylmethylmalonate	68.5	(327)	A	[87/5]
C ₁₀ H ₁₈ O ₄	(347–513) dipropyl succinate	57.5	(362)	A	[87/5] [141-28-6] [87/5][47/5]
C ₁₀ H ₁₈ O ₄	(350–524) diethyl ethylmethylmalonate	55.5	(351)	A	[2050-61-5] [87/5][47/5]
C ₁₀ H ₁₈ O ₄	(317–481) ethyl[1-(butoxycarbonyl)ethyl] carbonate	59.4	(365)	A	[925-15-5] [87/5][47/5]
C ₁₀ H ₁₈ O ₅	(456–625) ethyl[1-(butoxycarbonyl)ethyl] carbonate	53.2	(332)	A	[2049-70-9] [87/5]
C ₁₀ H ₁₈ O ₅		85.9	(471)		[111-20-6] [47/5]

TABLE 6. Enthalpies of vaporization of organic compounds, 1880–2002—Continued

Molecular formula	Compound (Temperature range/K)	$\Delta_{\text{vap}}H_m$ (kJ mol ⁻¹)	Mean temperature (T_m /K)	Method	CAS registry number Reference
C ₁₀ H ₁₈ O ₅	(324–473) 2-lactoyloxypropionic acid, butyl ester	70.2	(339)	A	[87/5]
C ₁₀ H ₁₈ O ₅	(336–407) 2-lactoyloxypropionic acid, sec-butyl ester	74.8	(351)	A	[87/5]
C ₁₀ H ₁₈ O ₅	(329–399) pentyl[1-(ethoxycarbonyl)methyl] carbonate	74.3	(344)	A	[87/5]
C ₁₀ H ₁₈ O ₅	(383–503) pentyl[1-(methoxycarbonyl)ethyl] carbonate	68.2	(398)	A	[87/5]
C ₁₀ H ₁₈ O ₆	(360–524) (<i>d</i>) diisopropyl tartrate	63.7	(375)	A	[87/5]
C ₁₀ H ₁₈ O ₆	(376–548) (<i>d</i>) dipropyl tartrate	65.7	(391)	A	[62961-64-2] [87/5][47/5]
C ₁₀ H ₁₉ ClNO ₅ P	(388–576) Phosphamidon	71.8	(403)	A	[2217-14-3] [87/5][47/5]
C ₁₀ H ₁₉ Cl ₂ N	(293–388) N,N- <i>bis</i> (2-chloroethyl)cyclohexylamine	90.1	(308)	A	[13171-21-6] [87/5][99/16]
C ₁₀ H ₁₉ N	(273–333) N-cyclopentylpiperidine	62.4	(288)	A, GS	[4261-59-0] [87/5][48/13] [99/16]
C ₁₀ H ₁₉ N	(283–318) decanenitrile (caprinitrile)	54.9±0.3	(301)	GS	[7335-04-8] [98/12]
C ₁₀ H ₁₉ N	(283–318) (381–519)	55.1±0.3	(298)	GS	[98/12]
C ₁₀ H ₁₉ NO ₃	(381–519) (<i>l</i>) N-acetylsoleucine, ethyl ester	58.0	(396)	A	[1975-78-6] [87/5]
C ₁₀ H ₁₉ NO ₃	(391–476) (<i>l</i>) N-acetylleucine, ethyl ester	66.8±0.4	(298)	C	[77/5]
C ₁₀ H ₁₉ NO ₃	(396–476) (<i>dl</i>) Malathion	57.8	(396)	EB	[71/4]
C ₁₀ H ₁₉ O ₆ PS ₂	(431–518) O,O-dimethyl-S-[1,2- <i>bis</i> (ethoxycarbonyl)ethyl]thiophosphate	54.4	(446)	EB	[71/4]
C ₁₀ H ₁₉ O ₇ PS	(283–406) 1,1,4-trimethylcycloheptane	69.1	(406)	A	[87/5]
C ₁₀ H ₂₀	(283–406) cyclodecane	74.8	(411)	A	[87/5]
C ₁₀ H ₂₀	(274–313) butylcyclohexane	71.1	(298)	A	[121-75-5] [87/5]
C ₁₀ H ₂₀	(274–313) tert-butylcyclohexane	93.4	(298)	A	[87/5]
C ₁₀ H ₂₀	(274–313) isobutylcyclohexane	45.5±0.2	(298)	C	[2158-55-6] [96/18]
C ₁₀ H ₂₀	(274–313) 1-isopropyl-4-methylcyclohexane	45.6±0.2	(298)	C	[95/19]
C ₁₀ H ₂₀	(274–313) n-pentylcyclopentane				
[Note: Text in [96/18] states 1,1,4-trimethylcycloheptane; however, the molecular structure of 1,1,4-trimethylcyclohexane is given in the paper.]					
C ₁₀ H ₂₀	(404–489) cyclohexane	45.1	(419)	A, EB	[293-96-9] [87/5][76/10]
C ₁₀ H ₂₀	(343–386) butylcyclohexane	48.2	(358)	EB	[87/5][76/10]
C ₁₀ H ₂₀	(274–313) tert-butylcyclohexane	47.4±0.2	(294)	GS	[1678-93-9] [95/27]
C ₁₀ H ₂₀	(274–313) isobutylcyclohexane	47.0±0.2	(298)	GS	[95/27]
C ₁₀ H ₂₀	(274–313) 1-isopropyl-4-methylcyclohexane	48.9±0.5	(298)	GC	[87/17]
C ₁₀ H ₂₀	(274–313) n-pentylcyclopentane	49.4±0.4	(298)	GCC	[78/16]
C ₁₀ H ₂₀	(274–313) 1-isopropyl-4-methylcyclohexane	49.4	(298)	GCC	[75/12]
C ₁₀ H ₂₀	(274–313) n-pentylcyclopentane	50.0	(298)	GCC	[71/28]
C ₁₀ H ₂₀	(367–457) sec-butylcyclohexane	44.9	(382)	A	[87/5][49/6] [7058-01-7]
C ₁₀ H ₂₀	(369–455) tert-butylcyclohexane	44.1	(384)	A	[87/5][49/6] [3178-22-1]
C ₁₀ H ₂₀	(369–455) isobutylcyclohexane	45.0±0.1	(328)	C	[81/14]
C ₁₀ H ₂₀	(369–455) 1-isopropyl-4-methylcyclohexane	44.0±0.1	(343)	C	[81/14]
C ₁₀ H ₂₀	(369–455) n-pentylcyclopentane	43.0±0.1	(358)	C	[81/14]
C ₁₀ H ₂₀	(369–455) 1-isopropyl-4-methylcyclohexane	42.4±0.1	(368)	C	[81/14]
C ₁₀ H ₂₀	(355–446) isobutylcyclohexane	42.9	(370)	A	[87/5][49/6] [1678-98-4]
C ₁₀ H ₂₀	(355–446) 1-isopropyl-4-methylcyclohexane	47.5	(298)	A	[75/12]
C ₁₀ H ₂₀	(355–446) n-pentylcyclopentane	43.5	(370)	A	[87/5][49/6] [99-82-1]
C ₁₀ H ₂₀	(382–443) n-pentylcyclopentane	43.6	(297)	A	[87/5] [3741-00-2]

TABLE 6. Enthalpies of vaporization of organic compounds, 1880–2002—Continued

Molecular formula	Compound (Temperature range/K)	$\Delta_{\text{vap}}H_m$ (kJ mol ⁻¹)	Mean temperature (T_m /K)	Method	CAS registry number Reference
C ₁₀ H ₂₀	1-decene (383–445)	51.0	(298)		[71/28] [872-05-9]
		43.8	(398)	A	[87/5]
		50.4±0.2	(298)	C	[77/1]
		50.5	(298)		[71/28]
		45.1	(375)		[50/6]
C ₁₀ H ₂₀	<i>cis</i> 2-decene (401–447)	43.6	(416)	A	[20348-51-0] [87/5]
C ₁₀ H ₂₀	<i>trans</i> 2-decene (401–447)	43.7	(416)	A	[20063-97-2] [87/5]
C ₁₀ H ₂₀	<i>cis</i> 3-decene (398–444)	43.1	(413)	A	[19398-86-8] [87/5]
C ₁₀ H ₂₀	<i>trans</i> 3-decene (398–445)	43.4	(413)	A	[19150-21-1] [87/5]
C ₁₀ H ₂₀	<i>cis</i> 4-decene (397–444)	43.0	(412)	A	[19398-88-0] [87/5]
C ₁₀ H ₂₀	<i>trans</i> 4-decene (398–444)	43.2	(413)	A	[19398-89-1] [87/5]
C ₁₀ H ₂₀	<i>cis</i> 5-decene (397–443)	42.9	(412)	A	[7433-78-5] [87/5]
C ₁₀ H ₂₀	<i>trans</i> 5-decene (398–444)	42.3	(413)	A	[7433-56-9] [87/5]
C ₁₀ H ₂₀	4-propyl-3-heptene (333–371)	43.7	(348)	A, MG	[4485-13-6] [87/5][55/11]
C ₁₀ H ₂₀	<i>trans</i> 2,2,4,4-tetramethyl-3-hexene	42.0±0.2	(298)	GCC	[79/17]
C ₁₀ H ₂₀ Br ₂	1,1-dibromodecane (442–610)	62.2	(457)	A, EST	[59104-80-2] [87/5][56/16]
					[70/14][99/16]
C ₁₀ H ₂₀ Br ₂	1,2-dibromodecane (368–524)	67.0	(383)	A	[28467-71-2] [87/5][47/5]
C ₁₀ H ₂₀ Cl ₂	1,1-dichlorodecane (415–577)	56.9	(430)	A, EST	[70/14] [3162-62-7] [87/5][56/16]
					[70/14]
C ₁₀ H ₂₀ Cl ₂	1,10-dichlorodecane (441–520)	61.1	(456)		[2162-98-3] [99/16]
		67.3			[98/20]
		73.1	(298)		[91/2]
C ₁₀ H ₂₀ F ₂	1,1-difluorodecane (364–504)	50.2	(379)	A, EST	[62127-43-9] [87/5][56/16] [70/14][99/16]
C ₁₀ H ₂₀ NO ₂	ethyl 2-(N,N-diethylamino)butanoate (283–313)	57.3±0.2	(298)	GS	[96/20]
C ₁₀ H ₂₀ N ₂ O ₂	tetraethyloxamide	63	(464)	TGA, DSC	[14288-05-2] [02/36]
C ₁₀ H ₂₀ O	<i>bis</i> (3-methyl-2-butenyl) ether (383–413)	47.8	(398)		[89/8]
C ₁₀ H ₂₀ O	(2-ethylhexyl) vinyl ether (330–451)	44.7	(345)	A	[103-44-6] [87/5]
C ₁₀ H ₂₀ O	1-butylcyclohexanol (362–481)	55.7	(377)	A	[5445-30-7] [87/5]
C ₁₀ H ₂₀ O	3,7-dimethyl-6-octene-1-ol (293–333)	72.6	(308)	A	[106-22-9] [87/5]
		65.9	(388)	A	[87/5]
C ₁₀ H ₂₀ O	(<i>l</i>) menthol (372–488)	59.1	(387)	A	[2216-51-5] [87/5]
		58.2	(344)		[47/5]
C ₁₀ H ₂₀ O	1-(1-methylcyclohexyl)-1-propanol (396–420)	55.4	(408)	A	[87/5]
C ₁₀ H ₂₀ O	2-(1-methylcyclohexyl)-2-propanol (393–418)	53.0	(405)	A	[27331-02-8] [87/5]
C ₁₀ H ₂₀ O	(<i>Z</i>) 3-decen-1-ol (323–363)	78.7	(298)	CGC	[10340-22-4] [00/10][94/13]

TABLE 6. Enthalpies of vaporization of organic compounds, 1880–2002—Continued

Molecular formula	Compound (Temperature range/K)	$\Delta_{\text{vap}}H_m$ (kJ mol ⁻¹)	Mean temperature (T_m /K)	Method	CAS registry number Reference
C ₁₀ H ₂₀ O	(E) 3-decen-1-ol (323–363)	78.8	(298)	CGC	[10339-60-3] [00/10][94/13]
C ₁₀ H ₂₀ O	(Z) 4-decen-1-ol (323–363)	79.6	(298)	CGC	[57074-37-0] [00/10][94/13]
C ₁₀ H ₂₀ O	(E) 4-decen-1-ol (323–363)	80.3	(298)	CGC	[10339-62-5] [00/10][94/13]
C ₁₀ H ₂₀ O	(Z) 5-decen-1-ol (323–363)	80.3	(298)	CGC	[51652-47-2] [00/10][94/13]
C ₁₀ H ₂₀ O	(E) 5-decen-1-ol (323–363)	80.6	(298)	CGC	[56578-18-8] [00/10][94/13]
C ₁₀ H ₂₀ O	(Z) 6-decen-1-ol (323–363)	80.3	(298)	CGC	[68760-59-8] [00/10][94/13]
C ₁₀ H ₂₀ O	(E) 6-decen-1-ol (323–363)	80.6	(298)	CGC	[38421-92-0] [00/10][94/13]
C ₁₀ H ₂₀ O	(Z) 7-decen-1-ol (323–363)	80.8	(298)	CGC	[16504-66-8] [00/10][94/13]
C ₁₀ H ₂₀ O	(E) 7-decen-1-ol (323–363)	81.1	(298)	CGC	[52957-12-7] [00/10][94/13]
C ₁₀ H ₂₀ O	(Z) 8-decen-1-ol (323–363)	81.6	(298)	CGC	[83799-67-1] [00/10][94/13]
C ₁₀ H ₂₀ O	(E) 8-decen-1-ol (323–363)	81.5	(298)	CGC	[83799-68-2] [00/10][94/13]
C ₁₀ H ₂₀ O	2-decanone (317–484)	51.7	(332)	A	[693-54-9] [87/5][47/5]
	(357–560)	55.1	(372)		[87/5]
		60.9 ± 0.5	(298)	GCC	[79/7]
	(358–568)	44.6	(487)		[75/8]
C ₁₀ H ₂₀ O	2,2,5,5-tetramethyl-3-hexanone	48.8 ± 0.2	(298)	C	[868-91-7] [70/18]
C ₁₀ H ₂₀ O	decanal (308–353)	60.5	(298)	CGC	[112-31-2] [96/7][00/10]
	(288–333)	57.3	(303)	A	[87/5]
	(293–358)	57.3	(308)	A	[87/5]
		60.4 ± 0.3	(298)		[81/18]
	(324–482)	56.3	(339)		[87/5][47/5]
C ₁₀ H ₂₀ O ₂	2-heptyl-1,3-dioxolane (318–453)	62.0	(333)	A	[4359-57-3] [87/5]
C ₁₀ H ₂₀ O ₂	2-(1-ethylpentyl)-1,3-dioxolane (333–453)	55.3	(348)	A	[4359-47-1] [87/5]
C ₁₀ H ₂₀ O ₂	4-hexyl-1,3-dioxane (318–453)	56.9	(333)	A	[2244-85-1] [87/5]
C ₁₀ H ₂₀ O ₂	3-pentyl-4-hydroxytetrahydropyran (383–453)	72.6	(398)	A	[61827-60-9] [87/5]
C ₁₀ H ₂₀ O ₂	2-butoxy-3-hexanone (333–418)	39.5	(348)	A	[87/5]
C ₁₀ H ₂₀ O ₂	hydroxycitronellal (283–333)	75.3	(298)	A, ME	[107-75-5] [87/5][55/8]
C ₁₀ H ₂₀ O ₂	octyl acetate				[112-14-1]
		61.7	(298)	GC	[97/22]
	(334–417)	54.9	(349)	A	[87/5]
	(345–472)	47.8	(360)	A	[87/5]
C ₁₀ H ₂₀ O ₂	ethyl octanoate (382–412)	52.5 ± 0.2	(397)	EB	[106-32-1] [91/7]
	(382–412)	59.5 ± 1.3	(298)	EB	[91/7]
	(330–480)	53.2	(345)	A	[87/5]
C ₁₀ H ₂₀ O ₂	2-ethylhexylacetate (333–472)	50.1	(348)	A	[103-09-3] [87/5]
C ₁₀ H ₂₀ O ₂	isopentyl isovalerate (341–479)	46.4	(356)	A	[659-70-1] [87/5]
	(300–467)	47.2	(315)		[47/5]
C ₁₀ H ₂₀ O ₂	neopentyl pivalate (280–310)	49.1 ± 0.5	(295)	GS	[5340-26-1] [99/4]
	(280–310)	48.9 ± 0.5	(298)	GS	[99/4]
C ₁₀ H ₂₀ O ₂	methyl nonanoate				[1731-84-6]

TABLE 6. Enthalpies of vaporization of organic compounds, 1880–2002—Continued

Molecular formula	Compound (Temperature range/K)	$\Delta_{\text{vap}}H_m$ (kJ mol ⁻¹)	Mean temperature (T_m /K)	Method	CAS registry number Reference
		57.4	(350)		[02/27]
		56.7±0.3	(364)		[02/27]
		61.6±0.4	(298)		[02/27]
		57.7±0.7	(298)	GC	[87/17]
		62.0±0.5	(298)	GCC	[80/5]
		62.0±0.4	(298)	C	[77/1]
C ₁₀ H ₂₀ O ₂	(364–439) decanoic acid (capric acid)	55.6	(379)	A, EST	[87/5][63/16] [334-48-5]
	(398–543)	76.4	(413)	A	[87/5]
	(305–323)	88.6	(314)	ME, TE	[82/4]
		71.4	(418)	I	[43/7]
C ₁₀ H ₂₀ O ₃	propyl 3-butoxypropionate (373–473)	44.2	(388)	A	[14144-47-9] [87/5]
C ₁₀ H ₂₀ O ₃	pentyl 3-ethoxypropionate (374–498)	54.1	(389)	A	[14144-36-6] [87/5]
C ₁₀ H ₂₀ O ₃	methyl 3-hexyloxypropionate (373–473)	55.1	(388)	A	[7419-97-8] [87/5]
C ₁₀ H ₂₀ O ₄	diethylene glycol monobutyl ether acetate (393–520)	57.7	(408)	A	[124-17-4] [87/5]
C ₁₀ H ₂₀ O ₅	1,4,7,10,13-pentaoxacyclopentadecane (15-crown-5)	75.7±1.7	(298)	CGC	[33100-27-5] [00/9]
		79.6±0.3	(298)	C	[82/9]
C ₁₀ H ₂₁ Br	1-bromodecane (391–545)	56.1	(406)		[112-29-8] [99/16]
	(383–570)	56.6	(398)	A, EST	[87/5][61/13]
C ₁₀ H ₂₁ Cl	1-chlorodecane	64.0±0.2	(298)	GS	[1002-69-3] [01/1]
	(379–530)	54.4	(394)		[99/16]
	(359–499)	56.2	(374)	A, DTA	[87/5][69/5]
C ₁₀ H ₂₁ F	1-fluorodecane (342–503)	50.4	(357)	A	[334-56-5] [87/5][61/13]
C ₁₀ H ₂₁ I	1-iododecane (407–571)	57.4	(422)		[2050-77-3] [99/16]
	(397–598)	58.1	(412)	A, EST	[87/5][61/13]
C ₁₀ H ₂₁ N	N,α-dimethylcyclohexanethylamine (270–300)	50.2	(285)	A	[101-40-6] [87/5]
C ₁₀ H ₂₁ NO	N,N-diethylhexanamide (373–443)	47.7	(388)	A	[6282-97-9] [87/5]
C ₁₀ H ₂₂	decane (337–376)	46.6	(352)		[124-18-5] [02/13]
		51.1±3.9	(298)	CGC	[00/9]
		51.5	(299)	C	[96/22]
		50.5	(314)	C	[96/22]
		50.1	(324)	C	[96/22]
		49.2	(334)	C	[96/22]
	(403–453)	50.9	(298)	CGC	[95/21]
	(423–473)	51.5	(298)	CGC	[95/21]
		51.4	(298)		[94/12]
	(409–584)	42.5	(424)		[92/2]
	(268–490)	48.1	(340)	EB, IPM	[89/1]
	(268–490)	51.4	(298)	EB, IPM	[89/1]
	(252–383)	53.8	(267)	A	[87/5]
	(447–526)	41.7	(462)	A	[87/5]
	(524–617)	38.6	(539)	A	[87/5]
	(298–347)	50.3	(313)	GS	[86/6]
	(308–351)	49.8±1.7			[84/12]
		51.4±0.1	(298)	C	[82/18]
	(243–310)	55.9	(258)		[73/11]
		51.4	(298)		[71/28]
	(373–443)	45.3	(388)		[87/5][70/6]
		51.4	(298)	C	[47/7]
	(368–440)	45.5	(383)	MM	[45/2]
C ₁₀ H ₂₂	2-methylnonane (324–441)	46.4±0.2	(339)	A	[871-83-0] [87/5]

TABLE 6. Enthalpies of vaporization of organic compounds, 1880–2002—Continued

Molecular formula	Compound (Temperature range/K)	$\Delta_{\text{vap}}H_m$ (kJ mol ⁻¹)	Mean temperature (T_m /K)	Method	CAS registry number Reference
C ₁₀ H ₂₂	3-methylnonane	47.3±0.2	(328)	C	[84/8]
		46.2±0.2	(343)	C	[84/8]
		45.0±0.2	(358)	C	[84/8]
		51.0	(298)		[71/28]
C ₁₀ H ₂₂	3-methylnonane	47.3±0.2	(328)	C	[5911-04-6] [84/8]
		46.2±0.2	(343)	C	[84/8]
		45.1±0.2	(358)	C	[84/8]
		50.2	(298)		[71/28]
C ₁₀ H ₂₂	4-methylnonane	49.5	(298)		[17301-94-9] [61/30]
C ₁₀ H ₂₂	5-methylnonane	47.0±0.2	(328)	C	[15869-85-9] [84/8]
		45.9±0.2	(343)	C	[84/8]
		44.6±0.2	(358)	C	[84/8]
		49.8	(298)		[71/28]
C ₁₀ H ₂₂	3-ethyloctane	49.0	(298)		[5881-17-4] [71/28]
C ₁₀ H ₂₂	4-ethyloctane	48.1	(298)		[15869-86-0] [71/28]
C ₁₀ H ₂₂	4-propylheptane	48.5	(298)		[3178-29-8] [71/28]
		(331–430)	44.1	(346)	A, MG
C ₁₀ H ₂₂	4-isopropylheptane	47.3	(298)		[71/28]
		2,2-dimethyloctane	49.0	(298)	
C ₁₀ H ₂₂	2,3-dimethyloctane	48.1	(298)		[7146-60-3] [71/28]
C ₁₀ H ₂₂	2,4-dimethyloctane	44.9±0.2	(328)	C	[4032-94-4] [84/4]
		43.6±0.2	(343)	C	[84/4]
		42.4±0.2	(358)	C	[84/4]
		48.5	(298)		[71/28]
C ₁₀ H ₂₂	2,5-dimethyloctane	49.0	(298)		[15869-89-3] [71/28]
C ₁₀ H ₂₂	2,6-dimethyloctane	49.3	(298)		[2051-30-1] [71/28]
		2,7-dimethyloctane	47.7	(298)	
C ₁₀ H ₂₂	(279–433) 3,3-dimethyloctane	45.2	(294)	A	[87/5][47/5] [4110-44-5]
		48.5	(298)		[71/28]
C ₁₀ H ₂₂	3,4-dimethyloctane	48.1	(298)		[15869-92-8] [71/28]
C ₁₀ H ₂₂	3,5-dimethyloctane	48.5	(298)		[15869-93-9] [71/28]
C ₁₀ H ₂₂	3,6-dimethyloctane	47.3	(298)		[15869-94-0] [71/28]
C ₁₀ H ₂₂	4,4-dimethyloctane	48.1	(298)		[15869-95-1] [71/28]
		4,5-dimethyloctane	48.5	(298)	
C ₁₀ H ₂₂	2-methyl-3-ethylheptane	48.1	(298)		[14676-29-0] [71/28]
C ₁₀ H ₂₂	2-methyl-4-ethylheptane	47.3	(298)		[52896-88-5] [71/28]
		2-methyl-5-ethylheptane	48.1	(298)	
C ₁₀ H ₂₂	3-methyl-3-ethylheptane	47.7	(298)		[17302-01-1] [71/28]
C ₁₀ H ₂₂	3-methyl-4-ethylheptane	47.7	(298)		[52896-89-6] [71/28]
C ₁₀ H ₂₂	3-methyl-5-ethylheptane				[71/28]

TABLE 6. Enthalpies of vaporization of organic compounds, 1880–2002—Continued

Molecular formula	Compound (Temperature range/K)	$\Delta_{\text{vap}}H_m$ (kJ mol ⁻¹)	Mean temperature (T_m /K)	Method	CAS registry number Reference
C ₁₀ H ₂₂	4-methyl-3-ethylheptane	47.7	(298)		[71/28]
C ₁₀ H ₂₂	4-methyl-4-ethylheptane	48.1	(298)		[61/30]
C ₁₀ H ₂₂	2,2,3-trimethylheptane	47.2	(298)		[61/30]
C ₁₀ H ₂₂	2,2,4-trimethylheptane	46.9	(298)		[52896-92-1] [71/28]
C ₁₀ H ₂₂	2,2,5-trimethylheptane	45.6	(298)		[14720-74-2] [71/28]
C ₁₀ H ₂₂	2,2,6-trimethylheptane	46.0	(298)		[20291-95-6] [71/28]
C ₁₀ H ₂₂	2,3,3-trimethylheptane	46.4	(298)		[1190-83-6] [71/28]
C ₁₀ H ₂₂	2,3,4-trimethylheptane	46.9	(298)		[52896-93-2] [71/28]
C ₁₀ H ₂₂	2,3,5-trimethylheptane	47.3	(298)		[52896-95-4] [71/28]
C ₁₀ H ₂₂	2,3,6-trimethylheptane	47.3	(298)		[20278-85-7] [71/28]
C ₁₀ H ₂₂	2,4,4-trimethylheptane	47.3	(298)		[4032-93-3] [71/28]
C ₁₀ H ₂₂	2,4,5-trimethylheptane	45.2	(298)		[4032-92-2] [71/28]
C ₁₀ H ₂₂	2,4,6-trimethylheptane	46.9	(298)		[20278-84-6] [71/28]
C ₁₀ H ₂₂	2,5,5-trimethylheptane	46.4	(298)		[2613-61-8] [71/28]
C ₁₀ H ₂₂	3,3,4-trimethylheptane	46.0	(298)		[1189-99-7] [71/28]
C ₁₀ H ₂₂	3,3,5-trimethylheptane	46.9	(298)		[20278-88-0] [71/28]
C ₁₀ H ₂₂	3,4,4-trimethylheptane	46.0	(298)		[7154-80-5] [71/28]
C ₁₀ H ₂₂	3,4,5-trimethylheptane	46.4	(298)		[20278-88-0] [71/28]
C ₁₀ H ₂₂	2-methyl-3-isopropylhexane	47.3	(298)		[20278-89-1] [71/28]
C ₁₀ H ₂₂	3,3-diethylhexane	46.4	(298)		[71/28]
C ₁₀ H ₂₂	3,4-diethylhexane	47.3	(298)		[17302-02-2] [71/28]
C ₁₀ H ₂₂	2,2-dimethyl-3-ethylhexane	47.7	(298)		[19398-77-7] [71/28]
C ₁₀ H ₂₂	2,2-dimethyl-4-ethylhexane	46.0	(298)		[20291-91-2] [71/28]
C ₁₀ H ₂₂	2,3-dimethyl-3-ethylhexane	45.2	(298)		[52896-99-8] [71/28]
C ₁₀ H ₂₂	2,3-dimethyl-4-ethylhexane	46.9	(298)		[52897-00-4] [71/28]
C ₁₀ H ₂₂	2,4-dimethyl-3-ethylhexane	46.9	(298)		[52897-01-5] [71/28]
C ₁₀ H ₂₂	2,4-dimethyl-4-ethylhexane	46.9	(298)		[7220-26-0] [71/28]
C ₁₀ H ₂₂	2,5-dimethyl-3-ethylhexane	46.4	(298)		[52897-03-7] [71/28]
C ₁₀ H ₂₂	3,3-dimethyl-4-ethylhexane	46.4	(298)		[52897-04-8] [71/28]
C ₁₀ H ₂₂	3,4-dimethyl-3-ethylhexane	46.4	(298)		[52897-05-9] [71/28]
C ₁₀ H ₂₂	2,2,3,3-tetramethylhexane	46.4	(298)		[52897-06-0] [71/28]
C ₁₀ H ₂₂	2,2,3,4-tetramethylhexane	45.2	(298)		[13475-81-5] [71/28]

TABLE 6. Enthalpies of vaporization of organic compounds, 1880–2002—Continued

Molecular formula	Compound (Temperature range/K)	$\Delta_{\text{vap}}H_m$ (kJ mol ⁻¹)	Mean temperature (T_m /K)	Method	CAS registry number Reference
C ₁₀ H ₂₂	2,2,3,5-tetramethylhexane	45.6	(298)		[71/28] [52897-09-3]
C ₁₀ H ₂₂	2,2,4,4-tetramethylhexane	45.2	(298)		[71/28] [51750-65-3]
C ₁₀ H ₂₂	2,2,4,5-tetramethylhexane	43.5	(298)		[71/28] [16747-42-5]
C ₁₀ H ₂₂	2,2,5,5-tetramethylhexane	44.4	(298)		[71/28] [1071-81-4]
C ₁₀ H ₂₂	2,3,3,4-tetramethylhexane	43.5	(298)		[71/28] [52897-10-6]
C ₁₀ H ₂₂	2,3,3,5-tetramethylhexane	46.4	(298)		[71/28] [52897-11-7]
C ₁₀ H ₂₂	2,3,4,4-tetramethylhexane	45.2	(298)		[71/28] [52897-12-8]
C ₁₀ H ₂₂	2,3,4,5-tetramethylhexane	46.0	(298)		[71/28] [52897-15-1]
C ₁₀ H ₂₂	3,3,4,4-tetramethylhexane	46.0	(298)		[71/28] [5171-84-6]
C ₁₀ H ₂₂	2,4-dimethyl-3-isopentylpentane	42.3	(298)		[71/28] [13475-79-1]
C ₁₀ H ₂₂	2-methyl-3,3-diethylpentane	45.6	(298)		[71/28] [52897-16-2]
C ₁₀ H ₂₂	2,2,3-trimethyl-3-ethylpentane	47.3	(298)		[71/28] [52897-17-3]
C ₁₀ H ₂₂	2,2,4-trimethyl-3-ethylpentane	46.0	(298)		[71/28] [52897-18-4]
C ₁₀ H ₂₂	2,3,4-trimethyl-3-ethylpentane	44.8	(298)		[71/28] [52897-19-5]
C ₁₀ H ₂₂	2,2,3,3,4-pentamethylpentane	46.4	(298)		[71/28] [16747-44-7]
C ₁₀ H ₂₂	2,2,3,4,4-pentamethylpentane	45.2	(298)		[71/28] [16747-45-8]
C ₁₀ H ₂₂ O	hexyl <i>tert</i> -butyl ether	43.5	(298)		[71/28] [69775-79-7]
C ₁₀ H ₂₂ O	pentyl <i>tert</i> -amyl ether	53.2	(298)		[U/2][02/32]
C ₁₀ H ₂₂ O	ethyl <i>tert</i> -octyl ether	53.5	(298)		[U/2][02/32]
C ₁₀ H ₂₂ O	dipentyl ether	45.3±0.3	(298)		[U/2][02/32] [693-65-2]
	(373–460)	46.2	(388)	A	[87/5]
	(423–480)	45.6	(451)		[68/13]
C ₁₀ H ₂₂ O	butyl hexyl ether				[54459-71-1] [85/2]
C ₁₀ H ₂₂ O	diisopentyl ether	53.2±0.1	(298)	C	[544-01-4] [95/21]
	(353–393)	51.4	(298)	CGC	[68/13]
	(417–470)	41.4	(443)		[87/5][47/5]
	(291–447)	47.6	(306)	A	[112-30-1] [01/3]
C ₁₀ H ₂₂ O	1-decanol				[01/3]
	(281–327)	79.5	(309)	GS	[99/11]
	(281–327)	80.9	(298)	GS	[95/21]
	(278–378)	81.1	(293)		[94/13][00/10]
	(373–423)	81.7	(298)	CGC	[92/14]
	(353–393)	79.3	(298)	CGC	[87/5]
	(283–388)	75.4	(336)		[87/5]
	(349–410)	71.6	(364)	A	[87/5]
	(405–528)	62.6	(420)	A	[87/5]
	(474–529)	53.9	(489)	A	[87/5]
		78.2±0.8	(323)	C	[79/6]
		81.5±0.8	(298)	C	[79/6]
		81.5±0.8	(298)	C	[77/1]
	(298–325)	77.6	(313)		[73/26]
	(400–529)	63.5	(415)	A, EB	[87/5][70/2]
	(378–504)	69.5	(393)	DTA	[69/5]

TABLE 6. Enthalpies of vaporization of organic compounds, 1880–2002—Continued

Molecular formula	Compound (Temperature range/K)	$\Delta_{\text{vap}}H_m$ (kJ mol ⁻¹)	Mean temperature (T_m /K)	Method	CAS registry number Reference
C ₁₀ H ₂₂ O	(298–325)	77.6	(311)	ME	[65/15]
	(364–461)	69.6	(379)		[58/2]
C ₁₀ H ₂₂ O ₂	(<i>dl</i>) 3,7-dimethyl-1-octanol (341–467)	79.1	(356)	A	[106-21-8] [87/5]
	ethylene glycol dibutyl ether (356–476)	55.9	(371)	A	[112-48-1] [87/5]
C ₁₀ H ₂₂ O ₂	ethylene glycol diisobutyl ether (336–456)	58.8±0.1	(298)	C	[70/17]
		46.1	(351)	A	[5669-09-0] [87/5]
C ₁₀ H ₂₂ O ₂	ethylene glycol mono(2-ethylhexyl) ether (381–502)	56.5	(396)	A	[1559-35-9] [87/5]
C ₁₀ H ₂₂ O ₂	acetaldehyde dibutyl ether (303–464)	47.3	(318)	A	[871-22-7] [87/5]
C ₁₀ H ₂₂ O ₂	3,4-diethyl-3,4-hexanediol (405–507)	54.7	(420)	A, EB	[6931-71-1] [87/5][79/10]
C ₁₀ H ₂₂ O ₂	3-ethyl-3-hydroxymethyl-2-heptanol (338–500)	63.4	(353)		[87/5]
C ₁₀ H ₂₂ O ₃	diethylene glycol monoethyl ether (406–531)	62.7	(421)	A	[112-59-4] [87/5]
C ₁₀ H ₂₂ O ₃	dipropylene glycol monobutyl ether (337–500)	63.2	(352)	A	[24083-03-2] [87/5][47/5]
C ₁₀ H ₂₂ O ₄	tripropylene glycol monomethyl ether (308–515)	58.7	(323)	A	[20324-33-8] [87/5]
C ₁₀ H ₂₂ O ₅	tetraethylene glycol dimethyl ether (tetraglyme) (419–553)	76.9±2.6	(298)	CGC	[143-24-8] [00/9]
		58.0	(434)	A	[87/5]
C ₁₀ H ₂₂ S	1-ethylthiooctane (384–545)	63.9±0.6	(298)	EB	[3698-94-0] [96/3]
					[143-10-2]
C ₁₀ H ₂₂ S	1-decanethiol (390–544) (283–293) (413–534)	56.4	(405)		[99/16]
		58.6	(288)	A	[87/5]
		54.6	(428)	A	[87/5]
		65.5±0.5	(298)	C	[77/1]
C ₁₀ H ₂₂ S	2-decanethiol (380–534)	54.6	(395)		[13402-60-3] [99/16]
C ₁₀ H ₂₂ S	diisopentyl sulfide (339–366) (340–365)	57.9	(352)	A	[544-02-5] [87/5][99/16]
		56.9	(352)	C	[62/17]
C ₁₀ H ₂₂ S	dipentyl sulfide (346–365) (346–366) (346–366)	U66.3	(356)		[872-10-6] [99/16]
		58.7	(356)	A	[87/5]
		57.5	(358)	EB	[62/17]
					[112-51-6]
C ₁₀ H ₂₂ S ₂	dipentyl disulfide (410–571)	59.8	(425)		[99/16]
		71.1±0.2	(298)	C	[85/2]
C ₁₀ H ₂₂ S ₂	1,10-decanedithiol (434–571)	72.3	(449)	A	[1191-67-9] [87/5][99/16] [43/6]
					[2016-57-1]
C ₁₀ H ₂₃ N	decylamine (410–506)	52.4	(425)	A, EST	[87/5][56/17]
C ₁₀ H ₂₃ N	N,N-dimethyloctylamine (284–323) (371–517)	54.0±0.5	(303)		[7378-99-6] [97/21]
		50.2	(386)	A	[87/5]
C ₁₀ H ₂₃ N	dipentylamine (379–527)	51.2	(394)	A	[2050-92-2] [87/5]
C ₁₀ H ₂₃ N ₂	N-methyl-N-(dimethylamino)hydrazone acetone (288–315)	62.3	(301)		[80/20]
C ₁₀ H ₂₃ N ₃	[2-(dimethylamino)ethyl]methylhydrazone-2-propanone (288–315)	62.3	(301)	A	[67752-90-3] [87/5]
C ₁₀ H ₂₄ NO ₃ PS	O,O-diethyl-S-[2-(diethylamino)ethyl]thiophosphate (358–407)	94.5	(373)	A	[78-53-5] [87/5][99/16]
C ₁₀ H ₂₄ N ₄	tetrakis(dimethylamino)ethylene (358–485)	53.9±0.5	(298)	EB	[996-70-3] [97/7]

TABLE 6. Enthalpies of vaporization of organic compounds, 1880–2002—Continued

Molecular formula	Compound (Temperature range/K)	$\Delta_{\text{vap}}H_m$ (kJ mol ⁻¹)	Mean temperature (T_m /K)	Method	CAS registry number Reference
C ₁₁ F ₂₁ N ₃	2,2,2-trifluoro-N-[2,2,2-trifluoro-1-(trifluoromethyl)ethylidene]-N'-[2,2,2-trifluoro-1-(trifluoromethyl)-1-[[2,2,2-trifluoro-1-(trifluoro-methyl)ethylidene]amino]ethyl] ethanimidamide	39.8			[57731-09-6] [75/42]
C ₁₁ F ₂₂	perfluoro(1-methyl-4- <i>tert</i> -butylcyclohexane) (mix <i>cis</i> + <i>trans</i>)	45.8	(360)		[75169-50-5] [99/16]
C ₁₁ F ₂₂	perfluoro(1-methyl-4- <i>tert</i> -butylcyclohexane) (isomer not specified)	54.1 ± 0.5	(298)	EB	[81/23]
C ₁₁ F ₂₄ O ₂	octadecafluoro-1,9- <i>bis</i> (trifluoromethoxy)nonane	43.0	(323)		[99/16]
C ₁₁ H ₄ Cl ₅ NO ₂	2,2,4-trichloro-5-[(3,4-dichlorophenyl)amino]-4-cyclopentene-1,3-dione	87.5	(468)	GC	[77765-41-4] [80/25]
C ₁₁ H ₅ BrCl ₃ NO ₂	2,2,4-trichloro-5-[(2-bromophenyl)amino]-4-cyclopentene-1,3-dione	67.5	(468)	GC	[73373-59-8] [80/25]
C ₁₁ H ₅ BrCl ₃ NO ₂	2,2,4-trichloro-5-[(3-bromophenyl)amino]-4-cyclopentene-1,3-dione	78.1	(468)	GC	[73373-60-1] [80/25]
C ₁₁ H ₅ BrCl ₃ NO ₂	2,2,4-trichloro-5-[(4-bromophenyl)amino]-4-cyclopentene-1,3-dione	82.9	(468)	GC	[73373-61-2] [80/25]
C ₁₁ H ₅ Cl ₄ NO ₂	2,2,4-trichloro-5-[(4-chlorophenyl)amino]-4-cyclopentene-1,3-dione	86.2	(468)	GC	[73373-63-4] [80/25]
C ₁₁ H ₇ N ₃	2,2-dicyano-1-phenylpropionitrile	66.9		B	[6023-46-7] [94/5]
C ₁₁ H ₈ N ₄	1,1,2,2-tetracyano-4-methyl-4-cyclohexene	82.0 ± 2.1		MG	[71/37]
C ₁₁ H ₈ O ₂	1-naphthoic acid	97.2	(472)	A	[86-55-5] [87/5]
C ₁₁ H ₈ O ₂	2-naphthoic acid	98.9	(478)	A	[93-09-4] [87/5]
C ₁₁ H ₉ Cl	1-(chloromethyl)naphthalene	59.8	(494)		[86-52-2] [99/16]
C ₁₁ H ₉ N	2-phenylpyridine	U90.2	(422)	A	[87/5]
C ₁₁ H ₉ N	3-phenylpyridine	68.7 ± 4.6	(298)	CGC	[1009-89-5] [00/3]
C ₁₁ H ₉ N		64.5 ± 4.5	(298)	CGC	[1008-88-4] [00/3]
C ₁₁ H ₁₀	1-methylnaphthalene	62.4	(298)	GC	[92-12-0] [02/18]
		50.0	(500)		[92/2]
		63.3	(274)		[88/12]
		49.6	(455)		[81/1]
		45.9	(525)		[81/1]
		57.5	(293)	A, GS	[87/5][79/11]
		57.3 ± 0.4	(298)	C	[74/28]
		52.3	(430)	A, GS	[87/5][55/7]
C ₁₁ H ₁₀	2-methylnaphthalene	48.4	(465)		[91-57-6] [81/1]
		46.4	(505)		[81/1]
		51.2	(438)	A, GS	[87/5][55/7]
C ₁₁ H ₁₁ Cl ₃ O ₃	2,4,5-trichlorophenoxyacetic acid, propyl ester	83.2	(459)	A	[1928-40-1] [87/5][99/16]
C ₁₁ H ₁₁ N	2,4-dimethylquinoline	56.3	(473)	A	[1198-37-4] [87/5]
C ₁₁ H ₁₁ N	2,6-dimethylquinoline	55.7	(476)	A	[877-43-0] [87/5]
C ₁₁ H ₁₂ Cl ₂ O ₃	2,4-dichlorophenoxyacetic acid, isopropyl ester	69.5	(475)	A	[94-11-1] [87/5][99/16]
C ₁₁ H ₁₂ Cl ₂ O ₃	2,4-dichlorophenoxyacetic acid, propyl ester	77.3	(459)	A	[1928-61-1] [87/5][99/16]
C ₁₁ H ₁₂ Cl ₂ O ₄	2,4-dichlorophenoxyacetic acid, 3-hydroxypropyl ester	72.1	(473)	A	[28191-20-0] [87/5][99/16]
C ₁₁ H ₁₂ O	2-ethylidene-3-phenylpropanal	73.6	(348)	A	[87/5]
C ₁₁ H ₁₂ O ₂	benzyl methacrylate	70.5	(362)	A	[2495-37-6] [87/5]
C ₁₁ H ₁₂ O ₂	ethyl cinnamate				[103-36-6]

TABLE 6. Enthalpies of vaporization of organic compounds, 1880–2002—Continued

Molecular formula	Compound (Temperature range/K)	$\Delta_{\text{vap}}H_m$ (kJ mol ⁻¹)	Mean temperature (T_m /K)	Method	CAS registry number Reference
C ₁₁ H ₁₂ O ₂	(453–544) 1-phenyl-1,3-pentanedione	57.8	(468)	A	[87/5] [5331-64-6]
	(371–550)	64.6	(386)	A	[87/5]
C ₁₁ H ₁₂ O ₂	1-phenyl-4,7-dioxaspiro[2.4]heptane (307–333)	71.3±0.7	(298)	GS	[39522-76-4] [02/32]
	(288–302)	69.6±0.7		GS	[98/21]
C ₁₁ H ₁₂ O ₂	4-carboxymethylpentacyclo[4.3.0.0.2 ⁵ 0 ^{4,7}]nonane (303–343)	80.0±1.7	(333)		[40317-63-3] [84/12]
C ₁₁ H ₁₂ O ₃	benzoylactic acid, ethyl ester (380–538)	72.1	(395)	A	[94-02-0] [87/5]
C ₁₁ H ₁₂ O ₃	myristicin (368–553)	61.2	(383)	A	[607-91-0] [87/5]
C ₁₁ H ₁₂ O ₃	2-piperonylpropanal (373–423)	74.5	(388)	A	[87/5]
C ₁₁ H ₁₃ Cl ₃	4- <i>tert</i> -butyl-2,3,6-trichlorotoluene (423–570)	62.7	(438)	A	[61468-36-8] [87/5][73/15] [99/16]
					[4912-92-9]
C ₁₁ H ₁₄	1,1-dimethylindane (313–348)	50.1	(328)	A	[87/5]
	(313–467)	50.5	(328)	A	[87/5]
	(387–467)	45.9	(402)	A	[87/5]
C ₁₁ H ₁₄	4,6-dimethylindane (313–467)	56.9	(328)	A	[1685-82-1] [87/5]
	(313–363)	56.4	(328)	A	[87/5]
	(415–467)	50.3	(430)	A	[87/5]
C ₁₁ H ₁₄	4,7-dimethylindane (313–470)	54.7	(328)	A	[6682-71-9] [87/5]
	(313–363)	56.9	(328)	A	[87/5]
	(417–470)	50.6	(432)	A	[87/5]
C ₁₁ H ₁₄	4-isopropylstyrene (408–478)	48.5	(423)	A	[2055-40-5] [87/5]
C ₁₁ H ₁₄	5-methyl-1,2,3,4-tetrahydronaphthalene (416–508)	53.4	(431)	A	[2809-64-5] [87/5]
C ₁₁ H ₁₄	6-methyl-1,2,3,4-tetrahydronaphthalene (411–502)	53.7	(426)	A	[1680-51-9] [87/5]
C ₁₁ H ₁₄	2,4,5-trimethylstyrene (352–490)	56.4	(367)	A	[3937-24-4] [87/5][49/18]
C ₁₁ H ₁₄	2,4,6-trimethylstyrene (362–483)	50.9	(377)	A	[769-25-5] [87/5][49/18]
C ₁₁ H ₁₄ Cl ₂	4- <i>tert</i> -butyl-2,5-dichlorotoluene (395–538)	57.0	(410)	A	[61468-35-7] [87/5][73/15] [99/16]
C ₁₁ H ₁₄ N ₂ O ₄	3-nitro-(4-nitrophenyl)pentane (321–358)	88.0±0.8	(298)	GS	[97/5]
C ₁₁ H ₁₄ O	<i>tert</i> -butyl phenyl ketone (330–493)	55.5	(345)	A	[938-16-9] [87/5][47/5]
C ₁₁ H ₁₄ O	2-ethyl-3-phenylpropanal (343–388)	64.6	(358)	A	[87/5]
C ₁₁ H ₁₄ O	isobutyl phenyl ketone (331–501)	55.7	(346)	A	[582-62-7] [87/5][47/5]
C ₁₁ H ₁₄ O	2,3,5-trimethylacetophenone (352–557)	57.9	(367)	A	[87/5][47/5]
C ₁₁ H ₁₄ O ₂	1,1-dimethoxy-2-phenylcyclopropane (278–313)	63.9±0.6		GS	[98/21]
C ₁₁ H ₁₄ O ₂	3-acetoxy-1-phenylpropane (293–333)	74.3	(306)	A	[87/5]
C ₁₁ H ₁₄ O ₂	butyl benzoate (374–474)	63.2	(394)	BG	[120-50-3] [88/2]
	(374–474)	55.7	(452)	BG	[88/2]
	(343–405)	59.1	(358)	A	[87/5]
C ₁₁ H ₁₄ O ₂	1,2-dimethoxy-4-(1-propenyl)benzene (358–521)	61.9	(373)	A	[93-16-3] [87/5][47/5]
C ₁₁ H ₁₄ O ₂	isobutyl benzoate (370–467)	60.4	(393)	BG	[136-60-7] [88/2]

TABLE 6. Enthalpies of vaporization of organic compounds, 1880–2002—Continued

Molecular formula	Compound (Temperature range/K)	$\Delta_{\text{vap}}H_m$ (kJ mol ⁻¹)	Mean temperature (T_m /K)	Method	CAS registry number Reference
C ₁₁ H ₁₄ O ₂	(370–467)	54.4	(449)	BG	[88/2]
	(291–300)	58.1	(295)	A	[87/5]
	(338–510)	57.1	(353)	A	[87/5][47/5] [2510-99-8]
C ₁₁ H ₁₄ O ₂	ethyl 2-phenylpropionate (293–329)	63.2±0.3	(311)	GS	[99/2]
	(293–329)	64.0±0.3	(298)	GS	[99/2]
C ₁₁ H ₁₄ O ₂	1-(4-methoxyphenyl)-2-butanone (373–443)	62.6	(388)	A	[53917-01-4] [87/5]
C ₁₁ H ₁₄ O ₃	butyl 4-hydroxybenzoate	72.2		TGA	[01/20]
C ₁₁ H ₁₄ O ₃	2-piperonylpropanol (373–443)	84.8	(388)	A	[87/5]
C ₁₁ H ₁₅ Cl	4- <i>tert</i> -butyl-2-chlorotoluene (372–503)	54.0	(387)	A	[42597-10-4] [87/5][73/15] [99/16]
	2-phenylethylazetidene (302–333)	62.2	(317)	A	[42525-65-2] [87/5][76/22]
C ₁₁ H ₁₅ N	N-phenylpiperidine (284–323)	64.0±0.4	(303)	GS	[4096-20-2] [98/12]
	(284–323)	64.3±0.4	(298)	GS	[98/12]
C ₁₁ H ₁₅ NO	N,N-diethylbenzamide (373–403)	56.5	(388)	A	[1696-17-9] [87/5]
	(374–405)	53.2	(389)		[69/1]
C ₁₁ H ₁₅ NO	(4R,5R)-3,4-dimethyl-5-phenyl-1,3-oxazolidine (293–303)	50.0±1.3	(298)		[98/3]
C ₁₁ H ₁₅ NO	(4S,5R)-3,4-dimethyl-5-phenyl-1,3-oxazolidine (293–303)	52.4±0.9	(298)		[98/3]
C ₁₁ H ₁₆	tetracyclo[6,2,1,0 ^{2,7} ,0 ^{3,5}]undecane	55.3±0.3	(298)	C	[1777-44-2] [96/18]
	pentylbenzene	55.3	(298)		[538-68-1] [94/11]
		55.1	(298)		[71/28]
C ₁₁ H ₁₆	(<i>dl</i>) 2-phenylpentane (302–466)	50.3	(317)	A	[2719-52-0] [87/5]
C ₁₁ H ₁₆	1- <i>tert</i> -butyl-3-methylbenzene (279–314)	51.4±0.6	(296)	GS	[1075-38-3] [98/19]
	(279–314)	51.3±0.6	(298)		[98/19]
C ₁₁ H ₁₆	1- <i>tert</i> -butyl-4-methylbenzene (279–314)	52.3±0.5	(296)	GS	[98-51-1] [98/19]
	(279–314)	52.2±0.6	(298)		[98/19]
C ₁₁ H ₁₆	4- <i>tert</i> -butyltoluene (342–465)	49.1	(357)	A	[98-15-1] [87/5][73/15]
C ₁₁ H ₁₆	3,5-diethyltoluene (307–474)	49.6	(322)	A	[2050-24-0] [87/5][47/5]
	1-ethyl-3-isopropylbenzene (301–466)	48.8	(316)		[4920-99-4] [87/5][47/5]
C ₁₁ H ₁₆	1-ethyl-4-isopropylbenzene (304–469)	49.4	(319)	A	[4218-48-8] [87/5][47/5]
C ₁₁ H ₁₆	2-ethyl-1,3,5-trimethylbenzene (312–481)	52.6	(327)	A	[3982-67-0] [87/5]
C ₁₁ H ₁₆	3-ethyl-1,2,4-trimethylbenzene (347–488)	61.3	(362)	A	[18262-85-6] [87/5]
C ₁₁ H ₁₆	5-ethyl-1,2,4-trimethylbenzene (317–481)	56.4	(332)	A	[17851-27-3] [87/5][47/5]
C ₁₁ H ₁₆	pentamethylbenzene (338–503)	57.8	(353)	A	[700-12-9] [87/5]
C ₁₁ H ₁₆ O	2- <i>sec</i> -butyl-4-methylphenol (413–548)	58.4	(428)	A	[51528-17-7] [87/5]
	(383–523)	59.0	(373)		[53/9]
	(383–523)	58.0	(398)		[53/9]
	(383–523)	55.8	(423)		[53/9]
	(383–523)	51.4	(473)		[53/9]
C ₁₁ H ₁₆ O	2- <i>tert</i> -butyl-4-methylphenol (327–358)	63.0±0.3	(343)	GS	[2409-55-4] [99/18]

TABLE 6. Enthalpies of vaporization of organic compounds, 1880–2002—Continued

Molecular formula	Compound (Temperature range/K)	$\Delta_{\text{vap}}H_m$ (kJ mol ⁻¹)	Mean temperature (T_m /K)	Method	CAS registry number Reference
		65.7±0.3	(298)		[99/18]
	(385–517)	58.9	(400)	A	[87/5]
	(343–507)	57.7	(348)		[53/9]
	(343–507)	55.7	(373)		[53/9]
	(343–507)	52.6	(423)		[53/9]
	(343–507)	48.5	(473)		[53/9]
C ₁₁ H ₁₆ O	2- <i>tert</i> -butyl-5-methylphenol (296–343)	65.9±0.3	(320)	GS	[88-60-8] [99/18]
		67.2±0.3	(298)		[99/18]
	(378–490)	59.8	(393)	A	[87/5]
	(383–518)	53.0	(398)	A	[87/5]
C ₁₁ H ₁₆ O	2- <i>tert</i> -butyl-6-methylphenol (308–343)	62.2±0.5	(326)	GS	[2219-82-1] [99/19]
		63.8±0.5	(298)		[99/19]
	(375–505)	55.2	(390)	A	[87/5]
C ₁₁ H ₁₆ O	4- <i>tert</i> -butyl-2-methylphenol (291–333)	71.3±0.6	(312)	GS	[98-27-1] [99/18]
		72.1±0.6	(298)		[99/18]
	(347–520)	61.5	(362)	A	[87/5]
	(275–297)	75.7	(286)	A	[87/5][60/1]
	(347–532)	55.7	(348)		[53/9]
	(347–532)	53.9	(373)		[53/9]
	(347–532)	53.2	(398)		[53/9]
	(347–532)	50.9	(423)		[53/9]
	(347–532)	46.7	(473)		[53/9]
C ₁₁ H ₁₆ O	2-ethyl-3-phenyl-1-propanol (348–393)	70.9	(363)	A	[3968-87-4] [87/5]
C ₁₁ H ₁₆ O	2-(2-pentyl)phenol (397–501)	74.4	(413)	EB	[87-26-3] [90/5]
	(397–501)	59.6	(412)		[93/10]
C ₁₁ H ₁₆ O	4-pentylphenol (423–563)	60.9	(438)	A	[14938-35-3] [87/5]
C ₁₁ H ₁₆ O	4- <i>tert</i> -pentylphenol (297–333)	64.2±0.2	(329)	GS	[80-46-6] [99/18]
		65.3±0.2	(298)		[99/18]
	(385–548)	58.2	(400)	A	[87/5]
C ₁₁ H ₁₆ O	5-phenyl-1-pentanol (373–430)	58.2	(388)	A	[10521-91-2] [87/5]
C ₁₁ H ₁₆ O	(1-propoxyethyl)benzene (288–321)	56.4±0.2	(305)	GS	[01/16]
	(288–321)	56.7±0.2	(298)	GS	[01/16]
C ₁₁ H ₁₆ O	(1-isopropoxyethyl)benzene (278–313)	55.4±0.3	(298)	GS	[65757-61-1] [02/29][02/38]
C ₁₁ H ₁₆ O	cumyl ethyl ether (278–313)	54.8±0.5	(296)	GS	[1712-74-9] [01/18]
	(278–313)	54.7±0.5	(298)	GS	[01/18]
C ₁₁ H ₁₆ O ₂	2- <i>tert</i> -butyl-4-methoxyphenol (403–463)	54.4	(418)	A	[121-00-6] [87/5]
C ₁₁ H ₁₆ O ₂	1,3-dihydroxy-4-pentylbenzene (423–488)	84.9	(438)	A, GC	[533-24-4] [87/5][75/24]
C ₁₁ H ₁₆ O ₂	phenyldiethoxymethane (283–329)	62.8±0.6	(298)	GS	[774-48-1] [02/32]
C ₁₁ H ₁₆ O ₂	1,1-dimethoxy-1-phenylpropane (288–328)	58.9±0.3	(298)	GS	[25310-92-3] [02/32]
	(288–328)	57.9±0.3		GS	[98/21]
C ₁₁ H ₁₆ O ₂	<i>tert</i> -pentylcatechol (isomer not specified) (398–473)	58.2	(436)		[65/21]
C ₁₁ H ₁₆ O ₅	ethylcamphoric acid anhydride (391–571)	70.8	(406)	A	[87/5][47/5]
C ₁₁ H ₁₆ O ₅	(1-methylallyl)[1-(allyloxycarbonyl)ethyl]carbonate (368–508)	60.2	(383)	A	[87/5]
C ₁₁ H ₁₇ Cl ₃ OS	2,3,3-trichloro-2-propenethioic acid, O-octyl ester (443–483)	74.2		GC	[76619-96-0] [80/24]
C ₁₁ H ₁₇ NO	2-(dimethylamino)-1-phenyl-1-propanone				

TABLE 6. Enthalpies of vaporization of organic compounds, 1880–2002—Continued

Molecular formula	Compound (Temperature range/K)	$\Delta_{\text{vap}}H_m$ (kJ mol ⁻¹)	Mean temperature (T_m /K)	Method	CAS registry number Reference
C ₁₁ H ₁₈ O	(293–333)	64.8±1.2	(298)	GS	[94/3]
	6-methyl-3-isopropenyl-5-hepten-2-one (390–420)	49.7	(405)		[89/8]
C ₁₁ H ₁₈ O ₂	borneol formate (320–487)	52.7	(335)	A	[7492-41-3] [87/5][47/5]
	3,7-dimethyl- <i>cis</i> -2,6-octadienyl formate (330–498)	58.1	(345)		[2142-94-1] [87/5]
C ₁₁ H ₁₈ O ₂	3,7-dimethyl- <i>trans</i> -2,6-octadienyl formate (334–503)	57.1	(349)	A	[105-86-2] [87/5][47/5]
	isoborneol formate (383–441)	53.5	(398)		A
C ₁₁ H ₁₈ O ₄	1,1-cyclopentanedicarboxylic acid, diethyl ester (293–323)	66.8±0.4		GS	[98/22]
C ₁₁ H ₁₈ O ₅	4-oxononanedioic acid, dimethyl ester (394–559)	72.7	(409)	A	[87/5]
	1,1,1- <i>tris</i> (ethoxycarbonyl)methane (298–338)	74.1±0.4			GS
C ₁₁ H ₁₈ O ₆	1,1,1- <i>tris</i> (methoxycarbonyl)pentane (298–338)	81.0±0.4		GS	[95/8]
	ethyl <i>bis</i> (isopropyl)cianoacetate (284–319)	65.0±0.9	(298)		GS
C ₁₁ H ₁₉ O ₅	N-acetyl-(<i>l</i>)-glutamic acid, diethyl ester (403–503)	67.2	(418)	A	[1446-19-1] [87/5]
C ₁₁ H ₂₀	spiro[5.5]undecane	56.1	(298)	C	[180-43-8] [75/14]
	cyclopentylcyclohexane (383–488)	47.9	(398)		A
C ₁₁ H ₂₀ Cl ₄	1,1,1,1-tetrachloroundecane (303–353)	92.5	(318)	A	[3922-34-7] [87/5][99/16]
	1,2,10,11-tetrachloroundecane	78.7			
C ₁₁ H ₂₀ O	cycloundecanone (363–433)	60.3	(378)	A	[87/5]
	(448–501)	51.8	(463)		A, EB
C ₁₁ H ₂₀ O ₂	2,2,6,6-tetramethyl-3,5-heptanedione	59.5	(298)	A	[78/18] [103-11-7]
	(<i>dl</i>) 2-ethylhexyl acrylate (323–489)	55.3	(338)		A
C ₁₁ H ₂₀ O ₂	formic acid, 3- <i>para</i> -menthol ester (320–492)	52.0	(335)	A	[87/5][47/5]
	2-hexyl-4,7-dihydro-1,3-dioxepin (333–453)	66.0	(348)		A
C ₁₁ H ₂₀ O ₂	octyl acrylate (331–500)	56.2	(346)	A	[2499-59-4] [87/5][47/5]
	oxa-2-cyclododecanone (undecanolactone) (365–387)	57.7±0.8	(376)		MM
C ₁₁ H ₂₀ O ₂	(365–387)	66.2±1.3	(298)	MM	[91/7]
	(353–413)	70.5	(368)	A	[87/5]
	10-undecenoic acid (387–548)	70.6	(402)	A	[112-38-9] [87/5][47/5]
C ₁₁ H ₂₀ O ₂	3,3-dimethyl-1,5-dioxaspiro[5.5]undecane (283–323)	59.0±0.6		GS	[7-7-29-9] [98/21][02/32]
	hexyl levulinate (363–540)	66.6	(378)		A
C ₁₁ H ₂₀ O ₃		59.1	(479)	A	[31/1]
	(<i>dl</i>) hexyl 2-acetoxypropionate (322–517)	70.3	(337)		A
C ₁₁ H ₂₀ O ₄	azelaic acid, dimethyl ester (413–540)	63.6	(428)	A	[1732-10-1] [87/5]
	diethyl diethylmalonate (386–491)	68.5	(401)		A
C ₁₁ H ₂₀ O ₅	hexyl[1-(methoxycarbonyl)ethyl]carbonate (371–538)	65.9	(386)	A	[87/5]
	propyl[1-(butoxycarbonyl)ethyl]carbonate				

TABLE 6. Enthalpies of vaporization of organic compounds, 1880–2002—Continued

Molecular formula	Compound (Temperature range/K)	$\Delta_{\text{vap}}H_m$ (kJ mol ⁻¹)	Mean temperature (T_m /K)	Method	CAS registry number Reference
C ₁₁ H ₂₁ N	(330–463)	66.4	(345)	A	[87/5]
	2-butyl-2-methylhexanenitrile				[80606-32-2]
C ₁₁ H ₂₁ N	(298–388)	59.8±0.4		GS	[94/5]
	undecanonitrile				[2244-07-1]
C ₁₁ H ₂₁ N	(355–534)	63.7	(370)	A	[87/5]
		71.1±0.1	(298)	C	[77/5]
	N-cyclohexylpiperidine				[3319-01-5]
C ₁₁ H ₂₁ NO	(288–328)	59.9±0.6	(308)	GS	[98/12]
	(288–328)	60.5±0.6	(298)	GS	[98/12]
	N-hexanoylpiperidone				[15770-38-4]
C ₁₁ H ₂₂	(383–433)	66.3	(398)	A	[87/5]
	pentylcyclohexane				[4292-92-6]
		52.9±0.5	(298)		[87/17]
		54.1±0.3	(298)	GCC	[78/16]
		53.9	(298)		[75/12]
C ₁₁ H ₂₂		55.0	(298)		[71/28]
	hexylcyclopentane				[4457-00-5]
		55.9	(298)		[71/28]
C ₁₁ H ₂₂	1-undecene				[821-95-4]
	(283–312)	54.3±0.3	(298)	GS	[00/7]
		55.4	(298)		[71/28]
C ₁₁ H ₂₂	(378–473)	48.2	(393)	A	[87/5][50/6]
	<i>cis</i> 2-undecene				[821-96-5]
C ₁₁ H ₂₂	(333–393)	53.2	(348)	A	[87/5]
C ₁₁ H ₂₂	<i>trans</i> 2-undecene				[693-61-8]
C ₁₁ H ₂₂	(333–393)	53.0	(348)	A	[87/5]
	<i>cis</i> 3-undecene				[821-97-6]
C ₁₁ H ₂₂	(333–393)	52.3	(348)	A	[87/5]
	<i>trans</i> 3-undecene				[1002-68-2]
C ₁₁ H ₂₂	(333–393)	52.0	(348)	A	[87/5]
C ₁₁ H ₂₂	<i>cis</i> 4-undecene				[821-98-7]
C ₁₁ H ₂₂	(333–393)	51.6	(348)	A	[87/5]
	<i>trans</i> 4-undecene				[693-62-9]
C ₁₁ H ₂₂	(333–393)	52.1	(348)	A	[87/5]
	<i>cis</i> 5-undecene				[764-96-5]
C ₁₁ H ₂₂	(333–393)	51.4	(348)	A	[87/5]
C ₁₁ H ₂₂	<i>trans</i> 5-undecene				[764-97-6]
C ₁₁ H ₂₂	(333–393)	51.8	(348)	A	[87/5]
	3-methyl-3-propyl-1-heptene				
	(263–293)	52.8±1.0	(278)	HSA	[95/27]
C ₁₁ H ₂₂ Cl ₂		50.9	(298)		[95/27]
		51.5	(298)	CGC	[95/27]
	1,1-dichloroundecane				[822-01-5]
	(430–500)	59.5	(445)		[99/16][87/12]
C ₁₁ H ₂₂ N ₂	(430–500)	71.7	(298)		[87/12][91/2]
	<i>bis</i> (piperidino)methane				[880-09-1]
	(283–322)	61.9±0.9	(303)	GS	[02/28]
C ₁₁ H ₂₂ O	(283–322)	62.2±0.9	(298)	GS	[02/28]
	1-hexylcyclopentanol				[36633-49-5]
C ₁₁ H ₂₂ O	(387–509)	59.2	(402)	A	[87/5]
	cyclohexyl tert-amyl ether				
C ₁₁ H ₂₂ O		54.3±0.2	(298)		[02/32]
	2-undecanone				[112-12-9]
	(461–538)	51.5	(476)	A	[87/5]
		69.7±0.5	(298)	GCC	[79/7]
		67.0±0.4	(298)	C	[79/1]
	(393–523)	56.2	(408)	A	[87/5][75/8]
		46.4	(506)		[75/8]
	(335–433)	61.6	(350)	A, EB	[87/5][66/12]
	(341–497)	61.9	(356)		[47/5]
	6-undecanone				[927-49-1]
C ₁₁ H ₂₂ O	(343–383)	59.0	(298)	CGC	[95/21]
	(343–383)	61.8	(298)	CGC	[95/21]
	(388–543)	55.3	(403)	A	[87/5]

TABLE 6. Enthalpies of vaporization of organic compounds, 1880–2002—Continued

Molecular formula	Compound (Temperature range/K)	$\Delta_{\text{vap}}H_m$ (kJ mol ⁻¹)	Mean temperature (T_m /K)	Method	CAS registry number Reference
C ₁₁ H ₂₂ O	(461–513)	50.4	(476)	A	[87/5]
		63.5 ± 0.5	(298)	GCC	[79/7]
	(383–514)	45.8	(500)		[75/6]
C ₁₁ H ₂₂ O	2,2,6,6-tetramethyl-4-heptanone	52.9 ± 0.2	(298)	C	[71/31]
C ₁₁ H ₂₂ O	undecanal				[112-44-7]
C ₁₁ H ₂₂ O ₂	(323–343)	69.3	(298)	CGC	[96/7][00/10]
	(288–400)	60.2	(303)	A	[87/5]
C ₁₁ H ₂₂ O ₂	heptyl butyrate				[5870-93-9]
C ₁₁ H ₂₂ O ₂	(384–498)	58.7	(399)	A	[87/5]
					[6454-22-4]
C ₁₁ H ₂₂ O ₂	4,5-dimethyl-2-hexyl-1,3-dioxolane	65.6	(348)	A	[87/5]
C ₁₁ H ₂₂ O ₂	4-heptyl-1,3-dioxane				[2244-84-0]
C ₁₁ H ₂₂ O ₂	(353–453)	64.4	(368)	A	[87/5]
					[41277-7502]
C ₁₁ H ₂₂ O ₂	3-hexyl-4-hydroxytetrahydro-2 <i>H</i> -pyran	73.6	(398)	A	[87/5]
C ₁₁ H ₂₂ O ₂	isopropyl caprylate				[5458-59-3]
	(338–420)	57.5	(353)	A	[87/5]
C ₁₁ H ₂₂ O ₂	(338–419)	58.3	(353)		[48/8][84/9]
					[110-42-9]
		62.0	(350)		[02/27]
		62.9 ± 0.1	(337)		[02/27]
		66.1 ± 0.2	(298)		[02/27]
	(373–433)	66.9	(298)	GC	[97/28]
	(453–543)	49.9	(498)	GC	[93/9]
		66.3 ± 0.5	(298)	GCC	[80/5]
		66.8 ± 0.6	(298)	C	[77/1]
		57.1	(394)	A, EST	[87/5][63/16]
C ₁₁ H ₂₂ O ₂	(324–370)	63.0	(339)	MG, OM	[52/13]
					[5432-30-4]
	(333–453)	60.3	(348)	A	[87/5]
C ₁₁ H ₂₂ O ₂	propyl caprylate				[624-13-5]
C ₁₁ H ₂₂ O ₂	(343–500)	58.8	(358)	A	[87/5]
	(343–426)	58.2	(358)		[48/8][84/9]
C ₁₁ H ₂₂ O ₂	nonyl acetate				[143-13-5]
C ₁₁ H ₂₂ O ₂		66.8	(298)		[97/22]
	(313–358)	67.0	(298)	GC	[97/13][00/10]
					[112-37-8]
	(393–557)	81.3	(408)	A	[87/5]
C ₁₁ H ₂₂ O ₃	(373–398)	40.8	(385)	A	[87/5]
					[38611-89-1]
	(343–493)	57.6	(358)	A	[87/5]
C ₁₁ H ₂₂ O ₃	hexyl 3-ethoxypropionate				[14144-37-7]
C ₁₁ H ₂₂ O ₃	(373–514)	56.7	(388)	A	[87/5]
					[51191-33-4]
C ₁₁ H ₂₂ O ₃	octyl lactate	71.5	(343)	A	[87/5]
C ₁₁ H ₂₃ Br	(328–528)				[87/5]
	1-bromoundecane				[693-67-4]
	(407–564)	58.8	(422)		[99/16]
C ₁₁ H ₂₃ Cl	(398–591)	59.5	(413)	A, EST	[87/5][61/13]
					[70/14]
					[2473-03-2]
	(370–520)	65.9	(298)		[84/9][91/2]
C ₁₁ H ₂₃ F	(374–519)	59.4	(389)	A, DTA	[87/5][69/5]
					[506-05-8]
	(373–523)	52.3	(388)	A, EST	[87/5][61/13]
C ₁₁ H ₂₃ I					[70/14]
					[4282-44-4]
	(422–589)	60.1	(437)		[99/16]
	(412–618)	60.9	(427)	A, EST	[87/5][61/13]
C ₁₁ H ₂₃ NO	N,N-dimethyl nonamide				[70/14]
					[6225-08-7]

TABLE 6. Enthalpies of vaporization of organic compounds, 1880–2002—Continued

Molecular formula	Compound (Temperature range/K)	$\Delta_{\text{vap}}H_m$ (kJ mol ⁻¹)	Mean temperature (T_m /K)	Method	CAS registry number Reference
C ₁₁ H ₂₃ NO ₂	(411–509) N,N-dibutyl lactamide	69.3	(426)	A	[87/5] [6288-16-0]
	(393–418)	88.3	(405)	A	[87/5]
C ₁₁ H ₂₃ NO ₂	N-octyl lactamide (428–468)	96.3	(443)	A	[87/5]
C ₁₁ H ₂₄	undecane				[1120-21-4]
		56.2	(299)	C	[96/22]
		55.4	(314)	C	[96/22]
		54.5	(324)	C	[96/22]
		54.0	(334)	C	[96/22]
		53.1	(344)	C	[96/22]
		56.6	(298)		[94/12]
	(278–470)	60.0	(293)	A	[87/5]
		56.3	(298)		[71/28]
	(378–470)	49.1	(393)		[55/7]
C ₁₁ H ₂₄	2-methyldecane (273–353)	55.5	(288)	A	[6975-98-0] [87/5]
	(379–463)	47.4	(394)	A	[87/5]
		51.9	(328)	C	[84/8]
		50.6	(343)	C	[84/8]
		49.5	(358)	C	[84/8]
C ₁₁ H ₂₄	(273–293) 3-methyldecane	55.4	(283)	IPM	[74/11] [13151-34-3]
	(340–464)	46.5	(355)	A	[87/5]
C ₁₁ H ₂₄	4-methyldecane (339–460)	46.6	(354)	A	[2847-72-5] [87/5]
		50.4	(343)	C	[84/8]
		49.2	(358)	C	[84/8]
		48.5	(368)	C	[84/8]
C ₁₁ H ₂₄	5-methyldecane (334–452)	46.0	(349)	A	[13151-35-4] [87/5]
C ₁₁ H ₂₄	2,3-dimethylnonane (336–460)	45.1	(351)	A	[2884-06-2] [87/5]
	2,4-dimethylnonane (334–452)	46.8	(349)	A	[17302-24-8] [87/5]
C ₁₁ H ₂₄	2,4,6-trimethyloctane (325–442)	44.9	(340)	A	[62016-37-9] [87/5]
C ₁₁ H ₂₄	2,4,7-trimethyloctane				[62016-38-0]
		47.6	(328)	C	[84/8]
		46.4	(343)	C	[84/8]
		45.3	(358)	C	[84/8]
C ₁₁ H ₂₄ O	decyl methyl ether (341–429)	56.9	(356)	A	[7289-52-3] [87/5]
	(341–471)	57.0	(356)		[87/5][76/2]
	(341–471)	62.6	(298)		[76/2]
	(341–471)	45.5	(489)		[76/2]
		62.3±0.3	(298)	C	[75/3]
C ₁₁ H ₂₄ O	ethyl nonyl ether				[16979-32-1] [85/2]
C ₁₁ H ₂₄ O	propyl octyl ether	60.3±0.1	(298)	C	[29379-41-7] [85/2]
C ₁₁ H ₂₄ O	butyl heptyl ether	58.8±0.1	(298)	C	[85/2] [71112-90-8]
C ₁₁ H ₂₄ O	heptyl <i>tert</i> -butyl ether	58.2±0.1	(298)	C	[85/2]
C ₁₁ H ₂₄ O	hexyl <i>tert</i> -amyl ether	56.6	(298)		[U/2][02/32]
C ₁₁ H ₂₄ O	propyl <i>tert</i> -octyl ether	58.6	(298)		[U/2][02/32]
C ₁₁ H ₂₄ O	1-undecanol				[U/2][02/32] [112-42-5]
	(313–354)	79.5	(336)	GS	[01/3]
	(313–354)	84.7	(298)	GS	[01/3]
	(373–423)	86.8	(298)	CGC	[95/21]
	(353–393)	85.6	(298)	CGC	[94/13][00/10]

TABLE 6. Enthalpies of vaporization of organic compounds, 1880–2002—Continued

Molecular formula	Compound (Temperature range/K)	$\Delta_{\text{vap}}H_m$ (kJ mol ⁻¹)	Mean temperature (T_m /K)	Method	CAS registry number Reference
	(293–342)	83.6	(318)		[92/14]
	(283–393)	83.5	(298)		[99/11]
	(393–523)	68.7	(408)	A	[87/5]
	(393–534)	68.5	(408)	A	[87/5]
	(393–516)	72.3	(408)		[73/26]
C ₁₁ H ₂₄ O	2-undecanol				[1653-30-1]
	(344–505)	61.4	(359)		[47/5]
C ₁₁ H ₂₄ O	2,5-dimethyl-3-isopropyl-3-hexanol				[57233-26-8]
	(321–458)	57.2	(336)		[73/26]
C ₁₁ H ₂₄ O	2,2,4-trimethyl-3-isopropyl-3-pentanol				[5457-41-0]
	(321–458)	67.1	(336)		[73/26]
C ₁₁ H ₂₄ O ₄	tripropylene glycol, monoethyl ether				[75899-69-3]
	(317–521)	60.0	(332)	A	[87/5]
C ₁₁ H ₂₄ S	1-undecanethiol				[5332-52-5]
	(405–563)	59.3	(420)		[99/16]
C ₁₁ H ₂₄ S ₂	1,11-undecanedithiol				[63476-06-2]
	(444–582)	75.1	(459)	A	[87/5][43/6]
					[99/16]
C ₁₁ H ₂₅ N	undecylamine				[7307-55-3]
	(428–527)	55.1	(443)	A, EST	[87/5][56/17]
C ₁₁ H ₂₆ NO ₂ PS	methylthiophosphonic acid, O-ethyl-S-[2-(N,N-diisopropylamino)-ethyl] ester				[50782-69-9]
	(280–315)	101.0	(295)	A	[87/5][99/16]
C ₁₂ Cl ₁₀	decachlorobiphenyl				[2051-24-3]
	(343–393)	103.4	(368)	GC	[94/6]
	(343–453)	103.4	(398)	GC	[90/2]
C ₁₂ F ₁₀	decafluorobiphenyl				[434-90-2]
	(453–608)	49.9	(468)	DSC	[96/10]
C ₁₂ F ₁₈	hexakis(trifluoromethyl)bicyclo[2.2.0]hexa-2,5-diene				[23174-55-2]
	(293–343)	41.4	(308)	A	[87/5][70/33]
					[99/16]
C ₁₂ F ₁₈	hexakis(trifluoromethyl)tetracyclo[2.2.0.0 ^{2,6} .0 ^{3,5}]hexane				[22736-20-5]
	(313–353)	33.1	(328)	A	[87/5][70/33]
					[99/16]
C ₁₂ F ₁₈	hexakis(trifluoromethyl)tricyclo[3.1.0.0 ^{2,6}]hex-3-ene				[22186-64-7]
	(293–353)	38.6	(308)	A	[87/5][70/33]
					[99/16]
C ₁₂ F ₂₇ N	perfluorotributylamine				[311-89-7]
		60.3 ± 0.1	(298)	C	[95/20]
	(298–450)	57.4	(313)	A	[87/5]
	(371–544)	51.1	(386)	A	[87/5]
		60.4 ± 1.2	(298)		[77/13][77/20]
C ₁₂ H ₂ Cl ₈	2,2',3,3',5,5',6,6'-octachlorobiphenyl				[2136-99-4]
	(343–393)	92.9	(368)	GC	[94/6]
	(343–453)	92.9	(398)	GC	[90/2]
C ₁₂ H ₃ Br ₇ O	2',3,3',4,4',5,6-heptabromodiphenyl ether				[327185-13-7]
	(363–473)	115.8	(418)	GC	[01/2]
	(403–475)	121.2		CGC	[01/11]
C ₁₂ H ₃ Cl ₇	2,2',3,4',5,5',6-heptachlorobiphenyl				[52663-68-0]
	(343–393)	94.0	(368)	GC	[94/6]
C ₁₂ H ₃ Cl ₇	2,2',3,4,4',5,5'-heptachlorobiphenyl				[35065-29-3]
	(343–393)	96.5	(268)	GC	[94/6]
C ₁₂ H ₃ Cl ₇	2,2',3,3',4,4',6-heptachlorobiphenyl				[52663-71-5]
		109.1	(298)	CGC	[01/1]
	(343–393)	95.9	(368)	GC	[94/6]
C ₁₂ H ₃ Cl ₇	2,2',3,3',4,4',5-heptachlorobiphenyl				[35065-30-6]
	(343–393)	98.4	(368)	GC	[94/6]
C ₁₂ H ₄ Br ₆ O	2,2',3,4,4',5'-hexabromodiphenyl ether				[01/11]
	(403–475)	114.1		CGC	[01/11]
C ₁₂ H ₄ Br ₆ O	2,2',4,4',5,5'-hexabromodiphenyl ether				[68631-49-2]
	(363–473)	107.6	(418)	GC	[01/2]
C ₁₂ H ₄ Cl ₆	2,3,3',4,4',5-hexachlorobiphenyl				[38380-08-4]
		112.6 ± 0.4	(298)	CGC	[01/1]
	(343–393)	94.8	(368)	GC	[94/6]
C ₁₂ H ₄ Cl ₆	2,2',4,4',5,5'-hexachlorobiphenyl				[35065-27-1]

TABLE 6. Enthalpies of vaporization of organic compounds, 1880–2002—Continued

Molecular formula	Compound (Temperature range/K)	$\Delta_{\text{vap}}H_m$ (kJ mol ⁻¹)	Mean temperature (T_m /K)	Method	CAS registry number Reference
C ₁₂ H ₄ Cl ₆	(343–393)	103.5±0.1	(298)	CGC	[01/1]
	2,2',3,4',5',6-hexachlorobiphenyl	91.4	(368)	GC	[94/6]
C ₁₂ H ₄ Cl ₆	(343–393)	89.8	(368)	GC	[38380-04-0] [94/6]
	2,2',3,4,4',5'-hexachlorobiphenyl	91.9	(368)	GC	[35065-28-2] [94/6]
C ₁₂ H ₄ Cl ₆	(343–393)	93.5	(368)	GC	[38380-07-3] [94/6]
	2,2',3,3',4,4'-hexachlorobiphenyl	111.0		CGC	[01/11]
C ₁₂ H ₅ Br ₅ O	(403–475)	99.1	(418)	GC	[327185-11-5] [01/2]
	2,2',3,3',4-pentabromodiphenyl ether	100.3	(418)	GC	[60348-60-9] [01/2]
C ₁₂ H ₅ Br ₅ O	(405–475)	104.8		CGC	[01/11]
	2,2',4,4',5-pentabromodiphenyl ether	101.8	(418)	GC	[189084-66-0] [01/2]
C ₁₂ H ₅ Cl ₅	(343–393)	89.3	(368)	GC	[31508-00-6] [94/6]
	2,3,3',4,4'-pentachlorobiphenyl	91.1	(368)	GC	[32598-14-4] [94/6]
C ₁₂ H ₅ Cl ₅	(343–393)	86.4	(368)	GC	[37680-73-2] [94/6]
	2,2',4,5,5'-pentachlorobiphenyl	83.7	(398)	GC	[90/2]
C ₁₂ H ₅ Cl ₅		92.3±0.6	(298)	CGC	[38379-99-6] [01/1]
	2,2',3,6,6'-pentachlorobiphenyl	89.6±0.2	(298)	CGC	[73575-54-9] [01/1]
C ₁₂ H ₅ Cl ₅		91.6±0.5	(298)	CGC	[60145-21-3] [01/1]
	2,2',3,4,5'-pentachlorobiphenyl	87.3	(368)	GC	[38380-02-8] [94/6]
C ₁₂ H ₅ Cl ₅	(343–393)	86.8	(368)	GC	[38380-01-7] [94/6]
	2,2',4,4',5-pentachlorobiphenyl	92.0	(418)	GC	[5436-43-1] [01/2]
C ₁₂ H ₆ Br ₄ O	(403–475)	103.1		CGC	[01/1]
	2,3',4,4'-tetrabromodiphenyl ether	93.5	(418)	GC	[189084-61-5] [01/2]
C ₁₂ H ₆ Br ₄ O	(363–473)	91.1	(418)	GC	[327185-09-1] [01/2]
	2,3',4,6-tetrabromodiphenyl ether	90.1	(418)	GC	[189084-63-7] [01/2]
C ₁₂ H ₆ Br ₄ O	(363–473)	95.3	(418)	GC	[93703-48-1] [01/2]
	3,3',4,4'-tetrabromodiphenyl ether	81.8	(368)	GC	[38444-93-8] [94/6]
C ₁₂ H ₆ Cl ₄	(343–398)	80.8	(368)	GC	[35693-99-3] [94/6]
	2,2',3,3'-tetrachlorobiphenyl	79.0	(398)	GC	[90/2]
C ₁₂ H ₆ Cl ₄	(343–398)	83.3	(368)	GC	[32598-10-0] [94/6]
	2,3',4,4'-tetrachlorobiphenyl	84.8	(368)	GC	[32598-11-1] [94/6]
C ₁₂ H ₆ Cl ₄	(343–398)	87.4±0.8	(298)	CGC	[41464-40-8] [01/1]
	2,2',4,5'-tetrachlorobiphenyl	84.9±0.6	(298)	CGC	[41464-41-9] [01/1]
C ₁₂ H ₆ Cl ₄	(343–398)	78.8	(368)	GC	[94/6]
	3,3',4,4'-tetrachlorobiphenyl	87.2	(368)	GC	[32598-13-3] [94/6]
C ₁₂ H ₇ Br ₃ O	(403–475)	94.1		CGC	[01/11]
	2,4,4'-tribromodiphenyl ether				[147217-81-0]
C ₁₂ H ₇ Br ₃ O	3,4,4'-tribromodiphenyl ether				

TABLE 6. Enthalpies of vaporization of organic compounds, 1880–2002—Continued

Molecular formula	Compound (Temperature range/K)	$\Delta_{\text{vap}}H_m$ (kJ mol ⁻¹)	Mean temperature (T_m /K)	Method	CAS registry number Reference
C ₁₂ H ₇ Br ₃ O	(363–473) 2,4,6-tribromodiphenyl ether	86.7	(418)	GC	[01/2] [155999-95-4]
C ₁₂ H ₇ Br ₃ O	(363–473) 2,4',6-tribromodiphenyl ether	85.1	(418)	GC	[01/2] [189084-60-4]
C ₁₂ H ₇ Br ₃ O	(363–473) 2',3,4-tribromodiphenyl ether	83.3	(418)	GC	[01/2] [147217-78-5]
C ₁₂ H ₇ Br ₃ O	(363–473) 3,3',4-tribromodiphenyl ether	81.0	(418)	GC	[01/2] [147217-80-9]
C ₁₂ H ₇ Cl ₂ NO ₃	(328–403) 2,4-dichlorophenyl 4-nitrophenyl ether	90.4	(343)		[01/2] [1836-75-5]
C ₁₂ H ₇ Cl ₃	(343–393) 2,4,5-trichlorobiphenyl	76.6	(368)	GC	[87/5] [15862-07-4]
C ₁₂ H ₇ Cl ₃	(343–393) 2,4,6-trichlorobiphenyl	74.4	(368)	GC	[94/6] [35693-92-6]
C ₁₂ H ₇ Cl ₃	(343–398) 2,4',5-trichlorobiphenyl	77.7	(368)	GC	[94/6] [16606-02-3]
C ₁₂ H ₇ Cl ₃	(343–398) 2,2',5-trichlorobiphenyl	80.2±0.9	(298)	CGC	[94/6] [36780-65-2]
C ₁₂ H ₈ Br ₂ O	(363–473) 2,4-dibromodiphenyl ether	75.4	(418)	GC	[01/1] [171977-44-9]
C ₁₂ H ₈ Br ₂ O	(363–473) 3,4-dibromodiphenyl ether	77.4	(418)	GC	[01/2] [189084-59-1]
C ₁₂ H ₈ Br ₂ O	(363–473) 3,4'-dibromodiphenyl ether	77.4	(418)	GC	[01/2] [83694-71-7]
C ₁₂ H ₈ Br ₂ O	(363–473) 4,4'-dibromodiphenyl ether	78.0	(418)	GC	[01/2] [2050-47-7]
C ₁₂ H ₈ Br ₂ O	(363–473) 2,4'-dibromodiphenyl ether	76.4	(418)	GC	[01/2] [147217-71-8]
C ₁₂ H ₈ Br ₂ O	(363–473) 2,6-dibromodiphenyl ether	73.1	(418)	GC	[01/1] [51930-04-2]
C ₁₂ H ₈ Cl ₂	(343–393) 2,4-dichlorobiphenyl	75.3±1.5	(298)	CGC	[01/1] [33284-50-3]
C ₁₂ H ₈ Cl ₂	(343–393) 2,5-dichlorobiphenyl	73.5	(368)	GC	[94/6] [34883-39-1]
C ₁₂ H ₈ Cl ₂	(343–393) 3,3'-dichlorobiphenyl	76.8±0.4	(298)	CGC	[01/1] [2050-67-1]
C ₁₂ H ₈ Cl ₂	(343–393) 4,4'-dichlorobiphenyl	73.9	(368)	GC	[94/6] [2050-68-2]
C ₁₂ H ₈ Cl ₂	(343–393) 4,4'-dichlorobiphenyl	81.0±0.2	(298)	CGC	[01/1] [2050-68-2]
C ₁₂ H ₈ Cl ₂	(343–393) 4,4'-dichlorobiphenyl	75.4	(368)	GC	[94/6] [2050-68-2]
C ₁₂ H ₈ Cl ₂ O ₂ S	(463–573) 4,4'-dichlorodiphenylsulfone	76.0	(368)	GC	[01/1] [80-07-9]
C ₁₂ H ₈ Cl ₃ NO ₂	(453–483) 2,2,4-trichloro-5-[(2-methylphenyl)amino]-4-cyclopentene-1,3-dione	59.7	(478)		[99/16] [77765-39-0]
C ₁₂ H ₈ Cl ₃ NO ₃	(453–483) 2,2,4-trichloro-5-[(2-methoxyphenyl)amino]-4-cyclopentene-1,3-dione	85.0	(468)	GC	[80/25] [77765-40-3]
C ₁₂ H ₈ Cl ₃ NO ₃	(453–483) 2,2,4-trichloro-5-[(3-methoxyphenyl)amino]-4-cyclopentene-1,3-dione	84.6	(468)	GC	[80/25] [73373-64-5]
C ₁₂ H ₈ Cl ₆	(343–453) Aldrin	63.1	(468)	GC	[80/25] [309-00-2]
C ₁₂ H ₈ Cl ₆	(343–453) Dieldrin	75.1	(398)	GC	[90/2] [60-57-1]
C ₁₂ H ₈ O	(343–453) dibenzofuran	82.5	(398)	GC	[90/2] [132-64-9]
C ₁₂ H ₈ O	(323–473) dibenzofuran	66.2	(398)	GC	[02/18] [87/5]
C ₁₂ H ₈ O	(403–559) dibenzofuran	55.1	(418)	A	[87/5] [58/23]
C ₁₂ H ₈ OS	(403–418) phenoxathiin	66.2	(410)		[58/23] [262-20-4]
C ₁₂ H ₈ OS	(365–640) phenoxathiin	68.7	(400)	EB, IPM	[93/13] [93/13]
C ₁₂ H ₈ OS	(365–640) phenoxathiin	66.0	(440)	EB, IPM	[93/13] [93/13]
C ₁₂ H ₈ OS	(365–640) phenoxathiin	63.4	(480)	EB, IPM	[93/13] [93/13]
C ₁₂ H ₈ OS	(365–640) phenoxathiin	60.8	(520)	EB, IPM	[93/13] [93/13]

TABLE 6. Enthalpies of vaporization of organic compounds, 1880–2002—Continued

Molecular formula	Compound (Temperature range/K)	$\Delta_{\text{vap}}H_m$ (kJ mol ⁻¹)	Mean temperature (T_m /K)	Method	CAS registry number Reference
C ₁₂ H ₈ S	(365–640)	58.0	(560)	EB, IPM	[93/13]
	(365–640)	55.1	(600)	EB, IPM	[93/13]
	dibenzothiophene				[132-64-0]
	(373–424)	65.6	(388)		[99/16]
	(424–608)	63.4	(439)		[99/16]
		69.5	(380)		[95/24]
		66.8	(420)		[95/24]
		64.3	(460)		[95/24]
		61.8	(500)		[95/24]
		59.3	(540)		[95/24]
		56.8	(580)		[95/24]
		54.0	(620)		[95/24]
		68.0	(400)		[91/10]
		64.9	(450)		[91/10]
		61.8	(500)		[91/10]
		58.7	(550)		[91/10]
		55.4	(600)		[91/10]
	51.8	(650)		[91/10]	
	(385–574)	60.1	(400)	A	[87/5]
		56.9	(590)	C	[84/3]
		55.3	(610)	C	[84/3]
		53.6	(630)	C	[84/3]
	(373–403)	69.4	(385)		[81/2]
C ₁₂ H ₈ S ₂	thianthrene				[92-85-3]
	(429–460)	71.2	(444)		[99/16]
	(460–539)	68.4	(475)		[99/16]
	(395–639)	72.7	(440)	EB, IPM	[93/13]
	(395–639)	69.9	(480)	EB, IPM	[93/13]
	(395–639)	67.2	(520)	EB, IPM	[93/13]
	(395–639)	64.5	(560)	EB, IPM	[93/13]
	(395–639)	61.7	(600)	EB, IPM	[93/13]
	(430–593)	69.1	(465)		[83/4]
	(430–593)	68.7	(515)		[83/4]
	(428–448)	71.1	(438)		[81/2]
C ₁₂ H ₉ Br	4-bromobiphenyl				[92-66-0]
	(371–583)	62.2	(386)	A	[87/5][47/5]
C ₁₂ H ₉ BrO	2-bromodiphenyl ether				[7025-06-1]
	(363–473)	63.7	(418)	GC	[01/2]
C ₁₂ H ₉ BrO	3-bromodiphenyl ether				[6876-00-2]
	(363–473)	65.4	(418)	GC	[01/2]
C ₁₂ H ₉ BrO	4-bromodiphenyl ether				[101-55-3]
	(463–673)	64.6	(478)	A	[87/5]
C ₁₂ H ₉ BrO	2-bromo-4-phenylphenol				[92-03-5]
	(373–584)	57.8	(388)	A	[87/5][47/5]
C ₁₂ H ₉ Cl	2-chlorobiphenyl				[2051-60-7]
		72.1 ± 2.0	(298)	CGC	[01/1]
	(343–393)	64.4	(368)	GC	[94/6]
	(409–540)	57.8	(424)	A	[87/5]
	(306–350)	74.5	(328)	ME	[83/9]
	(410–540)	55.8	(424)	QM	[75/28]
	(362–541)	61.1	(377)	A	[87/5][47/5]
C ₁₂ H ₉ Cl	3-chlorobiphenyl				[2051-61-8]
		74.3 ± 1.1	(298)	CGC	[01/1]
	(343–393)	66.6	(368)	GC	[94/6]
	(310–359)	66.2	(335)	ME	[83/9]
	(341–402)	69.2	(372)	TE	[83/9]
	(452–536)	66.0	(494)	QM	[75/28]
C ₁₂ H ₉ Cl	4-chlorobiphenyl				[2051-62-9]
		71.6 ± 0.7	(298)	CGC	[01/1]
	(343–393)	66.8	(368)	GC	[94/6]
	(451–536)	65.9	(466)		[87/5]
	(348–409)	67.8	(378)	TE	[83/9]
	(369–566)	59.0	(384)	A	[87/5][47/5]
C ₁₂ H ₉ ClO	2-chloro-3-phenylphenol				

TABLE 6. Enthalpies of vaporization of organic compounds, 1880–2002—Continued

Molecular formula	Compound (Temperature range/K)	$\Delta_{\text{vap}}H_m$ (kJ mol ⁻¹)	Mean temperature (T_m /K)	Method	CAS registry number Reference
C ₁₂ H ₉ ClO	(391–591)	65.0	(406)		[87/5][47/5]
	2-chloro-6-phenylphenol				[85-97-2]
C ₁₂ H ₉ N	(393–590)	67.6	(408)	A	[87/5][47/5]
	carbazole				[86-74-8]
C ₁₂ H ₁₀		NA			[83/17]
	(525–631)	65.7	(540)	A	[87/5][23/2]
					[84/9]
	(517–624)	66.0	(532)		[23/1][84/9]
	acenaphthene				[83-32-9]
C ₁₂ H ₁₀	(323–473)	63.9	(398)	GC	[02/18]
		66.2	(298)	CGC	[98/11]
	(368–552)	54.0	(403)	A	[87/5]
	(368–413)	60.3	(383)	A	[87/5][75/11]
					[84/9]
		61.3	(395)	I	[43/7]
	(413–561)	54.3	(466)	I	[23/1]
	(420–561)	55.4	(435)		[23/1][84/9]
	biphenyl				[92-52-4]
	(323–473)	62.5	(298)	GC	[02/18]
C ₁₂ H ₁₀ N ₂		64.5 ± 2.2	(298)	GS	[01/1]
		66.2	(298)	CGC	[98/11]
	(495–688)	51.2	(510)	DSC	[96/10]
	(403–453)	66.0	(298)	CGC	[95/21]
	(348–453)	59.6	(363)	GS	[89/9]
	(350–578)	64.9	(298)	EB	[89/4]
	(350–578)	57.4	(400)	EB	[89/4]
	(350–578)	60.3	(360)	EB	[89/4]
	(350–578)	50.4	(500)	EB	[89/4]
	(333–393)	60.4	(363)		[89/14]
	(390–563)	57.3	(405)	A	[87/5]
	(396–437)	54.9	(417)	GS	[80/17]
	(528–766)	48.0	(647)		[57/12]
	(342–544)	59.4	(357)		[30/4][84/9]
	C ₁₂ H ₁₀ N ₂	<i>trans</i> azobenzene			
(436–626)		72.8 ± 0.7	(298)	EB	[96/5]
C ₁₂ H ₁₀ O	(376–566)	62.3	(391)	A	[87/5][47/5]
	1-acetylnaphthalene				[941-98-0]
C ₁₂ H ₁₀ O	(388–569)	65.4	(403)	A	[87/5]
	2-acetylnaphthalene				[93-08-3]
C ₁₂ H ₁₀ O	(393–574)	74.1	(408)	A	[87/5]
	diphenyl ether				[101-84-8]
	(353–393)	67.1	(298)	CGC	[95/21]
	(477–544)	65.0	(298)		[76/2]
	(477–544)	48.2	(531)		[76/2]
C ₁₂ H ₁₀ O ₂	(477–544)	53.0	(492)	GS, EB	[87/5][76/2]
		15.8 ± 0.1	(298)	C	[72/28]
					[65/7]
	(313–333)	64.2	(323)	A	[87/5][48/11]
C ₁₂ H ₁₀ O	2-hydroxybiphenyl				[90-43-7]
	(434–547)	94.2	(449)	A	[87/5]
C ₁₂ H ₁₀ O	4-hydroxybiphenyl				[92-69-3]
	(450–581)	72.3	(465)	A	[87/5]
C ₁₂ H ₁₀ O ₂	2,2'-dihydroxybiphenyl				[1806-29-7]
	(444–598)	61.7	(459)	A	[87/5]
C ₁₂ H ₁₀ O ₂	3-phenoxyphenol				[713-68-8]
	(416–494)	69.5	(431)	A	[87/5]
C ₁₂ H ₁₀ O ₄ S ₂	diphenyl disulfone				[10409-06-0]
		149.0 ± 2.9	(298)	EST	[64/33]
		161.9 ± 3.3(sub)		EST	[64/33]
C ₁₂ H ₁₀ S	[Note: Enthalpy of sublimation value incorrectly given in our earlier paper] ⁷				
	diphenyl sulfide				[139-66-2]
	(369–566)	60.5	(384)		[99/16]
	(345–611)	67.3	(360)	EB, IPM	[95/24]
	(345–611)	64.3	(400)	EB, IPM	[95/24]

TABLE 6. Enthalpies of vaporization of organic compounds, 1880–2002—Continued

Molecular formula	Compound (Temperature range/K)	$\Delta_{\text{vap}}H_m$ (kJ mol ⁻¹)	Mean temperature (T_m /K)	Method	CAS registry number Reference
	(345–611)	61.3	(440)	EB, IPM	[95/24]
	(345–611)	58.3	(480)	EB, IPM	[95/24]
	(345–611)	55.3	(520)	EB, IPM	[95/24]
	(345–611)	52.0	(560)	EB, IPM	[95/24]
	(369–566)	58.2	(384)	A	[87/5][49/5]
C ₁₂ H ₁₀ S ₂	diphenyl disulfide				[882-33-7]
	(405–583)	72.4	(420)		[99/16]
		78.7 ± 2.9	(298)		[62/16]
	(404–583)	74.4	(419)		[87/5][47/5]
C ₁₂ H ₁₁ N	2-aminobiphenyl				[90-41-5]
	(340–623)	68.6	(400)	EB, IPM	[91/14]
	(340–623)	65.1	(440)	EB, IPM	[91/14]
	(340–623)	61.8	(480)	EB, IPM	[91/14]
	(340–623)	58.5	(520)	EB, IPM	[91/14]
	(340–623)	55.2	(560)	EB, IPM	[91/14]
	(340–623)	51.7	(600)	EB, IPM	[91/14]
C ₁₂ H ₁₁ N	diphenylamine				[122-39-4]
	(381–575)	64.1	(396)	A	[87/5][47/5]
	(573–673)	54.2	(588)	A	[87/5]
C ₁₂ H ₁₂	1,5-dimethylnaphthalene				[571-61-7]
	(323–473)	64.1	(398)	GC	[02/18]
C ₁₂ H ₁₂	1,6-dimethylnaphthalene				[575-43-9]
	(323–473)	63.6	(398)	GC	[02/18]
C ₁₂ H ₁₂	1,8-dimethylnaphthalene				[569-41-5]
	(338–413)	62.8	(353)	A	[87/5][75/11]
					[84/9]
		64.8	(336)		[77/22]
C ₁₂ H ₁₂	2,3-dimethylnaphthalene				[581-40-8]
		60.9 ± 0.7	(380)		[88/16]
	(378–408)	60.0	(393)	A	[87/5]
C ₁₂ H ₁₂	2,6-dimethylnaphthalene				[581-42-0]
	(384–418)	57.3	(399)	A	[87/5][75/11]
					[84/9]
C ₁₂ H ₁₂	2,7-dimethylnaphthalene				[582-16-1]
		57.3	(400)		[93/11]
		54.8	(440)		[93/11]
		52.2	(480)		[93/11]
		49.5	(520)		[93/11]
		46.6	(560)		[93/11]
	(369–400)	58.5	(384)	A	[87/5][75/11]
					[84/9]
C ₁₂ H ₁₂	1-ethylnaphthalene				[1127-76-0]
	(393–565)	57.3	(408)	A, GS	[87/5][79/11]
C ₁₂ H ₁₂	2-ethylnaphthalene				[939-27-5]
	(323–473)	64.7	(398)	GC	[02/18]
	(269–398)	69.3	(284)		[88/12]
	(286–319)	61.9	(301)	A	[87/5]
	(393–565)	56.7	(408)	A	[87/5]
C ₁₂ H ₁₂ N ₂	1,1-diphenylhydrazine				[530-50-7]
	(399–596)	68.8	(414)	A	[87/5][47/5]
C ₁₂ H ₁₂ O ₆	1,2,3-benzenetricarboxylic acid, trimethyl ester				[2672-57-3]
	(453–513)	72.5	(468)	A, GS	[87/5][63/13]
C ₁₂ H ₁₂ O ₆	1,2,4-benzenetricarboxylic acid, trimethyl ester				[28904-30-5]
		78.5 ± 0.4	(399)	C	[98/6]
	(443–493)	61.1	(458)	A, GS	[87/5][63/13]
C ₁₂ H ₁₂ O ₆	1,3,5-benzenetricarboxylic acid, trimethyl ester				[2672-58-4]
	(443–513)	75.4	(458)	A	[87/5]
C ₁₂ H ₁₃ Cl ₃ O ₃	2,4,5-trichlorophenoxyacetic acid, butyl ester				[93-79-8]
	(460–573)	87.3	(475)	A	[87/5]
C ₁₂ H ₁₄ Cl ₂	cyclohexyl-3,4-dichlorobenzene				[81/20]
	(383–488)	64.7	(398)		[94-80-4]
C ₁₂ H ₁₄ Cl ₂ O ₃	2,4-dichlorophenoxyacetic acid, butyl ester				[94-80-4]
	(444–573)	76.3	(459)	A	[87/5][99/16]
C ₁₂ H ₁₄ Cl ₂ O ₃	2,4-dichlorophenoxyacetic acid, sec-butyl ester				[94-79-1]

TABLE 6. Enthalpies of vaporization of organic compounds, 1880–2002—Continued

Molecular formula	Compound (Temperature range/K)	$\Delta_{\text{vap}}H_m$ (kJ mol ⁻¹)	Mean temperature (T_m /K)	Method	CAS registry number Reference
C ₁₂ H ₁₄ Cl ₂ O ₄	(444–573)	74.2	(459)	A	[87/5][99/16]
	2,4-dichlorophenoxyacetic acid, 2-ethoxyethyl ester				[74944-83-5]
C ₁₂ H ₁₄ Cl ₂ O ₄	(443–503)	63.5	(458)	A	[87/5]
	2,4-dichlorophenoxyacetic acid, 4-hydroxybutyl ester				[36227-43-7]
C ₁₂ H ₁₄ N ₂ O ₅	(443–503)	72.1	(458)	A	[87/5]
	2-cyclohexyl-4,6-dinitrophenol				[131-89-5]
C ₁₂ H ₁₄ O ₂	(405–565)	88.6	(420)	A	[87/5][47/5]
	ethyl <i>cis</i> -2-phenylcyclopropanecarboxylate				
C ₁₂ H ₁₄ O ₃		70.7±0.6	(298)	C	[98/17]
	1-acetoxy-2-methoxy-4-allylbenzene (eugenol acetate)				[93-28-7]
C ₁₂ H ₁₄ O ₄	(374–555)	63.1	(389)	A	[87/5][47/5]
	1,3-benzodioxole (apiol)				[523-80-8]
C ₁₂ H ₁₄ O ₄	(389–558)	70.6	(404)	A	[87/5]
	diethyl phthalate				[84-66-2]
C ₁₂ H ₁₄ O ₄		74.6	(426)	BG	[88/17]
	(345–453)	77.9	(360)	A	[87/5]
C ₁₂ H ₁₄ O ₄	(421–570)	59.1	(436)	A	[87/5]
	(307–333)	86.8	(310)	GS	[82/1]
C ₁₂ H ₁₅ N		81.1±0.8	(298)	GCC	[80/5]
	(381–567)	65.9	(396)		[47/5]
C ₁₂ H ₁₅ N	N,N-diallyl aniline				[6247-00-3]
	(421–513)	54.8	(436)	A	[87/5]
C ₁₂ H ₁₆	cyclohexylbenzene				[827-52-1]
	(283–462)	60.4	(298)		[93/10]
C ₁₂ H ₁₆	(421–513)	51.3	(436)	A	[87/5]
		59.9±0.3	(298)	C	[78/7]
C ₁₂ H ₁₆	dicyclohexadiene				
	(377–505)	77.9	(329)	A	[87/5]
C ₁₂ H ₁₆	2,5-diethylstyrene				[2715-29-9]
	(322–496)	52.2	(337)	A	[87/5][47/5]
C ₁₂ H ₁₆	1-isopropenyl-4-isopropylbenzene				[2388-14-9]
	(403–479)	50.9	(418)	A	[87/5]
C ₁₂ H ₁₆ O ₂	pentyl benzoate				[2049-96-9]
	(395–492)	85.9	(410)	A	[87/5]
C ₁₂ H ₁₆ O ₂	isopentyl benzoate				[94-46-2]
	(345–535)	51.6	(360)	A	[87/5][47/5]
C ₁₂ H ₁₆ O ₂	ethyl 2-phenylbutyrate				[94-46-2]
	(404–489)	56.0	(419)	A	[87/5]
C ₁₂ H ₁₆ O ₃	pentyl salicylate				[2050-08-0]
	(402–540)	66.5	(417)	A	[87/5]
C ₁₂ H ₁₆ O ₃	isopentyl salicylate				[87-20-7]
	(287–329)	73.0	(302)	A, ME	[87/5][55/8]
C ₁₂ H ₁₆ O ₄	benzo-12-crown-4				[14174-08-4]
		82.7±2.3	(298)	CGC	[00/9]
C ₁₂ H ₁₇ NO	N-butylacetanilide				[91-49-6]
	(443–653)	60.2	(458)	A	[87/5]
C ₁₂ H ₁₇ NO	N,N-diethyl-2-phenylacetamide				[2431-96-1]
	(404–460)	82.8	(419)	A	[87/5][69/1]
C ₁₂ H ₁₇ NO ₂	1-nitro-2,6-diisopropylbenzene				
	(308–343)	66.9±0.6	(326)	GS	[00/15]
C ₁₂ H ₁₈		68.4±0.6	(298)		[00/15]
	1- <i>cis</i> -5- <i>trans</i> -9- <i>trans</i> -cyclododecatriene				[4904-61-4]
C ₁₂ H ₁₈	(344–387)	49.9	(359)	A	[87/5]
	(400–423)	60.0	(411)	A	[87/5]
C ₁₂ H ₁₈	(426–503)	47.8	(441)	A	[87/5]
	1- <i>trans</i> -5- <i>trans</i> -9- <i>cis</i> -cyclododecatriene				[706-31-0]
C ₁₂ H ₁₈	(286–373)	68.0	(301)	A	[87/5]
	hexylbenzene				[1077-16-3]
C ₁₂ H ₁₈		60.2	(298)		[94/11]
	(274–463)	61.6	(289)		[93/10]
C ₁₂ H ₁₈		60.0	(298)		[71/28]
	1,2-diisopropylbenzene				[577-55-9]
C ₁₂ H ₁₈	(388–476)	48.9	(403)	A	[87/5]
	1,3-diisopropylbenzene				[99-62-7]

TABLE 6. Enthalpies of vaporization of organic compounds, 1880–2002—Continued

Molecular formula	Compound (Temperature range/K)	$\Delta_{\text{vap}}H_m$ (kJ mol ⁻¹)	Mean temperature (T_m /K)	Method	CAS registry number Reference
C ₁₂ H ₁₈	(283–318)	56.0±0.8	(301)	GS	[98/10]
	(283–318)	56.2±0.8	(298)	GS	[98/10]
	(387–477)	48.9	(402)	A	[87/5]
	1,4-diisopropylbenzene				[100-18-5]
	(366–530)	50.7±0.2	(400)	EB	[02/20]
	(366–530)	46.3±0.3	(440)	EB	[02/20]
	(366–530)	43.0±0.5	(480)	EB	[02/20]
	(366–530)	39.3±0.9	(520)	EB	[02/20]
	(283–318)	56.3±0.3	(301)	GS	[98/10]
	(283–318)	56.5±0.3	(298)	GS	[98/10]
C ₁₂ H ₁₈	(393–485)	47.6	(408)	A	[87/5]
	(393–485)	48.9	(408)		[59/1][84/9]
	1,3-dimethyl-5- <i>tert</i> -butylbenzene				[98-19-1]
C ₁₂ H ₁₈	(284–318)	56.5±0.6	(301)	GS	[98/19]
		56.6±0.6	(298)		[98/19]
	(253–443)	59.8	(268)		[93/10]
C ₁₂ H ₁₈	hexamethylbenzene				[87-85-4]
	(443–537)	56.8	(458)	A	[87/5]
C ₁₂ H ₁₈	1,2,4-triethylbenzene				[877-44-1]
	(319–491)	51.2	(334)	A	[87/5][47/5]
C ₁₂ H ₁₈	1,3,5-triethylbenzene				[102-25-0]
	(371–534)	59.2±0.3	(298)	EB	[97/6]
C ₁₂ H ₁₈	1,2,4-trimethyl-5-isopropylbenzene				[10222-95-4]
		64.9	(298)		[75/39]
C ₁₂ H ₁₈	2-isopropenyl-1-methyl-1-vinyl-3-cyclohexane				[6902-73-4]
	(348–404)	47.8	(363)	A	[87/5]
C ₁₂ H ₁₈ Cl ₂ NOPS	P-(chloromethyl)-N,-(1-methylpropyl)amidothiophosphonic acid, O-(2-chloro-4-methylphenyl) ester				[42585-08-0]
	(309–363)	62.6	(324)	A	[87/5]
C ₁₂ H ₁₈ O	(1-butoxyethyl)benzene				[01/16]
	(278–318)	59.8±0.3	(298)	GS	[6857-85-1]
C ₁₂ H ₁₈ O	R,S (1- <i>sec</i> -butoxyethyl)benzene				[02/29][02/38]
	(296–332)	58.7±0.5	(298)	GS	[8760-63-8]
C ₁₂ H ₁₈ O	S,S (1- <i>sec</i> -butoxyethyl)benzene				[02/29][02/39]
	(297–332)	59.1±0.5	(298)	GS	[24142-77-6]
C ₁₂ H ₁₈ O	propyl cumyl ether				[01/18]
	(278–325)	59.1±0.2	(302)	GS	[01/18]
C ₁₂ H ₁₈ O	(278–325)	59.3±0.2	(298)	GS	[01/18]
	benzyl pentyl ether				[6382-14-5]
C ₁₂ H ₁₈ O	(363–512)	50.8	(378)	A	[87/5][69/17]
	2,4-diisopropylphenol				[2934-05-6]
C ₁₂ H ₁₈ O	(395–528)	58.4	(410)	A	[87/5]
	2,4-diisopropylphenol				[99/19]
C ₁₂ H ₁₈ O	(293–328)	67.9±0.3	(310)	GS	[99/19]
		68.7±0.3	(298)		[68189-19-5]
C ₁₂ H ₁₈ O	2,3-dimethyl-4- <i>tert</i> -butylphenol				[87/5]
	(418–523)	60.2	(433)	A	[46170-85-8]
C ₁₂ H ₁₈ O	2,3-dimethyl-6- <i>tert</i> -butylphenol				[87/5]
	(412–525)	60.0	(427)		[1879-09-0]
C ₁₂ H ₁₈ O	2,4-dimethyl-6- <i>tert</i> -butylphenol				[99/19]
	(304–333)	67.2±0.8	(318)	GS	[99/19]
		68.4±0.8	(298)		[87/5]
	(388–522)	58.4	(403)	A	[53/9]
	(344–535)	54.4	(348)		[53/9]
	(344–535)	52.7	(373)		[53/9]
	(344–535)	51.7	(398)		[53/9]
	(344–535)	49.7	(423)		[53/9]
	(344–535)	45.4	(473)		[53/9]
	2,5-dimethyl-4- <i>tert</i> -butylphenol				[17696-37-6]
C ₁₂ H ₁₈ O	(408–538)	61.7	(423)	A	[87/5]
	(361–548)	62.0	(373)		[53/9]
	(361–548)	59.4	(398)		[53/9]
	(361–548)	57.1	(423)		[53/9]
	(361–548)	52.8	(473)		[53/9]
C ₁₂ H ₁₈ O	2,6-dimethyl-4- <i>tert</i> -butylphenol				[879-97-0]

TABLE 6. Enthalpies of vaporization of organic compounds, 1880–2002—Continued

Molecular formula	Compound (Temperature range/K)	$\Delta_{\text{vap}}H_m$ (kJ mol ⁻¹)	Mean temperature (T_m /K)	Method	CAS registry number Reference
	(392–522)	59.7	(407)	A	[87/5]
	(347–530)	58.4	(348)		[53/9]
	(347–530)	57.0	(373)		[53/9]
	(347–530)	55.4	(398)		[53/9]
	(347–530)	54.2	(423)		[53/9]
	(347–530)	49.3	(473)		[53/9]
C ₁₂ H ₁₈ O	3,4-dimethyl-6- <i>tert</i> -butylphenol (413–532)	62.7	(428)	A	[1445-23-4] [87/5]
C ₁₂ H ₁₈ O	2-ethyl-4- <i>tert</i> -butylphenol (428–623)	61.6	(443)	A	[63452-61-9] [87/5]
	(397–543)	55.4	(398)		[53/9]
	(397–543)	54.2	(423)		[53/9]
	(397–543)	49.3	(473)		[53/9]
C ₁₂ H ₁₈ O	2-ethyl-6- <i>tert</i> -butylphenol (393–443)	58.2	(408)	A	[63551-41-7] [87/5]
C ₁₂ H ₁₈ O	3-ethyl-6- <i>tert</i> -butylphenol (415–530)	59.5	(430)	A	[4237-25-6] [87/5]
C ₁₂ H ₁₈ O	4-ethyl-2- <i>tert</i> -butylphenol (394–523)	59.2	(409)	A	[96-70-8] [87/5]
	(349–533)	57.0	(373)		[53/9]
	(349–533)	55.4	(398)		[53/9]
	(349–533)	54.2	(423)		[53/9]
	(349–533)	49.3	(473)		[53/9]
C ₁₂ H ₁₈ O	2-methyl-4- <i>tert</i> -pentylphenol (443–653)	65.6	(458)	A	[71745-63-6] [87/5]
	(409–561)	55.3	(423)		[53/9]
	(409–561)	50.7	(473)		[53/9]
C ₁₂ H ₁₈ O	3-methyl-4- <i>tert</i> -pentylphenol (443–683)	65.1	(458)	A	[87/5]
	(409–561)	55.3	(423)		[53/9]
	(409–561)	50.7	(473)		[53/9]
C ₁₂ H ₁₈ O	4-methyl-2- <i>tert</i> -pentylphenol (423–653)	61.4	(438)	A	[34072-71-4] [87/5]
	(394–538)	58.1	(398)		[53/9]
	(394–538)	55.3	(423)		[53/9]
	(394–538)	50.7	(473)		[53/9]
C ₁₂ H ₁₈ O ₂	1,3-dihydroxy-2-hexylbenzene (433–494)	76.8	(448)	A, GC	[5673-09-6] [87/5][75/24]
C ₁₂ H ₁₈ O ₂	1,3-dihydroxy-4-hexylbenzene (434–494)	88.1	(449)	A, GC	[136-77-6] [87/5][75/24]
C ₁₂ H ₁₈ O ₄	3,4-dihydro-2,2-dimethyl-4-oxo-2 <i>H</i> -pyran-6-carboxylic acid, butyl ester (357–435)	64.7	(372)	A	[532-34-3] [87/5]
C ₁₂ H ₁₈ O ₆	triethyl aconitrate (423–540)	79.6	(438)	A	[87/5]
C ₁₂ H ₁₉ N	2,6-diisopropylaniline (284–323)	69.2±0.3 69.5±0.3	(303) (298)		[24544-04-5] [00/14] [00/14]
C ₁₂ H ₁₉ N	N-methyl-3-methyl-3-phenyl-2-butaneamine (283–330)	67.0±0.8	(307)	GS	[98/1]
	(283–330)	67.5±0.8	(298)	GS	[98/1]
C ₁₂ H ₁₉ NO	2-(dimethylamino)-2-methyl-1-phenylpropanone (298–338)	66.7±0.4	(298)	GS	[94/3]
C ₁₂ H ₁₉ NO	2-(diethylamino)-1-phenylethanone (293–338)	71.6±0.9	(298)	GS	[94/3]
C ₁₂ H ₁₉ F ₃ N ₂ O ₄	N[N-(trifluoroacetyl)valyl]alanine ethyl ester (425–453)	86.4	(439)	A	[87/5][99/16]
C ₁₂ H ₂₀	1-ethyladamantane (383–492)	55.3±1.1 49.1	(298) (398)		[770-69-4] [00/22] [87/5]
C ₁₂ H ₂₀	1,3-dimethyladamantane (352–526)	49.2±0.2 49.7±0.2 49.4±0.3 67.8±1.3	(308) (298) (298) (298)	C C EB EB	[707-79-4] [01/4] [01/4] [96/3] [77/4]

TABLE 6. Enthalpies of vaporization of organic compounds, 1880–2002—Continued

Molecular formula	Compound (Temperature range/K)	$\Delta_{\text{vap}}H_m$ (kJ mol ⁻¹)	Mean temperature (T_m /K)	Method	CAS registry number Reference
C ₁₂ H ₂₀ O	2,5-di- <i>tert</i> -butylfuran (274–323)	56.1 ± 1.1	(298)	GS	[4789-40-6] [98/2]
C ₁₂ H ₂₀ O ₂	bornyl acetate (319–496)	50.8	(334)	A	[76-49-3] [87/5][47/5]
C ₁₂ H ₂₀ O ₂	geranyl acetate (346–516)	58.1	(361)	A	[105-87-3] [87/5][47/5]
C ₁₂ H ₂₀ O ₂	isobornyl acetate (404–450)	56.1	(419)	A	[125-12-2] [87/5]
C ₁₂ H ₂₀ O ₂	bicyclo[2.2.1]heptane-7-one 2,2-dimethylpropylene acetal (293–323)	60.5 ± 0.9	(298)	GS	[02/32] [115-95-7]
C ₁₂ H ₂₀ O ₂	3,7-dimethyl-1,6-octadien-3-ol acetate (linalyl acetate) (281–490)	57.8	(296)	A	[87/5] [47/5]
C ₁₂ H ₂₀ O ₂	(328–493)	56.8	(343)		[47/5]
C ₁₂ H ₂₀ O ₂	terpineol acetate (310–424)	68.1	(325)	A	[80-26-2] [87/5]
C ₁₂ H ₂₀ O ₄	dibutyl maleate (255–550)	41.1	(270)	A	[105-76-0] [87/5]
C ₁₂ H ₂₀ O ₅	2-ethoxycarbonylpropionic acid, cyclohexyl ester (388–523)	67.6	(403)	A	[87/5]
C ₁₂ H ₂₀ O ₇	triethyl citrate (380–567)	68.2	(395)	A	[77-93-0] [87/5]
C ₁₂ H ₂₁ O ₄ P	trimethylallyl phosphate (367–597)	53.9	(381)		[47/5]
C ₁₂ H ₂₁ N ₂ O ₃ PS	Diazinon (293–398)	87.4	(308)	A	[333-41-5] [87/5][99/16]
C ₁₂ H ₂₂	<i>cis</i> bicyclohexyl (331–511)	53.8	(346)	A	[92-51-3] [87/5]
C ₁₂ H ₂₂	bicyclohexyl	50.1	(435)		[92-51-3] [81/1]
		42.5	(525)		[81/1]
		58.0 ± 0.2	(298)	C	[78/12]
C ₁₂ H ₂₂	6-dodecyne (373–388)	60.9	(380)	A	[6975-99-1] [87/5]
C ₁₂ H ₂₂	perhydroacenaphthylene (422–514)	49.6	(437)	EB	[00/16]
C ₁₂ H ₂₂ Cl ₄	1,2,11,12-tetrachlorododecane	81.9			[98/20]
C ₁₂ H ₂₂ O	<i>trans</i> 2-cyclohexylcyclohexanol (324–364)	83.2 ± 1.2	(344)	ME	[97/23]
C ₁₂ H ₂₂ O	cyclododecanone (373–443)	61.0	(388)	A	[830-13-7] [87/5]
	(408–450)	57.9	(423)	A, EB	[87/5][76/10]
	(458–556)	54.7	(473)	A, EB	[87/5][76/10]
C ₁₂ H ₂₂ O	(Z) 2-dodecenal (323–363)	72.5	(298)	CGC	[81149-96-4] [96/7][00/10]
C ₁₂ H ₂₂ O	(E) 2-dodecenal (323–363)	72.6	(298)	CGC	[20407-84-5] [96/7][00/10]
C ₁₂ H ₂₂ O	(Z) 3-dodecenal (323–363)	69.6	(298)	CGC	[68141-15-1] [96/7][00/10]
C ₁₂ H ₂₂ O	(E) 3-dodecenal (323–363)	70.2	(298)	CGC	[76595-72-7] [96/7][00/10]
C ₁₂ H ₂₂ O	(Z) 4-dodecenal (323–363)	69.4	(298)	CGC	[21944-98-9] [96/7][00/10]
C ₁₂ H ₂₂ O	(E) 4-dodecenal (323–363)	69.9	(298)	CGC	[174155-48-7] [96/7][00/10]
C ₁₂ H ₂₂ O	(Z) 5-dodecenal (323–363)	69.1	(298)	CGC	[68820-33-7] [96/7][00/10]
C ₁₂ H ₂₂ O	(E) 5-dodecenal (323–363)	69.6	(298)	CGC	[68820-34-8] [96/7][00/10]
C ₁₂ H ₂₂ O	(Z) 6-dodecenal (323–363)	69.2	(298)	CGC	[12674-61-7] [96/7][00/10]
C ₁₂ H ₂₂ O	(E) 6-dodecenal (323–363)	67.7	(298)	CGC	[174155-49-8] [96/7][00/10]
C ₁₂ H ₂₂ O	(Z) 7-dodecenal				[63851-40-1]

TABLE 6. Enthalpies of vaporization of organic compounds, 1880–2002—Continued

Molecular formula	Compound (Temperature range/K)	$\Delta_{\text{vap}}H_m$ (kJ mol ⁻¹)	Mean temperature (T_m /K)	Method	CAS registry number Reference
C ₁₂ H ₂₂ O	(323–363) (E) 7-dodecenal	69.4	(298)	CGC	[96/7][00/10] [82944-76-1]
C ₁₂ H ₂₂ O	(323–363) (Z) 8-dodecenal	69.6	(298)	CGC	[96/7][00/10] [139909-65-2]
C ₁₂ H ₂₂ O	(323–363) (E) 8-dodecenal	70.0	(298)	CGC	[96/7][00/10] [144298-64-6]
C ₁₂ H ₂₂ O	(323–363) (Z) 9-dodecenal	69.8	(298)	CGC	[96/7][00/10] [56219-03-5]
C ₁₂ H ₂₂ O	(323–363) (E) 9-dodecenal	70.1	(298)	CGC	[96/7][00/10] [155235-07-7]
C ₁₂ H ₂₂ O	(323–363) (Z) 10-dodecenal	70.4	(298)	CGC	[96/7][00/10] [81892-61-7]
C ₁₂ H ₂₂ O	(323–363) (E) 10-dodecenal	71.0	(298)	CGC	[96/7][00/10] [81892-62-8]
C ₁₂ H ₂₂ O ₂	(323–363) dodecanolactone	70.9	(298)	CGC	[96/7][00/10] [947-05-7]
	(377–403)	64.2 ± 1.1	(390)	MM	[91/7]
	(377–403)	70.5 ± 1.7	(298)	MM	[91/7]
C ₁₂ H ₂₂ O ₂	acetic acid, 4- <i>tert</i> -butylcyclohexyl ester (285–318)	63.8	(300)	A, ME	[87/5][58/9] [57/9]
C ₁₂ H ₂₂ O ₂	(<i>d</i>) menthyl acetate (330–500)	55.3	(345)	A	[16409-45-3] [87/5][47/5]
C ₁₂ H ₂₂ O ₂	citronellyl acetate (347–490)	68.7	(362)	A	[150-84-5] [87/5][47/5]
C ₁₂ H ₂₂ O ₂	2-(1-ethylpentyl)-4,7-dihydro-1,3-dioxepin (333–453)	66.3	(348)	A	[61732-97-6] [87/5]
C ₁₂ H ₂₂ O ₂	octyl methacrylate (384–513)	55.6	(399)	A	[2157-01-9] [87/5]
C ₁₂ H ₂₂ O ₂	methyl 10-undecenoate (397–524)	59.2	(412)	A	[111-81-9] [87/5]
C ₁₂ H ₂₂ O ₂	(Z) 3-decenyl acetate (313–358)	69.5	(298)	GC	[81634-99-3] [97/13][00/10]
	(299–313)	72	(306)	GC	[83/10]
C ₁₂ H ₂₂ O ₂	(E) 3-decenyl acetate (313–358)	70.1	(298)	GC	[81634-98-2] [97/13][00/10]
C ₁₂ H ₂₂ O ₂	(Z) 4-decenyl acetate (313–358)	69.0	(298)	GC	[67452-27-1] [97/13][00/10]
C ₁₂ H ₂₂ O ₂	(E) 4-decenyl acetate (313–358)	70.1	(298)	GC	[69222-16-8] [97/13][00/10]
C ₁₂ H ₂₂ O ₂	(Z) 5-decenyl acetate (313–358)	69.7	(298)	GC	[67446-07-5] [97/13][00/10]
	(299–313)	72	(306)	GC	[83/10]
C ₁₂ H ₂₂ O ₂	(E) 5-decenyl acetate (313–358)	70.6	(298)	GC	[38421-90-8] [97/13][00/10]
C ₁₂ H ₂₂ O ₂	(Z) 6-decenyl acetate (313–358)	70.1	(298)	GC	[68760-70-3] [97/13][00/10]
C ₁₂ H ₂₂ O ₂	(E) 6-decenyl acetate (313–358)	70.6	(298)	GC	[97/13][00/10]
	(299–313)	72	(306)	GC	[83/10]
C ₁₂ H ₂₂ O ₂	(Z) 7-decenyl acetate (313–358)	70.7	(298)	GC	[13857-03-9] [97/13][00/10]
C ₁₂ H ₂₂ O ₂	(E) 7-decenyl acetate (313–358)	71.1	(298)	GC	[13857-04-0] [97/13][00/10]
C ₁₂ H ₂₂ O ₂	(Z) 8-decenyl acetate (313–358)	71.5	(298)	GC	[83808-51-9] [97/13][00/10]
C ₁₂ H ₂₂ O ₂	(E) 8-decenyl acetate (313–358)	71.5	(298)	GC	[83808-51-9] [97/13][00/10]
C ₁₂ H ₂₂ O ₃	heptyl levulinate (393–558)	62.6	(408)	A	[87/5]
		60.0	(496)		[31/1]
C ₁₂ H ₂₂ O ₃	3-pentyl-4-acetoxytetrahydro-2 <i>H</i> -pyran (383–453)	65.8	(398)	A	[18871-14-2] [87/5]
C ₁₂ H ₂₂ O ₄	dipropyl adipate				[106-19-4]

TABLE 6. Enthalpies of vaporization of organic compounds, 1880–2002—Continued

Molecular formula	Compound (Temperature range/K)	$\Delta_{\text{vap}}H_m$ (kJ mol ⁻¹)	Mean temperature (T_m /K)	Method	CAS registry number Reference
C ₁₂ H ₂₂ O ₄	(413–540)	63.6	(428)	A	[87/5]
	isopentylmalonic acid, diethyl ester				[5398-08-3]
C ₁₂ H ₂₂ O ₄	(377–420)	64.1	(392)	A	[87/5]
	(1-methylbutyl)malonic acid, diethyl ester				[22328-91-2]
C ₁₂ H ₂₂ O ₄	(395–516)	67.4	(410)	A	[87/5]
	diisopentyl oxalate				[2051-00-5]
C ₁₂ H ₂₂ O ₄ S	(358–538)	58.6	(373)	A	[87/5][47/5]
	thiodiglycolic acid, diethyl ester				[4121-12-4]
C ₁₂ H ₂₂ O ₅	(298–383)	75.7	(313)	A	[87/5][99/16]
	butyl[1-(butoxycarbonyl)ethyl] carbonate				
C ₁₂ H ₂₂ O ₅	(338–513)	68.1	(353)	A	[87/5]
	pentyl[1-(ethoxycarbonyl)isopropyl] carbonate				
C ₁₂ H ₂₂ O ₆	(368–513)	63.8	(383)	A	[87/5]
	lactic acid, O-ethoxycarbonyl, 2-butoxyethyl ester				
C ₁₂ H ₂₂ O ₆	(383–521)	74.6	(398)	A	[87/5]
	dibutyl tartrate				[87-92-3]
C ₁₂ H ₂₂ O ₆	(428–511)	79.8	(443)	A	[87/5]
	(<i>d</i>) diisobutyl tartrate				[4054-82-4]
C ₁₂ H ₂₂ O ₆	(390–597)	64.6	(405)	A	[87/5]
C ₁₂ H ₂₂ S					[7133-46-2]
	dicyclohexyl sulfide				[97/7]
C ₁₂ H ₂₃ N	(421–523)	69.0±0.7	(298)	EB	[101-83-7]
	dicyclohexylamine				
C ₁₂ H ₂₃ N	(408–529)	54.0	(423)	A	[87/5]
	lauronitrile				[2437-25-4]
C ₁₂ H ₂₃ N		76.1±0.1	(298)	C	[77/5]
	(393–462)	65.2	(408)	EB	[71/4]
	(440–556)	60.7	(455)	A, EB	[87/5][71/4]
					[73/12]
C ₁₂ H ₂₄	cyclododecane				[294-62-2]
		63.0	(298)	CGC	[98/11]
	(403–453)	62.8	(298)	CGC	[95/21]
	(386–441)	52.6	(401)	A, EB	[87/5][76/10]
	(440–529)	49.8	(455)	A, EB	[87/5][76/10]
C ₁₂ H ₂₄	1-dodecene				[112-41-4]
		60.8±0.3	(298)	C	[76/5][77/1]
		60.3	(298)		[71/28]
	(396–493)	51.1	(411)	A	[87/5][50/6]
C ₁₂ H ₂₄	hexylcyclohexane				[4292-75-5]
		55.9±0.5	(298)	GC	[87/17]
		59.0±0.5	(298)	GCC	[78/16]
C ₁₂ H ₂₄		59.9	(298)		[71/28]
	heptylcyclopentane				[5617-42-5]
C ₁₂ H ₂₄		60.8	(298)		[71/28]
	<i>trans</i> 2,2,4,6,6-pentamethyl-3-heptene				
C ₁₂ H ₂₄	(291–318)	65.6±0.5	(305)	GS	[00/7]
	(291–318)	65.9±0.3	(298)	GS	[00/7]
C ₁₂ H ₂₄	<i>cis</i> 2,2,4,6,6-pentamethyl-3-heptene				
	(288–318)	63.0±0.5	(303)	GS	[00/7]
C ₁₂ H ₂₄ Cl ₂	(288–318)	63.2±0.5	(298)	GS	[00/7]
	1,12-dichlorododecane				
C ₁₂ H ₂₄ O		73.1			[98/20]
	cyclododecanol				[1724-39-6]
C ₁₂ H ₂₄ O	(405–468)	68.8	(420)	A	[87/5]
	(467–557)	57.1	(482)	A	[87/5]
C ₁₂ H ₂₄ O	dodecanal				[112-54-9]
	(308–353)	70.2	(298)	CGC	[96/7][00/10]
C ₁₂ H ₂₄ O	(350–530)	56.5	(365)	A	[87/5][47/5]
	2-dodecanone				[6175-49-1]
C ₁₂ H ₂₄ O	(350–520)	61.1	(365)	A	[87/5][47/5]
		71.8±0.6	(298)	C	[77/2]
	(386–609)	60.8	(401)	A	[87/5][75/8]
	(386–609)	48.1	(524)		[75/8]
C ₁₂ H ₂₄ O	ethyl <i>p</i> -menthyl ether				[19321-39-2]
	(366–414)	50.9	(381)	A	[87/5]

TABLE 6. Enthalpies of vaporization of organic compounds, 1880–2002—Continued

Molecular formula	Compound (Temperature range/K)	$\Delta_{\text{vap}}H_m$ (kJ mol ⁻¹)	Mean temperature (T_m /K)	Method	CAS registry number Reference
C ₁₂ H ₂₄ O	1-heptylcyclopentanol (395–524)	58.6	(410)	A	[20999-39-7] [87/5]
C ₁₂ H ₂₄ O	1-hexylcyclohexanol (380–491)	53.5	(395)	A	[3964-63-4] [87/5]
C ₁₂ H ₂₄ O	(Z) 2-dodecen-1-ol (333–373)	90.7	(298)	CGC	[69064-36-4] [00/10][94/13]
C ₁₂ H ₂₄ O	(E) 2-dodecen-1-ol (333–373)	91.0	(298)	CGC	[69064-37-5] [00/10][94/13]
C ₁₂ H ₂₄ O	(Z) 3-dodecen-1-ol (333–373)	89.3	(298)	CGC	[32451-95-9] [00/10][94/13]
C ₁₂ H ₂₄ O	(E) 3-dodecen-1-ol (333–373)	89.2	(298)	CGC	[68900-87-8] [00/10][94/13]
C ₁₂ H ₂₄ O	(Z) 4-dodecen-1-ol (333–373)	89.9	(298)	CGC	[40642-37-3] [00/10][94/13]
C ₁₂ H ₂₄ O	(E) 4-dodecen-1-ol (333–373)	90.6	(298)	CGC	[81745-38-2] [00/10][94/13]
C ₁₂ H ₂₄ O	(Z) 5-dodecen-1-ol (333–373)	90.2	(298)	CGC	[40642-38-4] [00/10][94/13]
C ₁₂ H ₂₄ O	(E) 5-dodecen-1-ol (333–373)	90.7	(298)	CGC	[62936-12-3] [00/10][94/13]
C ₁₂ H ₂₄ O	(Z) 6-dodecen-1-ol (333–373)	90.2	(298)	CGC	[40642-39-5] [00/10][94/13]
C ₁₂ H ₂₄ O	(E) 6-dodecen-1-ol (333–373)	90.7	(298)	CGC	[52957-14-9] [00/10][94/13]
C ₁₂ H ₂₄ O	(Z) 7-dodecen-1-ol (333–373)	90.5	(298)	CGC	[20056-92-2] [00/10][94/13]
C ₁₂ H ₂₄ O	(E) 7-dodecen-1-ol (333–373)	90.8	(298)	CGC	[16695-40-2] [00/10][94/13]
C ₁₂ H ₂₄ O	(Z) 8-dodecen-1-ol (333–373)	91.0	(298)	CGC	[40642-40-8] [00/10][94/13]
C ₁₂ H ₂₄ O	(E) 8-dodecen-1-ol (333–373)	91.0	(298)	CGC	[42513-42-8] [00/10][94/13]
C ₁₂ H ₂₄ O	(Z) 9-dodecen-1-ol (333–373)	91.1	(298)	CGC	[35148-18-6] [00/10][94/13]
C ₁₂ H ₂₄ O	(E) 9-dodecen-1-ol (333–373)	91.7	(298)	CGC	[35237-62-8] [00/10][94/13]
C ₁₂ H ₂₄ O	(Z) 10-dodecen-1-ol (333–373)	92.4	(298)	CGC	[35289-30-6] [00/10][94/13]
C ₁₂ H ₂₄ O	(E) 10-dodecen-1-ol (333–373)	91.9	(298)	CGC	[35237-63-9] [00/10][94/13]
C ₁₂ H ₂₄ O ₂	ethyl decanoate (404–440)	58.4 ± 0.1	(422)	MM	[110-38-3] [91/7]
	(404–440)	67.4 ± 1.3	(298)	MM	[91/7]
	(359–515)	59.6	(374)	A	[87/5]
C ₁₂ H ₂₄ O ₂	decyl acetate (313–358)	71.6	(298)	GC	[112-17-4] [97/13][00/10]
	(363–515)	61.9	(378)	A	[87/5]
	(299–313)	72	(306)	GC	[83/10]
	(445–530)	56.3	(460)	DTA	[80/8]
C ₁₂ H ₂₄ O ₂	4,5-dimethyl-2-heptyl-1,3-dioxolane (333–453)	69.8	(346)	A	[61732-91-0] [87/5]
C ₁₂ H ₂₄ O ₂	dodecanoic acid (393–573)	88.8	(408)	A	[143-07-7] [87/5]
	(321–341)	95.8	(332)	ME, TE	[82/5]
		81.3	(437)	I	[43/7]
C ₁₂ H ₂₄ O ₂	2-(1-ethylpentyl)-1,3-dioxepane (333–373)	68.1	(348)	A	[61732-93-2] [87/5]
C ₁₂ H ₂₄ O ₂	2-heptyl-1,3-dioxepane (328–373)	70.3	(343)	A	[61732-92-1] [87/5]
C ₁₂ H ₂₄ O ₂	3-heptyl-4-hydroxytetrahydro-2H-pyran (383–453)	77.6	(398)	A	[62159-06-2] [87/5]
C ₁₂ H ₂₄ O ₂	4-octyl-1,3-dioxane (353–453)	65.5	(368)	A	[23433-02-5] [87/5]
C ₁₂ H ₂₄ O ₂	methyl undecanoate				[1731-86-8]

TABLE 6. Enthalpies of vaporization of organic compounds, 1880–2002—Continued

Molecular formula	Compound (Temperature range/K)	$\Delta_{\text{vap}}H_m$ (kJ mol ⁻¹)	Mean temperature (T_m /K)	Method	CAS registry number Reference
		66.1	(350)		[02/27]
		67.0±0.1	(340)		[02/27]
		70.8±0.4	(298)		[02/27]
	(433–473)	70.6	(298)	CGC	[95/21]
		71.4±0.3	(298)	C	[77/1]
	(393–473)	60.9	(408)	A, EST	[87/5][63/16]
C ₁₂ H ₂₄ O ₃	pentyl 2-butoxypropionate (373–398)	47.3	(385)	A	[87/5]
C ₁₂ H ₂₄ O ₃	methyl 3-octyloxypropionate (373–513)	59.8	(388)	A	[7419-98-9] [87/5]
C ₁₂ H ₂₄ O ₆	18-crown-6	86.1±6.7	(298)	CGC	[17455-13-9] [00/9]
C ₁₂ H ₂₅ Br	1-bromododecane (411–610)	74.8±0.4 62.2	(298) (426)	C A, EST	[143-15-7] [76/6][77/1] [87/5][61/13]
C ₁₂ H ₂₅ Cl	1-chlorododecane (390–520)	73.9±1.4 70.5	(298) (298)	GS	[112-52-7] [01/1] [84/9][91/2]
		71.9±0.3	(298)	C	[77/1]
		70.3±0.5	(298)	C	[75/6]
	(389–519)	62.4	(404)	A, DTA	[87/5][69/5]
C ₁₂ H ₂₅ Cl	(<i>dl</i>) 2-chlorododecane (283–328)	65.3	(298)	A	[2350-12-1] [87/5][70/14]
					[62/30]
C ₁₂ H ₂₅ Cl	(<i>dl</i>) 3-chlorododecane (283–328)	65.9	(298)	A	[2350-12-1] [87/5][70/14]
					[62/30]
C ₁₂ H ₂₅ Cl	(<i>dl</i>) 4-chlorododecane (283–328)	64.1	(298)	A	[2350-13-2] [87/5][70/14]
					[62/30]
C ₁₂ H ₂₅ Cl	(<i>dl</i>) 5-chlorododecane (283–328)	65.9	(298)	A	[2350-14-3] [87/5][70/14]
					[62/30]
C ₁₂ H ₂₅ Cl	6-chlorododecane (283–328)	65.5	(298)	A	[26535-66-0] [87/5][70/14]
					[62/30]
C ₁₂ H ₂₅ F	1-fluorododecane (288–328) (374–533)	64.0±0.2 56.2	(298) (389)	GS A, EST	[334-68-9] [97/14] [87/5][61/13]
					[70/14]
C ₁₂ H ₂₅ I	1-iodododecane (426–636)	63.5	(441)	A, EST	[4292-19-7] [87/5][61/13]
					[70/14]
C ₁₂ H ₂₅ NO	N,N-diethylcaprylamide (373–510)	71.2	(388)	A	[996-97-4] [87/5]
C ₁₂ H ₂₆	dodecane	62.1±0.2	(298)	GS	[112-40-3] [01/1]
		60.3±0.8	(298)	CGC	[00/9]
		61.4	(299)	C	[96/22]
		58.1	(334)	C	[96/22]
		57.4	(344)	C	[96/22]
	(373–423)	60.7	(298)	CGC	[95/21]
	(363–413)	61.2	(298)	CGC	[95/21]
	(423–473)	61.2	(298)	CGC	[95/21]
		61.5	(298)		[94/12]
	(263–371)	65.7	(278)		[88/12]
	(278–400)	61.8	(293)	A	[87/5]
	(298–389)	61.1	(313)	GS	[86/6]
		61.8±0.5	(298)	C	[76/4]
		60.4±0.3	(298)	C	[72/29]
		61.3	(298)		[71/28]
	(400–492)	51.6	(415)	A, MM	[87/5][45/2]
C ₁₂ H ₂₆	2-methylundecane				[7045-71-8]

TABLE 6. Enthalpies of vaporization of organic compounds, 1880–2002—Continued

Molecular formula	Compound (Temperature range/K)	$\Delta_{\text{vap}}H_m$ (kJ mol ⁻¹)	Mean temperature (T_m /K)	Method	CAS registry number Reference
C ₁₂ H ₂₆	(356–484) (<i>dl</i>) 3-methylundecane	49.5	(371)	A	[87/5] [1002-43-3]
	(357–485) 4-methylundecane	48.8	(372)	A	[87/5] [2980-69-0]
C ₁₂ H ₂₆	(359–481) 5-methylundecane	51.6	(374)	A	[87/5] [1632-70-8]
	(357–480) 2,3-dimethyldecane	50.3	(372)	A	[87/5] [17312-44-6]
C ₁₂ H ₂₆	(369–480) 2,4-dimethyldecane	50.0	(384)	A	[87/5] [2801-84-5]
	(348–472) 2,4,6-trimethylnonane	47.5	(363)	A	[87/5] [62184-10-5]
C ₁₂ H ₂₆	(339–459) 3,3,6,6-tetramethyloctane	46.4	(354)	A	[87/5] [62199-46-6]
	(347–463) 2,2,4,6,6-pentamethylheptane	52.9	(362)	A	[87/5] [13475-82-6]
C ₁₂ H ₂₆ O	ethyl decyl ether	49.0±0.2	(298)	C	[76/4] [55962-01-1]
C ₁₂ H ₂₆ O	dihexyl ether	65.9±0.1	(298)	C	[85/2] [112-58-3]
		63.6±0.8	(298)	CGC	[00/9]
	(353–393)	63.5	(298)	CGC	[95/21]
	(372–510)	52.9	(387)	A	[87/5]
C ₁₂ H ₂₆ O	octyl <i>tert</i> -butyl ether	64.1±0.1	(298)	C	[85/2]
		61.4	(298)		[U/2][02/32]
C ₁₂ H ₂₆ O	isobutyl <i>tert</i> -octyl ether	51.6	(298)		[U/2][02/32]
C ₁₂ H ₂₆ O	butyl <i>tert</i> -octyl ether	52.9±0.4	(298)		[U/2][02/32]
C ₁₂ H ₂₆ O	1-dodecanol				[112-53-8]
	(303–348)	85.8	(327)	GS	[01/3]
	(303–348)	90.0	(298)	GS	[01/3]
	(373–423)	91.7	(298)	CGC	[95/21]
	(353–393)	91.7	(298)	CGC	[94/13][00/10]
	(303–413)	80.5	(358)		[92/14]
	(383–438)	73.8	(398)	A	[87/5]
	(505–550)	57.1	(520)	A	[87/5]
		84.7±0.5	(343)	C	[79/6]
		91.8±0.6	(298)	C	[79/6]
		92.0±0.6	(298)	C	[77/1]
	(297–363)	92.5	(312)		[73/26]
	(411–487)	67.6	(426)		[73/26]
	(425–550)	66.7	(440)	A, EB	[87/5][70/2]
	(400–538)	71.5	(415)	DTA	[69/5]
	(297–313)	95.4	(305)	ME	[65/15]
C ₁₂ H ₂₆ O	(303–363)	83.3	(333)	A, ME	[87/5][62/12]
	(411–487)	67.6	(426)		[58/2]
C ₁₂ H ₂₆ O	2-dodecanol				[10203-28-8]
	(293–393)	87.0	(308)		[99/11]
	(293–343)	85.0	(318)	A, ME	[87/5][62/12]
C ₁₂ H ₂₆ O	(<i>dl</i>) 3-dodecanol				[10203-30-2]
C ₁₂ H ₂₆ O	(293–343)	78.3	(318)	A, ME	[87/5][62/12]
	4-dodecanol				[10203-32-4]
C ₁₂ H ₂₆ O	(293–343)	80.6	(318)	A, ME	[87/5][62/12]
	5-dodecanol				[10203-33-5]
C ₁₂ H ₂₆ O	(293–343)	79.4	(318)	A, ME	[87/5][62/12]
	6-dodecanol				[6836-38-0]
C ₁₂ H ₂₆ O ₂	(293–343)	81.5	(318)	A, ME	[87/5][62/12]
	(<i>dl</i>) 3,4-diethyl-3,4-dimethoxyhexane				
C ₁₂ H ₂₆ O ₃	(302–332)	59.8±1.3	(317)	GS	[90/17]
	diethylene glycol dibutyl ether				[112-73-2]
C ₁₂ H ₂₆ O ₃		73.8±1.7	(298)	GCG	[00/9]
	(293–528)	56.6	(308)	A	[87/5]

TABLE 6. Enthalpies of vaporization of organic compounds, 1880–2002—Continued

Molecular formula	Compound (Temperature range/K)	$\Delta_{\text{vap}}H_m$ (kJ mol ⁻¹)	Mean temperature (T_m /K)	Method	CAS registry number Reference
C ₁₂ H ₂₆ O ₄	2,2-bis(tert-butylperoxy)butane (299–323)	77.1	(311)	A	[41407-59-4] [87/5]
C ₁₂ H ₂₆ O ₄	tripropylene glycol monoisopropyl ether (355–530)	56.9	(370)	A	[87/5][47/5] [112-55-0]
C ₁₂ H ₂₆ S	1-dodecanethiol (420–581)	62.0	(435)		[99/16] [33528-63-1]
C ₁₂ H ₂₆ S ₂	1,12-dodecanedithiol (454–593)	77.8	(469)	A	[87/5][43/6] [99/16] [10496-15-8]
C ₁₂ H ₂₆ S ₂	dihexyl disulfide (435–601)	64.9	(450)		[99/16] [124-22-1]
C ₁₂ H ₂₇ N	dodecylamine (443–545)	61.0	(458)	A, EST	[87/5][56/17]
C ₁₂ H ₂₇ N	(356–521)	63.4	(371)		[47/5] [143-16-8]
C ₁₂ H ₂₇ N	dihexylamine (408–569)	55.1	(423)	A	[87/5]
C ₁₂ H ₂₇ N	N,N-dimethyldodecylamine (405–564)	55.2	(420)	A	[1120-24-7] [87/5]
C ₁₂ H ₂₇ N	tributylamine (298–337)	64.4	(313)	A	[102-82-9] [87/5]
C ₁₂ H ₂₇ N	(333–487)	48.1	(348)	A	[87/5]
C ₁₂ H ₂₇ N	triisobutylamine (305–452)	54.3	(320)	A	[1116-40-1] [87/5][47/5]
C ₁₂ H ₂₇ O ₄ P	tributyl phosphate (500–562)	61.4	(515)	A	[126-73-8] [87/5]
C ₁₂ H ₂₇ O ₄ P	triisobutyl phosphate (411–537)	62.8	(426)	A	[126-71-6] [87/5]
C ₁₂ H ₂₇ P	tributyl phosphine (353–428)	51.7 ± 0.5	(390)		[998-40-3] [01/9]
C ₁₂ H ₂₈ N ₂	1,12-dodecanediamine (313–353)	110.1	(328)	A	[4843-89-4] [87/5]
C ₁₂ H ₂₈ N ₂	tetrapropyl hydrazine (362–423)	65.2	(377)	A	[60678-69-5] [87/5]
C ₁₂ H ₃₀ N ₃ P	tris(diethylamino)phosphine	60.7 ± 0.4			[59/24]
C ₁₃ H ₈ O	9-fluorenone	NA			[486-25-9] [83/17]
C ₁₃ H ₉ ClO ₂	5-chloro-2-hydroxybenzophenone (367–493)	73.3	(382)	A, UV	[85-19-8] [87/5][60/2]
C ₁₃ H ₉ N	acridine (423–621)	62.9	(465)		[260-94-6] [83/4]
C ₁₃ H ₉ N	(423–621)	62.1	(515)		[83/4]
C ₁₃ H ₉ N	(423–621)	61.5	(595)		[83/4]
C ₁₃ H ₁₀	(402–619)	66.2	(417)	A	[87/5][47/5] [86-73-7]
C ₁₃ H ₁₀	fluorene (323–473)	66.9	(398)	GC	[02/18]
C ₁₃ H ₁₀	(403–453)	72.3	(298)	CGC	[98/11]
C ₁₃ H ₁₀	(323–363)	72.2	(298)	CGC	[95/21]
C ₁₃ H ₁₀	(383–427)	65.7	(298)	B	[94/4]
C ₁₃ H ₁₀	(402–568)	63.3	(398)		[88/12]
C ₁₃ H ₁₀	(423–573)	54.2	(417)	A	[87/5]
C ₁₃ H ₁₀ N ₂	N,N'-diphenylcarbodiimide (500–599)	56.6	(498)	I	[23/1] [622-16-2]
C ₁₃ H ₁₀ O	benzophenone (433–673)	65.6	(515)	A	[87/5]
C ₁₃ H ₁₀ O	(473–579)	65.1	(448)	A	[119-61-9] [87/5]
C ₁₃ H ₁₀ O	(530–575)	62.2	(488)		[49/1][84/9]
C ₁₃ H ₁₀ O	xanthene	59.0	(545)		[1904/1][84/9] [92-83-1]
C ₁₃ H ₁₀ O		64.5	(435)		[84/25]
C ₁₃ H ₁₀ O		61.1	(475)		[84/25]
C ₁₃ H ₁₀ O		59.2	(515)		[84/25]
C ₁₃ H ₁₀ O		56.7	(555)		[84/25]
C ₁₃ H ₁₀ O		54.4	(585)		[85/25]

TABLE 6. Enthalpies of vaporization of organic compounds, 1880–2002—Continued

Molecular formula	Compound (Temperature range/K)	$\Delta_{\text{vap}}H_m$ (kJ mol ⁻¹)	Mean temperature (T_m /K)	Method	CAS registry number Reference
C ₁₃ H ₁₀ O	(413–433) 9-hydroxyfluorene	88.7	(423)	A	[87/5][58/23] [1689-64-1]
C ₁₃ H ₁₀ O ₂	phenylbenzoate (379–587)	NA			[83/17] [93-99-2]
C ₁₃ H ₁₀ O ₃	2,4-dihydroxybenzophenone (418–485)	62.4	(394)	A	[87/5][47/5] [131-56-6]
C ₁₃ H ₁₀ O ₃	phenyl salicyate (423–587)	87.1	(433)	A, UV	[87/5][60/2] [118-55-8]
C ₁₃ H ₁₁ Cl	chlorodiphenylmethane (381–450)	69.9	(438)	A, UV	[87/5][60/2] [90-99-3]
C ₁₃ H ₁₁ F	fluorodiphenylmethane (288–333)	70.4	(396)	A	[87/5] [579-55-5]
C ₁₃ H ₁₁ N	benzophenone imine (308–338)	69.8±0.4	(298)	GS	[97/14]
C ₁₃ H ₁₁ N	benzophenone imine (308–338)	74.2±1.0	(323)	GS	[1013-88-3] [97/9]
C ₁₃ H ₁₁ N	benzophenone imine (308–338)	75.7±1.0	(298)	GS	[97/9]
C ₁₃ H ₁₁ N	benzophenone imine (373–422)	62.3	(388)	A	[87/5]
C ₁₃ H ₁₁ N	9-methylcarbazole (373–673)	73.4	(400)	EB, IPM	[1484-12-4] [92/15]
C ₁₃ H ₁₁ N	9-methylcarbazole (373–673)	70.5	(440)	EB, IPM	[92/15]
C ₁₃ H ₁₁ N	9-methylcarbazole (373–673)	67.7	(480)	EB, IPM	[92/15]
C ₁₃ H ₁₁ N	9-methylcarbazole (373–673)	65.0	(520)	EB, IPM	[92/15]
C ₁₃ H ₁₁ N	9-methylcarbazole (373–673)	62.1	(560)	EB, IPM	[92/15]
C ₁₃ H ₁₁ N	9-methylcarbazole (373–673)	59.1	(600)	EB, IPM	[92/15]
C ₁₃ H ₁₁ N	9-methylcarbazole (373–673)	55.9	(640)	EB, IPM	[92/15]
C ₁₃ H ₁₁ N	9-methylcarbazole (348–384)	74.9	(366)	GS	[80/6]
C ₁₃ H ₁₁ N ₃ O	2-(2'-hydroxy-5'-methylphenyl)benzotriazole (413–433)	79.1	(423)	ME	[2440-22-4] [84/1]
C ₁₃ H ₁₂	3-methylbiphenyl (404–435)	70.6	(419)	A, UV	[87/5][60/2] [643-93-6]
C ₁₃ H ₁₂	3-methylbiphenyl (283–463)	69.6	(298)		[93/10]
C ₁₃ H ₁₂	diphenylmethane				[101-81-5]
C ₁₃ H ₁₂	diphenylmethane	65.7	(298)	GC	[02/37]
C ₁₃ H ₁₂	diphenylmethane (303–343)	66.4±0.5	(323)	GS	[99/8]
C ₁₃ H ₁₂	diphenylmethane (303–343)	67.9±0.5	(298)	GS	[99/8]
C ₁₃ H ₁₂	diphenylmethane (303–402)	63.7	(363)		[89/14]
C ₁₃ H ₁₂	diphenylmethane (295–383)	72.2	(310)	A	[87/5]
C ₁₃ H ₁₂	diphenylmethane (423–583)	56.7	(438)	A	[87/5]
C ₁₃ H ₁₂	diphenylmethane	55.8	(445)		[81/1]
C ₁₃ H ₁₂	diphenylmethane	49.0	(535)		[81/1]
C ₁₃ H ₁₂	diphenylmethane	66.6±0.1	(298)	C	[72/28]
C ₁₃ H ₁₂ O	benzyl phenyl ether (490–555)	54.2	(505)		[15/1][84/9] [946-80-5]
C ₁₃ H ₁₂ O	benzyl phenyl ether (368–560)	58.8	(383)	A	[87/5][47/5] [91-01-0]
C ₁₃ H ₁₂ O	diphenylmethanol (438–574)	65.4	(453)	A	[87/5]
C ₁₃ H ₁₂ O	ethyl 1-naphthyl ketone (397–579)	74.1	(412)	A	[2876-63-3] [87/5][47/5]
C ₁₃ H ₁₃ N	N-methyldiphenylamine (376–555)	65.2	(391)	A	[552-82-9] [87/5][47/5]
C ₁₃ H ₁₃ N	N-benzylaniline (316–343)	79.6±1.1	(330)		[103-32-2] [97/21]
C ₁₃ H ₁₄	1,6,7-trimethylnaphthalene (323–473)	79.5			[80/21]
C ₁₃ H ₁₄	1,6,7-trimethylnaphthalene				[2245-38-7]
C ₁₃ H ₁₄	1-isopropylnaphthalene (402–541)	68.6	(398)	GC	[02/18] [6158-45-8]
C ₁₃ H ₁₄	2-isopropylnaphthalene (402–541)	50.4	(417)	A	[87/5] [2027-17-0]
C ₁₃ H ₁₄ N ₂	2,4'-diaminodiphenylmethane (353–403)	60.3	(417)	A	[87/5] [1208-52-2]
C ₁₃ H ₁₄ N ₂	4,4'-diaminodiphenylmethane	111.5	(368)	A	[87/5] [101-77-9]

[Note: The value reported in [80/21] for the enthalpy of vaporization is larger than the value given for the enthalpy of sublimation.]

TABLE 6. Enthalpies of vaporization of organic compounds, 1880–2002—Continued

Molecular formula	Compound (Temperature range/K)	$\Delta_{\text{vap}}H_m$ (kJ mol ⁻¹)	Mean temperature (T_m /K)	Method	CAS registry number Reference
C ₁₃ H ₁₅ Cl ₃ O ₃	(343–393)	109.3	(358)	A	[87/5]
	(486–545)	98.0	(501)	A	[87/5]
	(471–545)	100.6	(502)	A	[66/28]
C ₁₃ H ₁₅ Cl ₃ O ₃	2,4,6-trichlorophenoxyacetic acid, pentyl ester				[120-39-8]
	(460–573)	78.8	(475)	A	[87/5]
C ₁₃ H ₁₅ N	1,2,3,4-tetrahydro-9-methylcarbazole				[17058-12-7]
	(370–655)	72.5	(400)	EB, IPM	[92/15]
	(370–655)	69.6	(440)	EB, IPM	[92/15]
	(370–655)	66.7	(480)	EB, IPM	[92/15]
	(370–655)	63.8	(520)	EB, IPM	[92/15]
	(370–655)	60.7	(560)	EB, IPM	[92/15]
	(370–655)	57.4	(600)	EB, IPM	[92/15]
	(370–655)	53.8	(640)	EB, IPM	[92/15]
C ₁₃ H ₁₅ NO	1-(1-isocyanato-1-methylethyl)-4-(1-methylethylbenzene)				
	(298–463)	68.5	(308)	DTA, T, HSA	[86/3]
C ₁₃ H ₁₆ Cl ₂ O ₃	2,4-dichlorophenoxyacetic acid, isopentyl ester				[67821-07-2]
C ₁₃ H ₁₆ Cl ₂ O ₃	(460–573)	75.8	(475)	A	[87/5]
	2,4-dichlorophenoxyacetic acid, pentyl ester				[1917-96-6]
C ₁₃ H ₁₆ Cl ₂ O ₃	(444–573)	73.6	(459)	A	[87/5]
	2-phenyl-2-piperidinoacetonitrile				
C ₁₃ H ₁₆ N ₂	(338–378)	73.2±0.4		GS	[97/10]
	1-(phenacyl)piperidine				[3626-62-8]
C ₁₃ H ₁₇ NO	(381–446)	51.4	(396)	A	[87/5][69/1]
	(382–450)	47.2	(416)		[69/1]
C ₁₃ H ₁₇ NO	1-(<i>m</i> -toluoyl)piperidine				[13290-48-7]
	(373–403)	53.8	(388)	A	[87/5][69/1]
C ₁₃ H ₁₇ NO ₃	(<i>dl</i>) N-acetylphenylalanine, ether ester				[4134-09-2]
	(438–528)	82.4	(453)	A	[87/5]
C ₁₃ H ₁₈	1,1,4,6-tetramethylindane				[941-60-6]
	(313–383)	59.4	(328)	A	[87/5]
	(313–469)	60.2	(328)	A	[87/5]
	(242–469)	51.9	(439)	A	[87/5]
C ₁₃ H ₁₈	1,1,4,7-tetramethylindane				[1078-04-2]
	(313–388)	59.6	(328)	A	[87/5]
	(313–469)	60.4	(328)	A	[87/5]
	(431–469)	52.0	(446)	A	[87/5]
C ₁₃ H ₁₈ O	4,4-dimethyl-1-phenyl-3-pentanone				[5195-24-4]
	(405–520)	63.5	(420)	A	[87/5]
C ₁₃ H ₁₈ O	<i>p</i> -isopropyl- α -methylhydrocinnamaldehyde				[103-95-7]
	(283–499)	72.6	(298)	A	[87/5]
C ₁₃ H ₁₈ O	1-phenyl-1-heptanone				[1671-75-6]
	(373–550)	64.6	(388)	A	[87/5][47/5]
C ₁₃ H ₁₉ NO	3-phenylpropionic acid, N,N-diethylamide				
	(353–439)	46.5	(368)	A	[87/5]
C ₁₃ H ₁₉ NO	(4R,5R)-2,2,3,4-tetramethyl-5-phenyl-1,3-oxazolidine				[141271-51-4]
	(293–301)	61.6±1.8	(298)		[98/3]
C ₁₃ H ₂₀	heptylbenzene				[1078-71-3]
	(423–527)	54.0	(438)	A	[87/5]
		64.9	(298)		[71/28]
C ₁₃ H ₂₀ O	butyl cumyl ether				
C ₁₃ H ₂₀ O	(278–318)	63.8±0.5	(298)	GS	[01/18]
	α -ionone				[127-41-3]
C ₁₃ H ₂₀ O	(352–523)	62.0	(367)	A	[87/5][47/5]
	(286–333)	67.5	(301)	A, ME	[87/5][57/9]
C ₁₃ H ₂₀ O	β -ionone				[14901-07-6]
	(291–334)	69.0	(306)	A, ME	[87/5][57/9]
C ₁₃ H ₂₀ O	6,10-dimethyl-4,5,9-undecatrien-2-one				[16647-05-5]
	(349–421)	63.6±1.4	(385)		[88/4]
C ₁₃ H ₂₀ O	6,10-dimethyl-3,5,9-undecatrien-2-one				[141-10-6]
	(382–457)	67.6±1.1	(420)		[88/4]
C ₁₃ H ₂₀ O	4-(2,6,6-trimethyl-1-cyclohexen-1-yl)-3-buten-2-one				[79-77-6]
	(373–442)	49.6±1.1	(408)		[88/4]
C ₁₃ H ₂₀ O ₂	1,3-dihydroxy-5-heptylbenzene				[500-67-4]

TABLE 6. Enthalpies of vaporization of organic compounds, 1880–2002—Continued

Molecular formula	Compound (Temperature range/K)	$\Delta_{\text{vap}}H_m$ (kJ mol ⁻¹)	Mean temperature (T_m /K)	Method	CAS registry number Reference
C ₁₃ H ₂₀ O ₂	(443–504) 1,3-dihydroxy-5-methyl-2-hexylbenzene	91.6	(458)	A, GC	[87/5][75/24] [41395-27-1]
	(433–493) 2,3,3-trichloro-2-propenethioic acid, O-decyl ester	82.8	(448)	A, GC	[87/5][75/24] [76619-97-1]
C ₁₃ H ₂₁ Cl ₃ OS	(483–503) N,N-dimethyl-3-methyl-3-phenyl-2-butaneamine	79.9		GC	[80/24]
C ₁₃ H ₂₁ N	(283–330) N-methyl-2,3-dimethyl-3-phenyl-2-butaneamine	59.8±0.7	(307)	GS	[98/1]
	(283–330) 2-(diethylamino)-1-phenyl-1-propanone	60.3±0.7	(298)	GS	[98/1]
C ₁₃ H ₂₁ NO	(285–332) 2-allyl- <i>cis</i> -decahydronaphthalene	71.9±1.1	(309)	GS	[98/1]
	(285–332) 2-allyl- <i>trans</i> -decahydronaphthalene	72.5±1.1	(298)	GS	[98/1]
C ₁₃ H ₂₂	(293–333) dodecahydrofluorene	71.6±1.0	(298)	GS	[94/3]
C ₁₃ H ₂₂	(296–320) 1,3,5-trimethyladamantane	89.9	(308)	A	[87/5]
C ₁₃ H ₂₂	(296–320) 2,2- <i>bis</i> (chloromethyl)-1,3-propanediol dibutyrate	91.7	(308)	A	[87/5]
C ₁₃ H ₂₂	(332–525) bornyl propionate	55.8	(347)	A	[5744-03-6] [87/5]
C ₁₃ H ₂₂	1,3,5-trimethyladamantane	51.7±0.2	(298)		[707-35-7] [00/21][00/22]
C ₁₃ H ₂₂ Cl ₂ O ₄	(454–572) 1,1,1,1,1,3-tetrachlorotridecane	43.1	(469)	A	[87/5]
C ₁₃ H ₂₂ O ₂	(337–508) 5-methyl-2-ethyl-2-butyl-4-hexenal	55.9	(352)	A	[78548-53-5] [87/5][47/5]
C ₁₃ H ₂₄ Cl ₄	(320–370) decyl acrylate	97.4	(335)	A	[3922-33-6] [87/5]
C ₁₃ H ₂₄ O	(323–393) oxa-2-cyclotetradecanone (tridecanolactone)	69.1	(338)	A	[42023-59-6] [87/5]
C ₁₃ H ₂₄ O ₂	(404–536) ethyl 10-undecenoate	59.6	(419)	A	[2156-96-9] [87/5]
	(375–405) 1,4-dioxa-5-cyclopentadecanone	66.6±1.1	(390)	MM	[1725-04-8] [91/7]
	(375–405) 1,6-dioxa-7-cyclopentadecanone	72.9±1.7	(298)	MM	[91/7]
C ₁₃ H ₂₄ O ₂	(393–443) 1,8-dioxa-9-cyclopentadecanone	67.5	(408)	A	[87/5]
	(404–532) 3-hexyl-4-acetoxytetrahydro-2 <i>H</i> -pyran	77.4	(419)	A	[692-86-4] [87/5]
C ₁₃ H ₂₄ O ₃	(403–443) octyl levulinate	69.6	(418)	A, GC	[1898-91-1] [87/5][71/33]
C ₁₃ H ₂₄ O ₃	(403–443) octyl 3-acetoxypionate	75.7	(418)	A, GC	[36575-54-9] [87/5][71/33]
C ₁₃ H ₂₄ O ₃	(403–443) ethylisopentylmalonic acid, ethyl methyl ester	66.5	(418)	A, GC	[36575-53-8] [87/5][71/33]
C ₁₃ H ₂₄ O ₃	(383–453) octyl[1-(methoxycarbonyl)ethyl] carbonate	72.1	(398)	A	[18871-17-5] [87/5]
C ₁₃ H ₂₄ O ₃	(413–565) pentyl[1-(butoxycarbonyl)ethyl] carbonate	66.3	(428)	A	[41780-57-8] [87/5]
		65.1	(507)		[33/6]
C ₁₃ H ₂₄ O ₄	(420–440) tridecanonitrile	88.4	(430)	A	[87/5]
C ₁₃ H ₂₄ O ₄	(392–501) 1-octanoyl piperidine	73.1	(407)	A	[72030-39-8] [87/5]
C ₁₃ H ₂₄ O ₅	(391–566) 5-butyl-4-nonene	70.0	(406)	A	[87/5]
C ₁₃ H ₂₄ O ₅	(348–513) 1-tridecene	70.1	(363)	A	[87/5]
C ₁₃ H ₂₅ N	(380–566) 1-octanoyl piperidine	69.5	(395)	A	[629-60-7] [87/5]
C ₁₃ H ₂₅ NO	(373–443) 5-butyl-4-nonene	50.0	(388)	A	[20299-83-6] [87/5]
C ₁₃ H ₂₆	(310–361) 1-tridecene	55.8	(325)	A, MG	[7367-38-6] [87/5][55/11]
C ₁₃ H ₂₆		65.3	(298)		[2437-56-1] [71/28]

TABLE 6. Enthalpies of vaporization of organic compounds, 1880–2002—Continued

Molecular formula	Compound (Temperature range/K)	$\Delta_{\text{vap}}H_m$ (kJ mol ⁻¹)	Mean temperature (T_m /K)	Method	CAS registry number Reference	
C ₁₃ H ₂₆	(413–509)	53.9	(428)	A	[87/5][55/7]	
	n-octylcyclopentane				[1795-20-6]	
C ₁₃ H ₂₆		65.8	(298)		[71/28]	
	n-heptylcyclohexane				[5617-41-4]	
C ₁₃ H ₂₆ O		64.9	(298)		[71/28]	
	5-methyl-2-ethyl-2-butyl-4-hexene-1-ol (333–393)	76.9	(348)		A	[53144-53-9]
C ₁₃ H ₂₆ O					[87/5]	
	1-octylcyclopentanol (468–541)	60.9	(483)		A	[30089-09-9]
C ₁₃ H ₂₆ O					[593-08-8]	
	2-tridecanone (335–534)	69.6	(350)		A	[87/5]
		61.0	(439)		A	[87/5]
		49.6	(541)			[75/8]
		69.8	(348)		EB	[66/12]
C ₁₃ H ₂₆ O		62.1	(375)		[47/5]	
	7-tridecanone (395–600)	62.7	(410)		A	[462-18-0]
		49.3	(536)			[87/5]
						[75/8]
C ₁₃ H ₂₆ O	(Z) 7-tridecen-1-ol (343–383)	95.1	(298)	CGC	[64470-31-1]	
					[00/10][94/13]	
C ₁₃ H ₂₆ O	(E) 7-tridecen-1-ol (343–383)	95.6	(298)	CGC	[64437-28-1]	
					[00/10][94/13]	
C ₁₃ H ₂₆ O	(Z) 9-tridecen-1-ol (343–383)	95.8	(298)	CGC	[52957-10-5]	
					[00/10][94/13]	
C ₁₃ H ₂₆ O	(E) 9-tridecen-1-ol (343–383)	96.4	(298)	CGC	[52957-15-0]	
					[00/10][94/13]	
C ₁₃ H ₂₆ O	(Z) 11-tridecen-1-ol (343–383)	97.1	(298)	CGC	[34010-24-7]	
					[00/10][94/13]	
C ₁₃ H ₂₆ O	(E) 1,1-tridecen-1-ol (343–383)	97.2	(298)	CGC	[56195-34-7]	
					[00/10][94/13]	
C ₁₃ H ₂₆ O	6,10-dimethyl-2-undecanone (379–473)	59.3±0.4	(426)		[1604-34-8]	
					[88/4]	
C ₁₃ H ₂₆ O ₂	4,5-dimethyl-2-octyl-1,3-dioxolane (333–453)	72.8	(348)	A	[5452-11-9]	
					[87/5]	
C ₁₃ H ₂₆ O ₂	2-octyl-1,3-dioxepane (323–373)	61.2	(338)	A	[61732-94-3]	
					[87/5]	
C ₁₃ H ₂₆ O ₂	undecyl acetate (333–378)	77.2	(298)	GC	[1731-81-3]	
					[97/13][00/10]	
C ₁₃ H ₂₆ O ₂	isopropyl decanoate (363–451)	60.8	(378)	A	[2311-59-3]	
					[87/5]	
C ₁₃ H ₂₆ O ₂	propyl decanoate (369–459)	62.4	(384)	A	[30673-60-0]	
					[87/5]	
C ₁₃ H ₂₆ O ₂	methyl laurate				[111-82-0]	
		71.4	(350)		[02/27]	
		70.7±0.2	(356)		[02/27]	
		76.6±0.4	(298)		[02/27]	
		74.9	(310)		[01/10]	
		76.8	(298)	GC	[97/28]	
		53.3	(498)	GC	[93/9]	
		83.6	(302)	A	[87/5]	
		76.5±0.7	(298)	C,GC	[80/5]	
		77.2±0.6	(298)	C	[77/1]	
C ₁₃ H ₂₆ O ₂	(407–540)	63.6	(422)	A	[87/5][63/16]	
	(336–409)	71.4	(351)	MG,OM	[52/13]	
	(373–439)	62.3	(388)		[44/7]	
					[638-53-9]	
	tridecanoic acid (409–585)	90.1	(424)	A	[87/5]	
C ₁₃ H ₂₆ O ₃		100.4±2.0	(340)	ME, TE	[82/4]	
	decyl lactate (349–556)	76.6	(364)	A	[42175-34-8]	
C ₁₃ H ₂₆ O ₃					[87/5]	
	octyl 3-ethoxypropionate (398–543)	56.9	(413)		A	[87/5]
C ₁₃ H ₂₆ O ₃					[14144-56-0]	
	pentyl 3-pentyloxypropionate (378–498)	62.3	(393)		A	[87/5]

TABLE 6. Enthalpies of vaporization of organic compounds, 1880–2002—Continued

Molecular formula	Compound (Temperature range/K)	$\Delta_{\text{vap}}H_m$ (kJ mol ⁻¹)	Mean temperature (T_m /K)	Method	CAS registry number Reference
C ₁₃ H ₂₇ Br	1-bromotridecane (425–628)	64.6	(440)	A, EST	[765-09-3] [87/5][61/13] [70/14]
C ₁₃ H ₂₇ Cl	1-chlorotridecane (414–611)	63.0	(429)	A, EST	[822-13-9] [87/5][61/13] [70/14]
C ₁₃ H ₂₇ F	1-fluorotridecane (387–558)	58.9	(402)	A, EST	[1536-21-6] [87/5][61/13] [70/14]
C ₁₃ H ₂₇ I	1-iodotridecane (440–655)	66.1	(455)	A, EST	[35599-77-0] [87/5][61/13] [70/14]
C ₁₃ H ₂₇ NO ₂	N-decyl lactamide (413–483)	97.9	(428)	A	[87/5]
C ₁₃ H ₂₇ NO ₂	O-decyl lactamide (413–483)	95.0	(428)	A	[87/5]
C ₁₃ H ₂₈	tridecane	65.3	(309)	C	[629-50-5] [96/22]
		64.9	(314)	C	[96/22]
		64.2	(324)	C	[96/22]
		63.3	(334)	C	[96/22]
		62.4	(344)	C	[96/22]
		62.3	(349)	C	[96/22]
		66.7	(298)		[94/12]
		65.6	(308)	C	[79/2]
		64.6	(318)	C	[79/2]
		61.7	(348)	C	[79/2]
		66.5 ± 0.2	(298)	C	[79/2]
		66.4 ± 0.3	(298)	C	[72/29]
		66.2	(298)		[71/28]
	(417–511)	54.5	(432)	A	[87/5][55/7]
C ₁₃ H ₂₈	2-methyldodecane (373–503)	52.5	(388)	A	[1560-97-0] [87/5]
C ₁₃ H ₂₈	3-methyldodecane (372–504)	51.4	(387)	A	[17312-57-1] [87/5]
C ₁₃ H ₂₈	4-methyldodecane (372–501)	52.0	(387)	A	[6117-97-1] [87/5]
C ₁₃ H ₂₈	5-methyldodecane (368–500)	50.6	(383)	A	[17453-93-9] [87/5]
C ₁₃ H ₂₈	2,3-dimethylundecane (383–500)	53.2	(398)	A	[17312-77-5] [87/5]
C ₁₃ H ₂₈	2,4-dimethylundecane (365–490)	52.1	(380)	A	[17312-80-0] [87/5]
C ₁₃ H ₂₈	2,4,6-trimethyldecane (352–478)	48.7	(367)	A	[87/5]
C ₁₃ H ₂₈	5-ethyl-5-methyldecane (273–307)	61.4 ± 1.1	(290)	HSA	[95/27]
		60.5 ± 1.1	(298)		[95/27]
		61.4 ± 1.8	(298)	CGC	[95/27]
C ₁₃ H ₂₈	5-butylnonane (298–365)	52.6	(313)	A, MG	[17312-63-9] [87/5][55/11]
C ₁₃ H ₂₈ O	pentyl <i>tert</i> -octyl ether	55.9 ± 0.3	(298)		[U/2][02/32]
C ₁₃ H ₂₈ O	1-tridecanol (307–348)	91.1	(327)	GS	[112-70-9] [01/3]
	(307–348)	95.8	(298)	GS	[01/3]
	(313–373)	87.4	(343)		[92/14]
	(431–568)	69.2	(446)	A	[87/5]
C ₁₃ H ₂₈ O	2,2-dimethyl-3- <i>tert</i> -butyl-3-heptanol (379–513)	58.3	(394)		[42930-67-6] [73/26]
C ₁₃ H ₂₈ O	3,3,5,5-tetramethyl-4-ethyl-4-heptanol (393–526)	55.9	(408)		[73/26]
C ₁₃ H ₂₈ O	3,3,6-trimethyl-4-isopropyl-4-heptanol (381–512)	59.1	(396)		[73/26]

TABLE 6. Enthalpies of vaporization of organic compounds, 1880–2002—Continued

Molecular formula	Compound (Temperature range/K)	$\Delta_{\text{vap}}H_m$ (kJ mol ⁻¹)	Mean temperature (T_m /K)	Method	CAS registry number Reference
C ₁₃ H ₂₈ O	3,3,6-trimethyl-4-propyl-4-heptanol (383–513)	60.1	(398)		[73/26]
C ₁₃ H ₂₈ O	2,2,5-trimethyl-3- <i>tert</i> -butyl-3-hexanol (377–513)	57.6	(392)		[32579-70-7] [73/26]
C ₁₃ H ₂₈ O ₄	tripropylene glycol, monobutyl ether (374–543)	67.1	(389)	A	[57499-93-1] [87/5][47/5]
C ₁₃ H ₂₈ S	1-tridecanethiol (433–598)	64.7	(448)		[19484-26-5] [99/16]
C ₁₃ H ₂₉ N	tridecylamine (458–562)	60.1	(473)	A, EST	[2869-34-3] [87/5][56/17]
C ₁₄ H ₈ Cl ₄	<i>p,p'</i> -DDE (343–453)	87.2	(398)	GC	[72-55-9] [90/2]
C ₁₄ H ₈ O ₂	9,10-anthraquinone (559–660)	64.3	(574)	A	[84-65-1] [87/5]
C ₁₄ H ₈ O ₄	1,4-dihydroxy-9,10-anthraquinone (469–633)	74.0	(484)	A	[81-64-1] [87/5][47/5]
C ₁₄ H ₉ Cl ₅	1,1,1-trichloro-2,2- <i>bis</i> (4-chlorophenyl)ethane (<i>p,p'</i> DDT) (343–453)	106.1 ± 1.3 93.2	(398) (398)	GS GC	[50-29-3] [01/1] [90/2]
C ₁₄ H ₉ Cl ₅	1,1,1-trichloro-2-(4-chlorophenyl)-2-(2-chlorophenyl)ethane (<i>p,o'</i> DDT) (343–453)	88.6	(398)	GC	[789-02-6] [90/2]
C ₁₄ H ₉ Cl ₅	DDT (313–363)	83.7	(338)		[49/3]
C ₁₄ H ₁₀	anthracene (323–473)	72.4	(398)	GC	[120-12-7] [02/18]
		79.1	(298)	CGC	[01/1]
		79.8	(298)	CGC	[98/11]
	(453–503)	79.6	(298)	CGC	[95/21]
	(343–453)	69.7	(398)	GC	[90/2]
	(504–615)	58.6	(519)	A	[87/5]
	(500–616)	59.2	(558)	I	[23/1]
	(500–616)	60.3	(515)	I	[23/1][84/9]
	(496–614)	59.6	(555)	I	[22/1]
	(496–614)	60.7	(511)	I	[22/1][84/9]
C ₁₄ H ₁₀	phenanthrene (323–473)	72.2	(398)	GC	[85-01-8] [02/18]
		78.7	(298)	CGC	[98/11]
	(403–453)	78.5	(298)	CGC	[95/21]
	(343–453)	71.2	(398)	GC	[90/2]
	(391–613)	58.2	(406)	A	[87/5]
	(373–423)	69.6	(388)	A	[87/5][75/11]
		71.2	(372)		[77/22]
	(476–620)	57.2	(548)	I	[23/1]
	(476–620)	61.2	(491)	I	[23/1][84/9]
	(505–614)	59.3	(560)	I	[22/1]
	(505–614)	61.2	(520)	I	[22/1][84/9]
C ₁₄ H ₁₀	diphenylacetylene (439–517)	63.8 ± 0.2	(440)	EB	[501-65-5] [02/17]
	(439–517)	60.9 ± 0.2	(480)	EB	[02/17]
	(439–517)	58.1 ± 0.3	(520)	EB	[02/17]
C ₁₄ H ₁₀ Cl ₄	1,1-dichloro-2,2- <i>bis</i> (4-chlorophenyl)ethane <i>p,p'</i> -DDD (343–453)	88.5	(398)	GC	[72-54-8] [90/2]
C ₁₄ H ₁₀ Cl ₄	(2,2',4,6'-tetrachloro-5-methyldiphenyl)methane 98.6		(298)	GC	[121107-48-0] [96/24]
C ₁₄ H ₁₀ Cl ₄	(2,2',4,5'-tetrachloro-5-methyldiphenyl)methane 101.0		(298)	GC	[121107-46-8] [96/24]
C ₁₄ H ₁₀ Cl ₄	(2,2',5,5'-tetrachloro-4-methyldiphenyl)methane 101.2		(298)	GC	[121107-54-8] [96/24]
C ₁₄ H ₁₀ Cl ₄	(2,2',4,4'-tetrachloro-5-methyldiphenyl)methane 101.3		(298)	GC	[121107-44-6] [96/24]
C ₁₄ H ₁₀ Cl ₄	(2,2',4,6'-tetrachloro-3-methyldiphenyl)methane 100.1		(298)	GC	[121107-47-9] [96/24]
C ₁₄ H ₁₀ Cl ₄	(2',3,4,6'-tetrachloro-6-methyldiphenyl)methane 101.1		(298)	GC	[121107-83-5] [96/24]

TABLE 6. Enthalpies of vaporization of organic compounds, 1880–2002—Continued

Molecular formula	Compound (Temperature range/K)	$\Delta_{\text{vap}}H_m$ (kJ mol ⁻¹)	Mean temperature (T_m /K)	Method	CAS registry number Reference
C ₁₄ H ₁₀ Cl ₄	(2,2',4,4'-tetrachloro-3-methyldiphenyl)methane	101.8	(298)	GC	[121107-43-5] [96/24]
C ₁₄ H ₁₀ Cl ₄	(2,3',4,4'-tetrachloro-5-methyldiphenyl)methane	103.8	(298)	GC	[121107-65-1] [96/24]
C ₁₄ H ₁₀ Cl ₄	(2',3,4,4'-tetrachloro-6-methyldiphenyl)methane	103.0	(298)	GC	[121107-77-5] [96/24]
C ₁₄ H ₁₀ O ₂	benzil (401–620)	69.2	(416)	A	[134-81-6] [87/5][47/5]
C ₁₄ H ₁₀ O ₃	benzoic acid anhydride (416–633)	69.1	(431)	A	[93-97-0] [87/5][47/5]
C ₁₄ H ₁₁ F ₃	1,1,1-trifluoro-2,2-diphenylethane (286–328)	69.1 ± 0.9	(298)	GS	[384-94-1] [97/14]
C ₁₄ H ₁₂	1-methylfluorene (323–473)	71.1	(398)	GC	[1730-37-6] [02/18]
C ₁₄ H ₁₂	9-methylfluorene (318–358)	66.5	(298)	B	[2523-37-7] [94/4]
C ₁₄ H ₁₂	9,10-dihydrophenanthene (417–453)	64.0	(432)	A	[776-35-2] [87/5]
	(353–418)	72.3 ± 0.6	(340)		[79/5]
	(353–418)	76.6 ± 0.1	(298)		[79/5]
C ₁₄ H ₁₂	1,1-diphenylethylene (360–550)	59.3	(375)	A	[530-48-3] [87/5][47/5]
C ₁₄ H ₁₂	<i>cis</i> 1,2-diphenylethylene (<i>cis</i> stilbene) (373–428)	66.5	(388)	A	[645-49-8] [87/5]
C ₁₄ H ₁₂	<i>trans</i> 1,2-diphenylethylene (<i>trans</i> stilbene) (453–503)	79.7	(298)	CGC	[103-30-0] [98/11]
	(403–453)	79.8	(298)	CGC	[95/21]
	(419–580)	79.6	(298)	CGC	[95/21]
		65.5	(434)	A	[87/5]
C ₁₄ H ₁₂ O	benzyl phenyl ketone (396–594)	68.1	(411)	A	[451-40-1] [87/5][47/5]
C ₁₄ H ₁₂ O	2-methylbenzophenone (435–580)	65.1	(450)	A	[131-58-8] [87/5]
C ₁₄ H ₁₂ O	3-methylbenzophenone (445–585)	68.4	(460)	A	[643-65-2] [87/5]
C ₁₄ H ₁₂ O	4-methylbenzophenone (450–492)	72.0	(465)	A	[134-84-9] [87/5]
C ₁₄ H ₁₂ O ₂	(<i>dl</i>) benzooin (408–616)	69.0	(423)	A	[579-44-2] [87/5][47/5]
C ₁₄ H ₁₂ O ₂	benzyl benzoate (497–602)	59.7	(512)	A, EB	[120-51-4] [87/5][76/13]
	(297–353)	77.7	(312)	A, ME	[87/5][57/9]
C ₁₄ H ₁₂ O ₃	benzyl salicylate (295–334)	78.7	(310)	A, ME	[118-58-1] [87/5][55/8]
C ₁₄ H ₁₂ O ₃	2-hydroxy-4-methoxybenzophenone (337–413)	74.7	(352)	A, UV	[131-57-7] [87/5][60/2]
C ₁₄ H ₁₂ O ₄	2,2'-dihydroxy-4-methoxybenzophenone (342–481)	75.6	(357)	A, UV	[131-53-3] [87/5][60/2]
C ₁₄ H ₁₃ N	N-benzylbenzaldehyde-imine (309–340)	83.4 ± 1.2	(324)	GS	[97/9]
	(309–340)	85.0 ± 1.2	(298)	GS	[97/9]
C ₁₄ H ₁₄	(4-methylphenyl)phenylmethane (293–333)	68.6 ± 0.3	(313)	GS	[99/8]
	(293–333)	69.5 ± 0.3	(298)	GS	[99/8]
C ₁₄ H ₁₄	3,3'-dimethylbiphenyl (288–308)	71.9	(298)	A	[612-75-9] [87/5]
C ₁₄ H ₁₄	1,1-diphenylethane (293–328)	68.2 ± 0.6	(313)	GS	[612-00-0] [99/8]
	(293–328)	68.9 ± 0.6	(298)	GS	[99/8]
	(348–405)	62.4	(363)	A	[87/5]
C ₁₄ H ₁₄	1,2-diphenylethane (323–473)	67.4	(398)	GC	[103-29-7] [02/18]
		66.2 ± 0.2	(340)		[88/16]
	(333–413)	64.1	(373)		[89/14]

TABLE 6. Enthalpies of vaporization of organic compounds, 1880–2002—Continued

Molecular formula	Compound (Temperature range/K)	$\Delta_{\text{vap}}H_m$ (kJ mol ⁻¹)	Mean temperature (T_m /K)	Method	CAS registry number Reference
C ₁₄ H ₁₄ N ₂ O ₃	(359–557)	57.0	(374)	A	[87/5][47/5]
	4,4'-dimethoxyazoxybenzene				[1562-94-3]
C ₁₄ H ₁₄ O	(395–418)	73.7	(406)	A	[87/5]
	dibenzyl ether				[103-50-4]
C ₁₄ H ₁₄ O	(275–417)	45.6	(290)	A	[87/5]
	(413–461)	59.4	(428)	A	[87/5]
C ₁₄ H ₁₄ O	isopropyl 2-naphthyl ketone				[59502-28-2]
	(406–586)	75.9	(421)	A	[87/5][47/5]
C ₁₄ H ₁₄ O	2-(1-phenylethyl)phenol				[52857-29-1]
	(443–521)	82.8	(458)	A	[87/5]
C ₁₄ H ₁₄ O	(442–523)	72.8	(482)		[39/4]
	4-(1-phenylethyl)phenol				[1988-89-2]
C ₁₄ H ₁₄ O ₂	(447–517)	90.8	(462)	A	[87/5]
	(447–523)	75.4	(485)		[39/4]
C ₁₄ H ₁₄ O ₂	2-(2-biphenyloxy)ethanol				[7501-02-2]
	(410–608)	71.9	(425)	A	[87/5]
C ₁₄ H ₁₅ N	dibenzylamine				[103-49-1]
	(391–573)	70.5	(406)	A	[87/5][47/5]
C ₁₄ H ₁₅ N	N,N-diphenyl-N-ethylamine				[606-99-5]
	(371–559)	63.2	(386)	A	[87/5][47/5]
C ₁₄ H ₁₆ N ₂ O ₂	1,3-bis(1-isocyanato-1-methylethyl)benzene				
	(298–426)	65.2	(361)	HSA, T, DTA	[86/3]
C ₁₄ H ₁₆ N ₂ O ₂	1,4-bis(1-isocyanato-1-methylethyl)benzene				
	(373–428)	74.0	(400)	HSA, T, DTA	[86/3]
C ₁₄ H ₁₇ Cl ₃ O ₃	hexyl 2,4,5-trichlorophenoxyacetate				[2630-13-9]
	(460–573)	85.3	(475)	A	[87/5]
C ₁₄ H ₁₈	1,2,3,4,5,6,7,8-octahydroanthracene				[1079-71-6]
	(437–498)	45.6	(452)	A	[87/5]
C ₁₄ H ₁₈	(348–433)	NA		IPM	[82/16]
	1,2,3,4,5,6,7,8-octahydrophenanthrene				[5325-97-3]
C ₁₄ H ₁₈	(402–570)	55.8	(417)	A	[87/5]
	hexyl 2,4-dichlorophenoxyacetate				[1917-95-9]
C ₁₄ H ₁₈ Cl ₂ O ₃	(444–573)	81.3	(459)	A	[87/5]
	isohexyl 2,4-dichlorophenoxyacetate				
C ₁₄ H ₁₈ Cl ₂ O ₃	(460–573)	69.1	(475)	A	[87/5][99/16]
	α -pentylcinnamaldehyde				[122-40-7]
C ₁₄ H ₁₈ O	(282–333)	75.3	(297)	A, ME	[87/5][55/8]
	dipropyl phthalate				[131-16-8]
C ₁₄ H ₁₈ O ₄	(403–578)	73.2	(418)	A	[87/5]
	diisopropyl phthalate				
C ₁₄ H ₁₉ NO	(403–578)	74.8	(430)	BG	[88/17]
	hexahydro-1-(phenylacetyl)-1 <i>H</i> -azepine				[18494-61-6]
C ₁₄ H ₂₀	(370–418)	53.9	(385)	A	[87/5][69/1]
	(371–420)	49.4	(396)		[69/1]
C ₁₄ H ₂₀	1-cyclohexyl-1-phenylethane				[4413-16-5]
	(359–400)	70.8	(374)	A, MG	[87/5][55/11]
C ₁₄ H ₂₀	1-cyclohexyl-2-phenylethane				[1603-61-8]
	(372–406)	60.7	(387)	A, MG	[87/5][55/11]
C ₁₄ H ₂₀	1-cyclopentyl-3-phenylpropane				[2883-12-7]
	(373–540)	61.3	(388)	A, MG	[87/5][55/11]
C ₁₄ H ₂₀ Cl ₂	1,2-dichloro-3,4,5,6-tetraethylbenzene				
	(378–575)	66.2	(393)		[87/5][47/5]
C ₁₄ H ₂₀ Cl ₂					[70/14]
	1,4-dichloro-2,3,5,6-tetraethylbenzene				
C ₁₄ H ₂₀ O	(364–570)	60.8	(379)		[87/5][47/5]
					[70/14]
C ₁₄ H ₂₀ O	(1-cyclohexyloxyethyl)benzene				[61812-55-3]
	(286–338)	69.8 ± 0.5	(298)	GS	[02/29][02/38]
C ₁₄ H ₂₀ O ₃	2-(4- <i>tert</i> -butylphenoxy)ethyl acetate				
	(391–578)	78.8	(406)	A	[87/5][47/5]
C ₁₄ H ₂₀ O ₅	benzo-15-crown-5				[14098-44-3]
		98.9 ± 1.3	(298)	CGC	[00/9]
C ₁₄ H ₂₁ F ₃ N ₂ O ₄	proline, 1-[N-(trifluoroacetyl)-(l)-leucyl]methyl ester				
	(366–453)	105.8	(381)	A	[87/5]

TABLE 6. Enthalpies of vaporization of organic compounds, 1880–2002—Continued

Molecular formula	Compound (Temperature range/K)	$\Delta_{\text{vap}}H_m$ (kJ mol ⁻¹)	Mean temperature (T_m /K)	Method	CAS registry number Reference
C ₁₄ H ₂₂	1,4-di- <i>tert</i> -butylbenzene (387–559)	63.0±0.6	(298)	EB	[1012-72-2] [97/8]
C ₁₄ H ₂₂	1,3-di- <i>tert</i> -butylbenzene (288–333)	58.9±0.5 59.6±0.5	(310) (298)	GS	[1014-60-4] [98/19] [98/19]
C ₁₄ H ₂₂	(346–374) octylbenzene (293–462)	58.0 67.4	(360) (308)	A	[87/5] [2189-60-8] [93/10]
C ₁₄ H ₂₂	(368–400) (316–399)	63.1 66.2	(383) (336)	A GS	[87/5] [86/6]
C ₁₄ H ₂₂	2-phenyloctane (361–392)	61.6 70.0	(376) (298)	A	[777-22-0] [87/5] [71/28]
C ₁₄ H ₂₂	1,2,3,4-tetraethylbenzene (423–525)	62.6	(438)	A	[642-32-0] [87/5]
C ₁₄ H ₂₂	1,2,3,5-tetraethylbenzene (413–521)	64.8	(428)	A	[38842-05-6] [87/5]
C ₁₄ H ₂₂	1,2,4,5-tetraethylbenzene (338–521)	54.5	(353)	A	[635-81-4] [87/5]
C ₁₄ H ₂₂ O	2,4-di- <i>tert</i> -butylphenol (333–368)	69.2±0.5 72.4±0.5	(350) (298)	GS	[96-76-4] [99/18] [99/18]
C ₁₄ H ₂₂ O	(403–537) 2,6-di- <i>tert</i> -butylphenol (313–368)	60.1 63.5±0.2 66.0±0.2	(418) (341) (298)	A GS	[87/5] [128-39-2] [99/19] [99/19]
C ₁₄ H ₂₂ O	(386–530) 4-(1,1-diethylbutyl)phenol (404–549)	60.4 69.5	(401) (419)	A A	[87/5] [63264-81-3] [87/5]
C ₁₄ H ₂₂ O	2,4-diisobutylphenol (448–598)	65.0	(463)	A	[87/5]
C ₁₄ H ₂₂ O	4-[(1,2-dimethyl-1-ethyl)butyl]phenol (415–578)	64.7	(430)	A	[59048-99-6] [87/5]
C ₁₄ H ₂₂ O	4-[(1,3-dimethyl-1-ethyl)butyl]phenol (409–571)	60.9	(424)	A	[87/5]
C ₁₄ H ₂₂ O	4-[(2,2-dimethyl-1-ethyl)butyl]phenol (413–553)	67.0	(428)	A	[87/5]
C ₁₄ H ₂₂ O	β -irone (288–333)	72.1	(303)	A	[79-70-9] [87/5]
C ₁₄ H ₂₂ O	α -isomethylionone (288–333)	69.5	(303)	A	[127-51-5] [87/5]
C ₁₄ H ₂₂ O	4-[(1-methyl-1-ethyl)pentyl]phenol (413–578)	62.8	(428)	A	[1988-35-8] [87/5]
C ₁₄ H ₂₂ O	α -methylionone (288–333)	70.1	(303)	A	[127-42-4] [87/5]
C ₁₄ H ₂₂ O	β -methylionone (288–333)	70.3	(303)	A	[127-43-5] [87/5]
C ₁₄ H ₂₂ O	4-(1,1,3,3-tetramethylbutyl)phenol (309–350)	68.8±0.3 70.7±0.3	(329) (298)	GS	[140-66-9] [99/18] [99/18]
C ₁₄ H ₂₂ O	(381–563)	72.4	(396)	A	[87/5][59/1] [84/9]
C ₁₄ H ₂₂ O ₁₁	diethylenel glycol, O,O-dicarboxylic acid, di[1-(methoxycarbonyl)-ethyl] ester (403–493)	98.2	(418)	A	[87/5]
C ₁₄ H ₂₃ N	N,N-dimethyl-2,3-dimethyl-3-phenyl-2-butanamine (280–335)	65.8±1.3	(308)	GS	[98/1]
C ₁₄ H ₂₄	(280–335) perhydrophenanthrene (455–551)	66.4±1.3 55.7	(298) (470)	GS EB	[98/1] [5743-97-5] [00/16]
C ₁₄ H ₂₄ N ₂	N,N'-di- <i>sec</i> -butyl-1,4-phenylenediamine (370–507)	70.3	(385)	A	[101-96-2] [87/5]
C ₁₄ H ₂₄ O	2,2,5,9-tetramethyl-4,8-decanedienal (353–416)	66.4	(368)	A	[53131-20-7] [87/5]
C ₁₄ H ₂₄ O	borneol butyrate				

TABLE 6. Enthalpies of vaporization of organic compounds, 1880–2002—Continued

Molecular formula	Compound (Temperature range/K)	$\Delta_{\text{vap}}H_m$ (kJ mol ⁻¹)	Mean temperature (T_m /K)	Method	CAS registry number Reference
C ₁₄ H ₂₄ O	(347–520) <i>(dl)</i> borneol isobutyrate	59.6	(362)	A	[87/5][47/5] [24717-86-0]
C ₁₄ H ₂₄ O	(343–516) geraniol butyrate	58.8	(358)	A	[87/5][47/5]
C ₁₄ H ₂₄ O	(369–531) geraniol isobutyrate	68.6	(384)	A	[87/5][47/5]
C ₁₄ H ₂₄ O ₆	(363–524) 1,1,1- <i>tris</i> (ethoxycarbonyl)pentane	67.8	(378)	A	[87/5][47/5]
C ₁₄ H ₂₆	(298–343) 1-cyclohexyl-3-cyclopentylpropane	81.4 ± 0.4		GS	[95/8] [2883-07-0]
C ₁₄ H ₂₆	(371–403) 1,1-dicyclohexylethane	64.5	(386)	A	[87/5] [2319-61-1]
C ₁₄ H ₂₆	(370–402) 1,2-dicyclohexylethane	62.1	(385)	A	[87/5] [3321-50-4]
C ₁₄ H ₂₆ O	(371–402) <i>cis</i> 2,2,5,9-tetramethyl-4,8-decadiene-1-ol	65.4	(386)	A	[87/5] [53965-17-6]
C ₁₄ H ₂₆ O	(363–393) <i>trans</i> 2,2,5,9-tetramethyl-4,8-decadiene-1-ol	94.0	(378)	A	[87/5] [53965-18-7]
C ₁₄ H ₂₆ O	(363–393) (<i>Z</i>) 2-tetradecenal	86.3	(378)	A	[87/5] [142628-55-5]
C ₁₄ H ₂₆ O	(353–393) (<i>E</i>) 2-tetradecenal	82.5	(298)	CGC	[96/7][00/10] [51534-36-2]
C ₁₄ H ₂₆ O	(353–393) (<i>Z</i>) 3-tetradecenal	82.6	(298)	CGC	[96/7][00/10] [174155-51-2]
C ₁₄ H ₂₆ O	(353–393) (<i>E</i>) 3-tetradecenal	79.4	(298)	CGC	[96/7][00/10] [174155-50-1]
C ₁₄ H ₂₆ O	(353–393) (<i>Z</i>) 4-tetradecenal	80.1	(298)	CGC	[96/7][00/10] [115018-49-0]
C ₁₄ H ₂₆ O	(353–393) (<i>E</i>) 4-tetradecenal	79.2	(298)	CGC	[96/7][00/10] [115018-39-8]
C ₁₄ H ₂₆ O	(353–393) (<i>Z</i>) 5-tetradecenal	79.9	(298)	CGC	[96/7][00/10] [63851-42-3]
C ₁₄ H ₂₆ O	(353–393) (<i>E</i>) 5-tetradecenal	78.4	(298)	CGC	[96/7][00/10] [174155-52-3]
C ₁₄ H ₂₆ O	(353–393) (<i>Z</i>) 6-tetradecenal	79.1	(298)	CGC	[96/7][00/10] [174155-53-4]
C ₁₄ H ₂₆ O	(353–393) (<i>E</i>) 6-tetradecenal	78.5	(298)	CGC	[96/7][00/10] [174155-54-5]
C ₁₄ H ₂₆ O	(353–393) (<i>Z</i>) 7-tetradecenal	79.3	(298)	CGC	[96/7][00/10] [65128-96-3]
C ₁₄ H ₂₆ O	(353–393) (<i>E</i>) 7-tetradecenal	78.7	(298)	CGC	[96/7][00/10] [37011-96-4]
C ₁₄ H ₂₆ O	(353–393) (<i>Z</i>) 8-tetradecenal	79.2	(298)	CGC	[96/7][00/10] [169054-69-7]
C ₁₄ H ₂₆ O	(353–393) (<i>E</i>) 8-tetradecenal	78.8	(298)	CGC	[96/7][00/10] [174155-55-6]
C ₁₄ H ₂₆ O	(353–393) (<i>Z</i>) 9-tetradecenal	79.3	(298)	CGC	[96/7][00/10] [53939-27-8]
C ₁₄ H ₂₆ O	(353–393) (<i>E</i>) 9-tetradecenal	79.1	(298)	CGC	[96/7][00/10] [71377-13-4]
C ₁₄ H ₂₆ O	(353–393) (<i>Z</i>) 10-tetradecenal	79.5	(298)	CGC	[96/7][00/10] [144525-16-6]
C ₁₄ H ₂₆ O	(353–393) (<i>E</i>) 10-tetradecenal	79.6	(298)	CGC	[96/7][00/10] [148238-39-5]
C ₁₄ H ₂₆ O	(353–393) (<i>Z</i>) 11-tetradecenal	79.8	(298)	CGC	[96/7][00/10] [35237-64-0]
C ₁₄ H ₂₆ O	(353–393) (<i>E</i>) 11-tetradecenal	80.3	(298)	CGC	[96/7][00/10] [35746-21-5]
C ₁₄ H ₂₆ O	(353–393) (<i>Z</i>) 12-tetradecenal	80.5	(298)	CGC	[96/7][00/10] [174155-56-7]
C ₁₄ H ₂₆ O	(353–393) (<i>E</i>) 12-tetradecenal	80.8	(298)	CGC	[96/7][00/10] [124499-92-9]
C ₁₄ H ₂₆ O	(353–393) 2-(1,2-dimethylpropyl)-5,6-dimethylheptenal	80.8	(298)	CGC	[96/7][00/10]

TABLE 6. Enthalpies of vaporization of organic compounds, 1880–2002—Continued

Molecular formula	Compound (Temperature range/K)	$\Delta_{\text{vap}}H_m$ (kJ mol ⁻¹)	Mean temperature (T_m /K)	Method	CAS registry number Reference
C ₁₄ H ₂₆ O	(385–535) 2-pentyl-2-nonenal	60.0	(400)	EB	[87/3] [3021-89-4]
C ₁₄ H ₂₆ O ₂	(385–553) decyl methacrylate	65.0	(409)	EB	[87/3] [3179-47-3]
C ₁₄ H ₂₆ O ₂	(350–541) (Z) 2-dodecenyl acetate	62.7	(365)	A	[87/5] [84801-15-0]
C ₁₄ H ₂₆ O ₂	(333–378) (E) 2-dodecenyl acetate	79.7	(298)	GC	[97/13][00/10] [84801-16-1]
C ₁₄ H ₂₆ O ₂	(333–378) (Z) 3-dodecenyl acetate	81.0	(298)	GC	[97/13][00/10] [38363-24-5]
C ₁₄ H ₂₆ O ₂	(333–378) (E) 3-dodecenyl acetate	79.3	(298)	GC	[97/13][00/10] [56218-63-4]
C ₁₄ H ₂₆ O ₂	(333–378) (Z) 4-dodecenyl acetate	79.8	(298)	GC	[97/13][00/10] [38363-25-6]
C ₁₄ H ₂₆ O ₂	(333–378) (E) 4-dodecenyl acetate	78.6	(298)	GC	[97/13][00/10] [38363-26-7]
C ₁₄ H ₂₆ O ₂	(333–378) (Z) 5-dodecenyl acetate	79.8	(298)	GC	[97/13][00/10] [16676-96-3]
C ₁₄ H ₂₆ O ₂	(333–378) (E) 5-dodecenyl acetate	79.2	(298)	GC	[97/13][00/10] [16676-97-4]
C ₁₄ H ₂₆ O ₂	(333–378) (Z) 6-dodecenyl acetate	80.0	(298)	GC	[97/13][00/10] [16974-12-2]
C ₁₄ H ₂₆ O ₂	(333–378) (E) 6-dodecenyl acetate	79.3	(298)	GC	[97/13][00/10] [29868-16-4]
C ₁₄ H ₂₆ O ₂	(333–378) (Z) 7-dodecenyl acetate	80.0	(298)	GC	[97/13][00/10] [14959-86-5]
C ₁₄ H ₂₆ O ₂	(303–317) (E) 7-dodecenyl acetate	79.8	(298)	GC	[97/13][00/10] [83/10] [16695-41-3]
C ₁₄ H ₂₆ O ₂	(333–378) (Z) 8-dodecenyl acetate	80.2	(298)	GC	[97/13][00/10] [28079-04-1]
C ₁₄ H ₂₆ O ₂	(333–378) (E) 8-dodecenyl acetate	80.2	(298)	GC	[97/13][00/10] [38363-29-0]
C ₁₄ H ₂₆ O ₂	(333–378) (Z) 9-dodecenyl acetate	80.5	(298)	GC	[97/13][00/10] [16974-11-1]
C ₁₄ H ₂₆ O ₂	(333–378) (E) 9-dodecenyl acetate	80.7	(298)	GC	[97/13][00/10] [35148-19-7]
C ₁₄ H ₂₆ O ₂	(333–378) (Z) 10-dodecenyl acetate	81.0	(298)	GC	[97/13][00/10] [35148-20-0]
C ₁₄ H ₂₆ O ₂	(333–378) (E) 10-dodecenyl acetate	81.4	(298)	GC	[97/13][00/10] [35153-09-4]
C ₁₄ H ₂₆ O ₃	(333–378) 1,7-dioxo-8-cyclohexadecanone	81.5	(298)	GC	[97/13][00/10] [5963-13-3]
C ₁₄ H ₂₆ O ₃	(403–453) 3-heptyl-4-acetoxytetrahydro-2H-pyran	73.3	(418)	A	[87/5] [23144-23-2]
C ₁₄ H ₂₆ O ₃	(383–453) nonyl levulinate	74.4	(398)	A	[87/5]
C ₁₄ H ₂₆ O ₃	(423–571)	69.4	(438)	A	[87/5]
C ₁₄ H ₂₆ O ₄	(435–563) dibutyl adipate	68.4	(516)	A	[33/6] [105-99-7]
C ₁₄ H ₂₆ O ₄	(388–526) diethyl isopentylmalonate	68.7	(450)	A	[87/5]
C ₁₄ H ₂₆ O ₄	(394–427) 2-methylheptane-5,5-dicarboxylic acid, diethyl ester	75.3	(403)	A	[87/5]
C ₁₄ H ₂₆ O ₄	(398–579) diethyl decanedioate	70.1	(409)	A	[87/5] [110-40-7]
C ₁₄ H ₂₆ O ₅	(413–513) ethyl[1-(1-octyloxycarbonyl)ethyl]carbonate	74.1	(413)	A	[87/5][47/5]
C ₁₄ H ₂₆ O ₅	(357–501) hexyl[1-(1-butoxycarbonyl)ethyl]carbonate	74.0	(428)	A	[87/5]
C ₁₄ H ₂₇ N	(391–580) myristonitrile	72.1	(372)	A	[87/5] [629-63-0]
		85.3±0.5	(298)	C	[77/5]

TABLE 6. Enthalpies of vaporization of organic compounds, 1880–2002—Continued

Molecular formula	Compound (Temperature range/K)	$\Delta_{\text{vap}}H_m$ (kJ mol ⁻¹)	Mean temperature (T_m /K)	Method	CAS registry number Reference
C ₁₄ H ₂₈	cyclotetradecane	62.3 ± 0.2	(343)		[295-17-0] [92/4]
		65.3 ± 0.2	(298)		[92/4]
C ₁₄ H ₂₈	3- <i>tert</i> -butyl-1-methyl-4-isopropylcyclohexane (329–505)	53.8	(344)	A	[87/5]
C ₁₄ H ₂₈	(1-methylheptyl)cyclohexane (364–397)	60.4	(379)	A	[87/5]
C ₁₄ H ₂₈	octylcyclohexane (367–399)	62.7	(382)	A	[1795-15-9] [87/5]
		69.8	(298)		[71/28]
C ₁₄ H ₂₈	nonylcyclopentane	70.7	(298)		[2882-98-6] [71/28]
C ₁₄ H ₂₈	1-tetradecene (430–527)	70.2	(298)	A	[1120-36-1] [71/28]
		56.5	(445)		[87/5][55/7]
C ₁₄ H ₂₈	2,2,3,5,5,6,6-heptamethyl-3-heptene (303–355)	51.2	(318)	A, MG	[87/5][55/11]
C ₁₄ H ₂₈ N ₂ O ₂	tetrapropylloxamide	67	(489)	TGA, DSC	[02/36]
C ₁₄ H ₂₈ O	1-octylcyclohexanol (373–403)	105.6	(388)	A	[5770-04-7] [87/5]
C ₁₄ H ₂₈ O	(Z) 2-tetradecen-1-ol (353–393)	101.1	(298)	CGC	[75039-85-9] [00/10][94/13]
C ₁₄ H ₂₈ O	(E) 2-tetradecen-1-ol (353–393)	101.5	(298)	CGC	[75039-86-0] [00/10][94/13]
C ₁₄ H ₂₈ O	(Z) 3-tetradecen-1-ol (353–393)	99.8	(298)	CGC	[68892-27-3] [00/10][94/13]
C ₁₄ H ₂₈ O	(E) 3-tetradecen-1-ol (353–393)	99.7	(298)	CGC	[68900-86-7] [00/10][94/13]
C ₁₄ H ₂₈ O	(Z) 4-tetradecen-1-ol (353–393)	100.0	(298)	CGC	[40642-41-9] [00/10][94/13]
C ₁₄ H ₂₈ O	(E) 4-tetradecen-1-ol (353–393)	100.7	(298)	CGC	[59101-24-5] [00/10][94/13]
C ₁₄ H ₂₈ O	(Z) 5-tetradecen-1-ol (353–393)	100.3	(298)	CGC	[40642-42-0] [00/10][94/13]
C ₁₄ H ₂₈ O	(E) 5-tetradecen-1-ol (353–393)	100.8	(298)	CGC	[62936-14-5] [00/10][94/13]
C ₁₄ H ₂₈ O	(Z) 6-tetradecen-1-ol (353–393)	100.0	(298)	CGC	[68760-63-4] [00/10][94/13]
C ₁₄ H ₂₈ O	(E) 6-tetradecen-1-ol (353–393)	100.5	(298)	CGC	[68760-62-3] [00/10][94/13]
C ₁₄ H ₂₈ O	(Z) 7-tetradecen-1-ol (353–393)	99.9	(298)	CGC	[40642-43-1] [00/10][94/13]
C ₁₄ H ₂₈ O	(E) 7-tetradecen-1-ol (353–393)	100.5	(298)	CGC	[37011-95-3] [00/10][94/13]
C ₁₄ H ₂₈ O	(Z) 8-tetradecen-1-ol (353–393)	100.3	(298)	CGC	[64470-32-2] [00/10][94/13]
C ₁₄ H ₂₈ O	(E) 8-tetradecen-1-ol (353–393)	101.4	(298)	CGC	[64437-34-9] [00/10][94/13]
C ₁₄ H ₂₈ O	(Z) 9-tetradecen-1-ol (353–393)	100.6	(298)	CGC	[35153-15-2] [00/10][94/13]
C ₁₄ H ₂₈ O	(E) 9-tetradecen-1-ol (353–393)	101.0	(298)	CGC	[52957-16-1] [00/10][94/13]
C ₁₄ H ₂₈ O	(Z) 10-tetradecen-1-ol (353–393)	101.1	(298)	CGC	[57393-02-9] [00/10][94/13]
C ₁₄ H ₂₈ O	(E) 10-tetradecen-1-ol (353–393)	101.5	(298)	CGC	[64437-35-0] [00/10][94/13]
C ₁₄ H ₂₈ O	(Z) 11-tetradecen-1-ol (353–393)	101.7	(298)	CGC	[34010-15-6] [00/10][94/13]
C ₁₄ H ₂₈ O	(E) 11-tetradecen-1-ol (353–393)	101.8	(298)	CGC	[35153-18-5] [00/10][94/13]
C ₁₄ H ₂₈ O	(Z) 12-tetradecen-1-ol (353–393)	102.5	(298)	CGC	[70711-48-7] [00/10][94/13]
C ₁₄ H ₂₈ O	(E) 12-tetradecen-1-ol				[70711-49-8]

TABLE 6. Enthalpies of vaporization of organic compounds, 1880–2002—Continued

Molecular formula	Compound (Temperature range/K)	$\Delta_{\text{vap}}H_m$ (kJ mol ⁻¹)	Mean temperature (T_m /K)	Method	CAS registry number Reference
C ₁₄ H ₂₈ O	(353–393) 2-tetradecanone	102.5	(298)	CGC	[00/10][94/13] [2345-27-9]
	(411–560)	65.6	(426)	A	[87/5]
	(549–643)	55.6	(564)	A	[87/5]
	(412–643)	51.6	(556)		[75/8]
C ₁₄ H ₂₈ O	(372–551) 7-tetradecanone	64.4	(387)	A	[87/5][47/5] [6137-34-4]
	(438–462)	66.9	(450)	A, ME	[87/5][38/8]
C ₁₄ H ₂₈ O	tetradecanal				[124-25-4]
	(343–383)	80.2	(298)	CGC	[96/7][00/10]
C ₁₄ H ₂₈ O ₂	(372–571) dodecyl acetate	63.4	(387)	A	[87/5][47/5] [112-66-3]
	(333–378)	81.8	(298)	GC	[97/13][00/10]
C ₁₄ H ₂₈ O ₂	(398–540) ethyl dodecanoate	70.5	(413)	A	[87/5] [106-33-2]
	(423–483)	80.0	(298)	GC	[97/28]
C ₁₄ H ₂₈ O ₂	(386–435) methyl tridecanoate	67.2	(401)	A	[87/5] [1731-88-0]
		74.0	(350)		[02/27]
		72.3±0.1	(368)		[02/27]
		80.0±0.5	(298)		[02/27]
		81.3±0.7	(298)	GC, C	[80/5]
C ₁₄ H ₂₈ O ₂	(377–504) tetradecanoic acid	82.7±0.8	(298)	C	[77/1]
		72.6	(392)	A, EST	[87/5][63/16] [544-63-8]
	(383–459)	100.4	(398)	A	[87/5]
	(423–599)	91.6	(438)	A	[87/5]
	(339–358)	104.1±2.0	(349)	ME, TE	[82/4]
C ₁₄ H ₂₈ O ₃	88.9	(455)	I	[43/7]	
	decyl 3-methoxypropionate (403–513)	68.9	(418)	A	[87/5]
C ₁₄ H ₂₉ Br	1-bromotetradecane (437–645)	67.1	(452)	A, EST	[112-71-0] [87/5][61/13] [70/14]
	C ₁₄ H ₂₉ Cl	1-chlorotetradecane (313–373)	80.2	(313)	GC
(313–373)		78.0	(333)	GC	[80/14]
(313–373)		74.4	(353)	GC	[80/14]
(313–373)		72.9	(373)	GC	[80/14]
(414–570)		68.7	(429)	A, DTA	[87/5][69/5] [593-33-9]
C ₁₄ H ₂₉ F	1-fluorotetradecane (288–335)	73.5±0.4	(298)	GS	[97/14]
	(400–593)	61.4	(415)	A, EST	[87/5][61/13] [70/14]
C ₁₄ H ₂₉ I	1-iodotetradecane (452–672)	68.6	(467)	A, EST	[19218-94-1] [87/5][61/13] [70/14]
	C ₁₄ H ₃₀	tetradecane			
		72.1	(298)	GS	[01/1]
		72.0±2.4	(298)	CGC	[00/9]
		69.0	(324)	C	[96/22]
		68.6	(329)	C	[96/22]
		67.9	(334)	C	[96/22]
		66.8	(344)	C	[96/22]
		65.7	(359)	C	[96/22]
(423–473)		71.2	(298)	CGC	[95/21]
(363–413)		71.4	(298)	CGC	[95/21]
		71.7	(298)		[94/12]
(313–433)		67.8	(328)	A	[87/5]
(343–395)		64.1	(361)	GS	[86/6]
		70.1	(313)	C	[79/2]
		68.9	(328)	C	[79/2]
	71.8±0.6	(298)	C	[79/2]	
	71.1±0.4	(298)	C	[72/29]	

TABLE 6. Enthalpies of vaporization of organic compounds, 1880–2002—Continued

Molecular formula	Compound (Temperature range/K)	$\Delta_{\text{vap}}H_m$ (kJ mol ⁻¹)	Mean temperature (T_m /K)	Method	CAS registry number Reference
		71.7	(298)		[71/28]
	(432–529)	57.1	(447)	A	[87/5][55/7]
	(429–468)	57.8	(449)	ME	[38/8]
C ₁₄ H ₃₀	2-methyltridecane (388–530)	56.3	(403)	A	[1560-96-9] [87/5]
C ₁₄ H ₃₀	3-methyltridecane (389–521)	55.1	(404)	A	[6418-41-3] [87/5]
C ₁₄ H ₃₀	4-methyltridecane (386–520)	54.2	(401)	A	[26730-12-1] [87/5]
C ₁₄ H ₃₀	5-methyltridecane (385–518)	53.8	(400)	A	[25117-31-1] [87/5]
C ₁₄ H ₃₀	7-methyltridecane (357–389)	59.0	(372)	A	[26730-14-3] [87/5]
C ₁₄ H ₃₀	2,3-dimethyldodecane (385–519)	53.4	(400)	A	[6117-98-2] [87/5]
C ₁₄ H ₃₀	2,4-dimethyldodecane (379–509)	54.0	(394)	A	[6117-99-3] [87/5]
C ₁₄ H ₃₀	2,4,6-trimethylundecane (368–491)	53.2	(383)	A	[87/5]
C ₁₄ H ₃₀	2,2,3,4,6,6-heptamethylheptane (313–366)	54.5	(366)	A, MG	[7225-67-4] [87/5][55/11]
C ₁₄ H ₃₀	hexaethylethane (3,3,4,4-tetraethylhexane) (298–307)	63.9 ± 1.2	(298)	GS	[5171-86-8] [97/29]
	(283–302)	65.7 ± 1.2	(292)	GS	[73/30][95/27]
		65.0 ± 1.2	(298)		[73/30]
C ₁₄ H ₃₀	2,2,3,3,4,4,5,5-octamethylhexane (288–325)	56.9 ± 0.7	(298)	GS	[65149-84-0] [97/29]
C ₁₄ H ₃₀ O	diheptyl ether (360–547)	63.1	(375)	A	[629-64-1] [87/5]
C ₁₄ H ₃₀ O	4-methylpentyl <i>tert</i> -octyl ether	57.5	(298)		[U/2][02/32]
C ₁₄ H ₃₀ O	3-methylpentyl <i>tert</i> -octyl ether	58.0	(298)		[U/2][02/32]
C ₁₄ H ₃₀ O	3,3-dimethylbutyl <i>tert</i> -octyl ether	56.4	(298)		[U/2][02/32]
C ₁₄ H ₃₀ O	hexyl <i>tert</i> -octyl ether	59.2	(298)		[U/2][02/32]
C ₁₄ H ₃₀ O	1-tetradecanol (312–346)	93.6	(328)	GS	[112-72-1] [01/3]
	(312–346)	98.7	(298)	GS	[01/3]
	(333–438)	81.8	(386)		[92/14]
	(317–358)	109.0	(332)	A	[87/5]
		102.2 ± 2.3	(298)	C	[77/1]
	(313–358)	106.4	(328)		[73/26]
	(424–569)	76.6	(439)	A	[87/5][69/5]
	(313–326)	104.2	(320)	ME	[65/15]
C ₁₄ H ₃₀ O	2-tetradecanol (313–428)	95.7	(328)		[4706-81-4] [99/11]
C ₁₄ H ₃₀ O ₂	2-(dodecyloxy)ethanol (414–467)	71.5	(429)	A	[4536-30-5] [87/5]
C ₁₄ H ₃₀ S	1-tetradecanethiol (446–614)	67.3	(461)		[2079-95-0] [99/16]
C ₁₄ H ₃₀ S ₂	diheptyl disulfide (458–630)	69.8	(473)		[10496-16-9] [99/16]
C ₁₄ H ₃₁ N	diheptylamine (435–605)	60.0	(450)	A	[2470-68-0] [87/5]
C ₁₄ H ₃₁ N	N,N-dimethyldodecylamine (380–604)	64.4	(395)	A	[112-18-5] [87/5]
C ₁₄ H ₃₁ N	tetradecylamine (471–577)	62.4	(486)	A, EST	[2016-42-4] [87/5][56/17]
C ₁₄ H ₃₁ O ₂ P	diheptylphosphinic acid (482–664)	64.1	(573)		[71/32]
C ₁₅ H ₈ Cl ₃ NO ₂	2,2,4-trichloro-5-(2-naphthalenylamino)-4-cyclopentene-1,3-dione (453–483)	91.4	(468)	GC	[77765-38-9] [80/25]

TABLE 6. Enthalpies of vaporization of organic compounds, 1880–2002—Continued

Molecular formula	Compound (Temperature range/K)	$\Delta_{\text{vap}}H_m$ (kJ mol ⁻¹)	Mean temperature (T_m /K)	Method	CAS registry number Reference
C ₁₅ H ₉ N ₃	pyrido[2,3-f][1,7]phenanthroline (648–707)	65.1	(663)	A	[87/5]
C ₁₅ H ₉ N ₃	pyrido[3,2-f][1,7]phenanthroline (648–706)	67.4	(663)	A	[87/5]
C ₁₅ H ₁₀ N ₂ O ₂	2,2'-diisocyanatodiphenylmethane (343–413)	90.1	(358)	A	[2536-05-2] [87/5]
C ₁₅ H ₁₀ N ₂ O ₂	2,4'-diisocyanatodiphenylmethane (343–413)	89.3	(358)	A	[5873-54-1] [87/5]
C ₁₅ H ₁₀ N ₂ O ₂	4,4'-diisocyanatodiphenylmethane (343–413)	90.5	(358)	A	[101-68-8] [87/5]
	(442–530)	93.8	(457)	A	[87/5]
	(442–530)	90.6	(483)	A	[66/28]
C ₁₅ H ₁₁ NO ₂	1-methylamino-9,10-anthraquinone (433–493)	103.5	(448)	A	[82-38-2] [87/5]
C ₁₅ H ₁₂	2-methylanthracene (323–473)	76.1	(398)	GC	[613-12-7] [02/18]
C ₁₅ H ₁₂	9-methylanthracene (354–402)	98.9	(369)	A	[779-02-0] [87/5]
	(423–587)	58.5	(465)		[83/4]
	(423–515)	58.1	(515)		[83/4]
	(423–515)	56.5	(555)		[83/4]
C ₁₅ H ₁₂	1-methylphenanthrene (323–473)	76.3	(398)	GC	[832-69-9] [02/18]
C ₁₅ H ₁₂ O	dibenzosuberone (314–338)	90.0 ± 1.5		GS	[1210-35-1] [98/4]
C ₁₅ H ₁₂ O ₂	1,3-diphenyl-1,3-propanedione (368–383)	60.1	(375)	A	[120-46-7] [87/5]
C ₁₅ H ₁₄ Cl ₃ O ₂ PS	(chloromethyl)thiophosphonic acid, O,O-bis(2-chloro-4-methylphenyl) ester (343–365)	93.2	(354)	A	[57875-65-7] [87/5][99/16]
C ₁₅ H ₁₄ O	1,3-diphenylacetone (398–604)	65.7	(413)	A	[102-04-5] [87/5][47/5]
C ₁₅ H ₁₄ O ₂	2,2-diphenyl-1,3-dioxolane (331–370)	84.6 ± 0.6	(298)	GS	[4359-34-6] [02/32]
	(331–370)	81.2 ± 0.6		GS	[98/21]
C ₁₅ H ₁₄ O ₂	1-biphenyloxy-2,3-epoxypropane (408–613)	80.0	(423)	A	[7144-65-2] [87/5]
C ₁₅ H ₁₄ O ₃	2-hydroxy-4-ethoxybenzophenone (373–433)	90.7	(403)	ME	[15889-70-0] [84/1]
C ₁₅ H ₁₄ O ₅	2,2'-dihydroxy-4,4'-dimethoxybenzophenone (406–497)	77.4	(423)	A, UV	[131-54-4] [87/5][60/2]
C ₁₅ H ₁₅ Cl	chloro-di-4-tolylmethane (406–453)	75.2	(421)	A	[13389-70-3] [87/5]
C ₁₅ H ₁₆	ditolylmethane (573–673)	51.8	(588)		[1335-47-3] [64/11]
C ₁₅ H ₁₆	1,1-diphenylpropane (298–343)	71.4 ± 0.4	(321)	GS	1530-03-6 [99/8]
	(298–343)	72.8 ± 0.4	(298)	GS	[99/8]
C ₁₅ H ₁₆	1,3-diphenylpropane (342–577)	61.5	(357)	A	[1081-75-0] [87/5]
C ₁₅ H ₁₆ N ₄ O ₂	3-methyl-3'-nitro-4-N,N-dimethylaminoazobenzene (370–388)	98.6	(379)	A	[87/5]
C ₁₅ H ₁₆ O	di-(4-tolyl)methanol (413–478)	81.7	(428)	A	[885-77-8] [87/5]
C ₁₅ H ₁₆ O	1-isovaleronaphthone (409–593)	76.2	(424)	A	[87/5][47/5]
C ₁₅ H ₁₆ O ₂	Bisphenol A (466–634)	102.2	(481)	A	[80-05-7] [87/5][47/5]
C ₁₅ H ₁₇ NO ₂	N-(2-hydroxy-3-phenoxypropyl)phenylamine (343–373)	113.9	(358)	A	[87/5]
C ₁₅ H ₁₈	1-pentyl-naphthalene (415–535)	62.7	(430)	A	[86-89-5] [87/5]
C ₁₅ H ₁₈ O	2,4,6-triallylphenol (423–571)	61.0	(438)	A	[20490-22-6] [87/5]
C ₁₅ H ₁₉ Cl ₃ O ₃	2,4,5-trichlorophenoxyacetic acid, heptyl ester				

TABLE 6. Enthalpies of vaporization of organic compounds, 1880–2002—Continued

Molecular formula	Compound (Temperature range/K)	$\Delta_{\text{vap}}H_m$ (kJ mol ⁻¹)	Mean temperature (T_m /K)	Method	CAS registry number Reference
C ₁₅ H ₂₀ Cl ₂ O ₃	(460–573)	92.3	(475)	A	[87/5]
	2,4-dichlorophenoxyacetic acid, heptyl ester				[1917-96-0]
C ₁₅ H ₂₀ Cl ₂ O ₃	(460–573)	88.3	(475)	A	[87/5]
	2,4-dichlorophenoxyacetic acid, 1-propylbutyl ester				
C ₁₅ H ₂₀ Cl ₂ O ₄	(460–573)	77.3	(475)	A	[87/5]
	2,4-dichlorophenoxyacetic acid, (1-methyl-2-butoxy)ethyl ester				[3966-11-8]
C ₁₅ H ₂₀ O ₂	(443–573)	82.5	(458)	A	[87/5]
	helenine, alantolactone				[1407-13-3]
C ₁₅ H ₂₂ N ₂ O ₂	(430–548)	112.7	(445)	A	[87/5]
	dicyclohexylmethane-4,4'-diisocyanate				[5124-30-1]
C ₁₅ H ₂₄	(326–404)	80.4	(341)	A	[87/5]
	nonylbenzene				[1081-77-2]
C ₁₅ H ₂₄	(316–415)	69.7	(331)	GS	[86/6]
		74.8	(298)		[71/28]
	1,3,5-triisopropylbenzene				[717-74-8]
	(283–323)	64.3±0.3	(303)	GS	[98/10]
C ₁₅ H ₂₄	(283–323)	64.6±0.6	(298)	GS	[98/10]
	(282–388)	67.4	(297)		[93/10]
	1,3-di- <i>tert</i> -butyl-5-methylbenzene				
	(309–338)	61.8±0.9	(310)	GS	[98/19]
C ₁₅ H ₂₄ O		63.3±0.9	(298)		[98/19]
	2,4-di- <i>tert</i> -butyl-5-methylphenol				[497-39-2]
C ₁₅ H ₂₄ O	(376–555)	67.0	(391)	A	[87/5][47/5]
	2,4-di- <i>tert</i> -butyl-6-methylphenol				[616-55-7]
C ₁₅ H ₂₄ O	(359–543)	59.8	(374)	A	[87/5]
	2,6-di- <i>tert</i> -butyl-4-methylphenol				[128-37-0]
C ₁₅ H ₂₄ O	(303–343)	87.8	(318)	A	[87/5]
	(358–536)	61.5	(373)	A	[87/5][47/5]
	2-methyl-4-(1,1,3,3-tetramethylbutyl)phenol				[2219-84-3]
C ₁₅ H ₂₄ O	(447–683)	67.1	(462)	A	[87/5]
	3-methyl-4-(1,1,3,3-tetramethylbutyl)phenol				[2219-84-3]
C ₁₅ H ₂₄ O	(436–549)	65.5	(451)	A	[87/5]
	4-methyl-2-(1,1,3,3-tetramethylbutyl)phenol				[4979-46-8]
C ₁₅ H ₂₄ O	(415–545)	65.0	(430)	A	[87/5]
	4-(3',6'-dimethyl-3'-heptyl)phenol				
C ₁₅ H ₂₄ O		89.4	(298)	ME	[01/21]
	4-nonylphenol				[104-40-5]
C ₁₅ H ₂₄ O	(487–595)	65.0	(502)	A, EB	[87/5][76/13]
	α -santalol				[115-71-9]
C ₁₅ H ₂₄ O	(293–450)	58.3	(308)	A	[87/5]
	2,5-di- <i>tert</i> -butyl-4-methoxyphenol				[1991-52-2]
C ₁₅ H ₂₄ O ₂	(423–453)	64.4	(438)	A	[87/5]
	1,3-dimethoxy-5-heptylbenzene				[6121-64-8]
C ₁₅ H ₂₄ O ₂	(419–488)	75.5	(434)	A, GC	[87/5][75/24]
	1,3-dimethoxy-5-methyl-2-hexylbenzene				[41442-51-7]
C ₁₅ H ₂₄ O ₆	(410–475)	72.3	(425)	A, GC	[87/5][75/24]
	aconitic acid, tripropyl ester				[64617-28-3]
C ₁₅ H ₂₆ O	(359–500)	72.3	(374)	A	[87/5]
	guaial				[489-86-1]
C ₁₅ H ₂₆ O ₆	(373–561)	62.2	(388)	A	[87/5]
	camphorenic acid, triethyl ester				
C ₁₅ H ₂₆ O ₆	(423–574)	69.0	(438)	A	[87/5][47/5]
	tripropyl 1,2,3-propanetricarboxylate				[5333-54-0]
C ₁₅ H ₂₆ O ₆	(360–460)	76.5	(375)	A	[87/5]
	glycerol tributyrate				[60-01-1]
C ₁₅ H ₂₈ Cl ₄	(318–364)	81.4	(333)	A	[87/5]
	1,1,1,15-tetrachloropentadecane				[3922-32-5]
C ₁₅ H ₂₈ O	(340–392)	103.5	(355)	A	[87/5]
	3,7,11-trimethyl-1-dodecyn-3-ol				[1604-35-9]
C ₁₅ H ₂₈ O ₂	(401–524)	43.2±1.1	(463)		[88/4][86/16]
	dodecyl acrylate				[2156-97-0]
C ₁₅ H ₂₈ O ₂	(432–573)	64.6	(447)	A	[87/5]
	pentadecanolid				[106-02-5]
C ₁₅ H ₂₈ O ₂	(363–443)	78.2	(378)	A	[87/5]

TABLE 6. Enthalpies of vaporization of organic compounds, 1880–2002—Continued

Molecular formula	Compound (Temperature range/K)	$\Delta_{\text{vap}}H_m$ (kJ mol ⁻¹)	Mean temperature (T_m /K)	Method	CAS registry number Reference
C ₁₅ H ₂₈ O ₂	(310–320)	74.2	(315)	A, ME	[87/5][54/9]
	(Z) 7-tridecenyl acetate (343–388)	84.3	(298)	GC	[34270-22-9] [97/13][00/10]
C ₁₅ H ₂₈ O ₂	(E) 7-tridecenyl acetate (343–388)	84.8	(298)	GC	[56577-30-1] [97/13][00/10]
	(Z) 9-tridecenyl acetate (343–388)	85.1	(298)	GC	[35835-78-0] [97/13][00/10]
C ₁₅ H ₂₈ O ₂	(E) 9-tridecenyl acetate (343–388)	85.5	(298)	GC	[52957-19-4] [97/13][00/10]
	(Z) 11-tridecenyl acetate (343–388)	86.4	(298)	GC	[33951-95-0] [97/13][00/10]
C ₁₅ H ₂₈ O ₂	(E) 11-tridecenyl acetate (343–388)	86.4	(298)	GC	[56195-36-9] [97/13][00/10]
	decyl levulinate (423–580)	76.1	(438)	A	[37826-51-0] [87/5]
C ₁₅ H ₂₈ O ₃	1,6-dioxo-7-cycloheptadecanone (403–463)	72.0	(524)	A	[33/6] [6707-60-4]
		75.9	(418)		[87/5]
C ₁₅ H ₂₈ O ₅	decyl[1-(methoxycarbonyl)ethyl]carbonate (411–592)	73.8	(426)	A	[87/5]
		75.5	(418)		[2570-26-5] [87/5]
C ₁₅ H ₂₉ N	pentadecanenitrile (403–596)	75.5	(418)	A	[87/5]
		81.0	(393)		[87/5]
C ₁₅ H ₂₉ NO ₃	2-[2-ethyl(hexanoyloxy)]propionic acid, butylamide (378–433)	81.0	(393)	A	[87/5]
		71.1	(373)		[1795-21-7] [87/5]
C ₁₅ H ₃₀	decylcyclopentane (358–411)	75.7	(298)	A	[71/28]
		59.7	(468)		[87/5][54/7] [2883-02-5]
C ₁₅ H ₃₀	nonylcyclohexane	74.7	(298)	A, MM	[71/28]
		65.2	(390)		[13360-61-7] [87/5]
C ₁₅ H ₃₀	1-pentadecene (375–407) (423–658)	53.2	(570)	A	[75/8]
		75.1	(298)		[71/28]
C ₁₅ H ₃₀ O	(Z) 9-pentadecen-1-ol (363–403)	59.3	(458)	A	[87/5][55/7] [56218-94-1]
		105.3	(298)		CGC
C ₁₅ H ₃₀ O	(E) 9-pentadecen-1-ol (363–403)	105.9	(298)	CGC	[64437-40-7] [00/10][94/13]
		105.9	(298)		CGC
C ₁₅ H ₃₀ O	(Z) 10-pentadecen-1-ol (363–403)	105.9	(298)	CGC	[64437-44-1] [00/10][94/13]
		106.2	(298)		CGC
C ₁₅ H ₃₀ O	(E) 10-pentadecen-1-ol (363–403)	106.3	(298)	CGC	[69222-14-6] [00/10][94/13]
		106.5	(298)		CGC
C ₁₅ H ₃₀ O	(Z) 11-pentadecen-1-ol (363–403)	106.7	(298)	CGC	[69222-15-7] [00/10][94/13]
		107.0	(298)		CGC
C ₁₅ H ₃₀ O	(E) 11-pentadecen-1-ol (363–403)	107.7	(298)	CGC	[158906-52-6] [00/10][94/13]
		107.7	(298)		CGC
C ₁₅ H ₃₀ O	2-pentadecanone (422–575) (559–658)	67.8	(437)	A	[87/5]
		57.9	(574)		A
C ₁₅ H ₃₀ O	8-pentadecanone (443–568) (443–589)	65.3	(458)	A	[818-23-5] [87/5]
		65.4	(458)		A
C ₁₅ H ₃₀ O	(444–590) (438–462)	53.0	(567)	A, ME	[75/8]
		61.9	(450)		[87/5][38/8] [124-10-7]
C ₁₅ H ₃₀ O ₂	methyl tetradecanoate (methyl myristate)				

TABLE 6. Enthalpies of vaporization of organic compounds, 1880–2002—Continued

Molecular formula	Compound (Temperature range/K)	$\Delta_{\text{vap}}H_m$ (kJ mol ⁻¹)	Mean temperature (T_m /K)	Method	CAS registry number Reference
		79.8	(350)		[02/27]
		76.0±0.2	(382)		[02/27]
		85.9±0.8	(298)		[02/27]
	(393–473)	86.6	(298)	GC	[97/28]
	(453–543)	65.3	(498)	GC	[93/9]
		86.2±1.0	(298)	GC, C	[80/5]
		87.0±0.9	(298)	C	[77/1]
	(389–519)	75.6	(404)	A	[87/5][63/16]
	(364–417)	77.4	(379)	MG, OM	[52/13]
C ₁₅ H ₃₀ O ₂	isopropyl dodecanoate				[10233-13-3]
	(305–452)	81.5	(320)		[01/10]
	(390–469)	66.1	(405)	A	[87/5][48/8]
					[84/9]
C ₁₅ H ₃₀ O ₂	propyl dodecanoate				[3681-78-5]
	(423–483)	84.7	(298)	GC	[97/28]
	(396–479)	66.9	(411)	A	[87/5][48/8]
					[84/9]
C ₁₅ H ₃₀ O ₂	tridecyl acetate				[1072-33-9]
	(313–358)	87.2	(298)	GC	[97/13][00/10]
C ₁₅ H ₃₀ O ₂	pentadecanoic acid				[1002-84-2]
	(431–613)	94.0	(446)	A	[87/5]
	(347–367)	108.5±2.0	(357)	ME, TE	[82/4]
C ₁₅ H ₃₀ O ₃	dodecyl lactate				[6283-92-7]
	(367–583)	80.5	(382)	A	[87/5]
C ₁₅ H ₃₀ O ₃	decyl 2-ethoxypropionate				[70160-09-7]
	(423–523)	69.8	(438)	A	[87/5]
C ₁₅ H ₃₁ Br	1-bromopentadecane				[629-72-1]
	(450–661)	69.5	(465)	A, EST	[87/5][61/13]
					[70/14]
C ₁₅ H ₃₁ Cl	1-chloropentadecane				[4862-03-7]
	(439–645)	55.4	(454)	A, EST	[87/5][61/13]
					[70/14]
C ₁₅ H ₃₁ F	1-fluoropentadecane				[1555-17-5]
	(413–593)	63.8	(428)	A, EST	[87/5][61/13]
					[70/14]
C ₁₅ H ₃₁ I	1-iodopentadecane				[35599-78-1]
	(464–673)	70.6	(479)	A, EST	[87/5][61/13]
					[70/14]
C ₁₅ H ₃₁ NO ₂	N,N-dihexyl lactamide				
	(418–453)	79.4	(433)	A	[87/5]
C ₁₅ H ₃₁ NO ₂	N-dodecyl lactamide				
	(408–476)	103.9	(423)	A	[87/5]
C ₁₅ H ₃₂	pentadecane				[629-62-9]
		72.9	(334)	C	[96/22]
		71.8	(344)	C	[96/22]
	(453–503)	75.7	(298)	CGC	[95/21]
	(423–473)	76.2	(298)	CGC	[95/21]
	(363–413)	76.4	(298)	CGC	[95/21]
		76.8	(298)		[94/12]
	(366–409)	67.5	(381)	A	[87/5]
	(333–409)	66.4	(350)	GS	[86/6]
		75.4±1.2	(298)	C	[79/2]
		70.8	(353)	C	[79/2]
		68.8	(373)	C	[79/2]
		72.2±1.2	(333)	C	[79/2]
		76.2±0.4	(298)	C	[72/29]
		76.2	(298)		[71/28]
	(447–546)	59.6	(462)	A	[87/5][55/7]
	(430–464)	61.9	(447)	ME	[38/8]
C ₁₅ H ₃₂	2-methyltetradecane				[1560-95-8]
	(402–537)	58.8	(417)	A	[87/5]
C ₁₅ H ₃₂	3-methyltetradecane				[18435-22-8]
	(403–538)	58.4	(418)	A	[87/5]
C ₁₅ H ₃₂	4-methyltetradecane				[25117-24-2]

TABLE 6. Enthalpies of vaporization of organic compounds, 1880–2002—Continued

Molecular formula	Compound (Temperature range/K)	$\Delta_{\text{vap}}H_m$ (kJ mol ⁻¹)	Mean temperature (T_m /K)	Method	CAS registry number Reference
C ₁₅ H ₃₂	(398–536) 5-methyltetradecane	55.9	(413)	A	[87/5] [25117-32-2]
	(398–535) 2,3-dimethyltridecane	56.1	(413)	A	[87/5] [18435-20-6]
C ₁₅ H ₃₂	(399–537) 2,4-dimethyltridecane	56.3	(414)	A	[87/5] [61868-05-1]
	(393–523) 2,4,6-trimethyldodecane	57.9	(408)	A	[87/5]
C ₁₅ H ₃₂ O	(382–508) 1-pentadecanol	55.8	(397)	A	[87/5] [629-76-5]
	(319–358)	95.5	(339)	GS	[01/3]
	(319–358)	102.5	(298)	GS	[01/3]
	(353–393)	107.2	(298)	CGC	[94/13][00/10]
	(343–393)	92.4	(368)		[92/14]
	(438–600)	75.0	(453)	A	[87/5]
C ₁₅ H ₃₂ O ₅	(453–584) tetrapropylene glycol monoisopropyl ether	72.4	(468)	A	[87/5]
	(389–566)	71.5	(404)	A	[87/5][47/5]
	(459–629) 1-pentadecanethiol	69.8	(474)		[25276-70-4] [99/16]
C ₁₅ H ₃₃ N	(400–594) 1-aminopentadecane	71.2	(415)	A, EST	[2570-26-5] [87/5][56/17]
	(323–473) fluoranthene	79.3	(398)	GC	[02/18]
C ₁₆ H ₁₀	(343–453)	77.4	(398)	GC	[90/2]
	(503–658)	62.2	(518)	A	[87/5][55/10]
	(343–453) pyrene	78.6	(398)	GC	[129-00-0] [90/2]
	(413–467)	76.0	(428)		[88/12]
	(398–458)	76.4	(440)		[80/12]
C ₁₆ H ₁₃ N	(513–668) N-phenyl-1-naphthylamine	73.0	(528)	A	[87/5][55/10] [90-32-2]
	(338–368)	89.6	(353)	A	[87/5]
	(383–520) N-phenyl-2-naphthylamine	88.7	(398)	A	[135-88-6] [87/5]
C ₁₆ H ₁₄	(446–623) 4,5,9,10-tetrahydropyrene	89.4	(461)	A	[87/5][47/5] [1732-13-4]
		70.9	(440)	EB, IPM	[93/12]
		68.1	(480)	EB, IPM	[93/12]
		65.3	(520)	EB, IPM	[93/12]
		62.5	(560)	EB, IPM	[93/12]
		59.5	(600)	EB, IPM	[93/12]
		56.4	(640)	EB, IPM	[93/12]
C ₁₆ H ₁₄ O ₂	(400–469) 1,2,3,10b-tetrahydrofluoranthene	68.0	(415)	A	[20279-21-4] [87/5]
	(446–623) benzyl cinnamate	89.4	(461)	A	[103-41-3] [87/5][47/5]
C ₁₆ H ₁₆	(309–332) 1,1-di(4-methylphenyl)ethene	72.0	(440)	EB, IPM	[93/12]
		69.4	(480)	EB, IPM	[93/12]
		66.8	(520)	EB, IPM	[93/12]
		64.2	(560)	EB, IPM	[93/12]
		61.5	(600)	EB, IPM	[93/12]
		100.3±1.4	(320)	GS	[99/21]
C ₁₆ H ₁₈	(298–473) 1-(2-tolyl)-2-(4-tolyl)ethane	101.0±1.4	(298)		[99/21]
	(298–342) 1,1-diphenylbutane	85.6	(313)	A	[87/5][63/14] [719-79-9]
C ₁₆ H ₁₈	(298–342)	75.9±0.6	(320)	GS	[99/8]
	(298–342)	77.2±0.6	(298)	GS	[99/8]
	(298–338) 2-methyl-1,1-diphenylpropane	72.0±0.5	(318)	GS	[1634-11-3] [99/8]
C ₁₆ H ₁₈	(298–338)	73.2±0.5	(298)	GS	[99/8]
	1,1-bis(4-methylphenyl)ethane				[530-45-0]

TABLE 6. Enthalpies of vaporization of organic compounds, 1880–2002—Continued

Molecular formula	Compound (Temperature range/K)	$\Delta_{\text{vap}}H_m$ (kJ mol ⁻¹)	Mean temperature (T_m /K)	Method	CAS registry number Reference
C ₁₆ H ₁₈ Cl ₄ O ₄	(298–338)	75.3±0.6	(318)	GS	[99/8]
	(298–338)	76.5±0.6	(298)	GS	[99/8]
	dibutyl tetrachlorophthalate (368–421)	99.7	(383)	A, T	[3015-66-5] [87/5][49/9] [99/16]
C ₁₆ H ₁₈ O	<i>bis</i> (α -methylbenzyl) ether (369–554)	62.1	(384)	A	[93-96-9] [87/5][47/5]
C ₁₆ H ₂₁ Cl ₃ O ₃	2,4,5-trichlorophenoxyacetic acid, (2-ethylhexyl) ester (460–575)	85.4	(475)	A	[1928-47-8] [87/5]
C ₁₆ H ₂₁ Cl ₃ O ₃	2,4,5-trichlorophenoxyacetic acid, octyl ester (460–575)	92.2	(475)	A	[2630-15-1] [87/5]
C ₁₆ H ₂₂ Cl ₂ O ₃	2,4-dichlorophenoxyacetic acid, (2-ethylhexyl) ester (460–575)	83.0	(475)	A	[1928-43-4] [87/5]
C ₁₆ H ₂₂ Cl ₂ O ₃	2,4-dichlorophenoxyacetic acid, (1-methylheptyl) ester (460–575)	83.0	(475)	A	[1917-97-1] [87/5]
C ₁₆ H ₂₂ Cl ₂ O ₃	2,4-dichlorophenoxyacetic acid, octyl ester (460–573)	87.9	(475)	A	[1928-44-5] [87/5]
C ₁₆ H ₂₂ O ₄	dibutyl phthalate				[84-74-2]
		80.4	(462)		[88/17]
	(314–469)	94.0	(329)	A	[87/5]
	(468–605)	76.1	(483)	A	[87/5]
C ₁₆ H ₂₂ O ₄	di- <i>sec</i> -butyl phthalate (313–373)	93.8	(328)	A, ME	[4489-61-6] [87/5][48/10]
	dibutyl terephthalate (393–483)	86.2	(408)	A	[1962-75-0] [87/5]
	chloropentaethylbenzene (363–558)	60.3	(378)	A	[87/5][47/5]
C ₁₆ H ₂₆	decylbenzene				[104-72-3]
	(313–433)	78.0	(328)		[93/10]
	(371–427)	75.1	(386)	A	[87/5]
		79.8	(298)		[71/28]
	(475–571)	61.6	(490)	A, MM	[87/5][54/7]
C ₁₆ H ₂₆	pentaethylbenzene (359–550)	56.5	(374)	A	[605-01-6] [87/5][47/5]
C ₁₆ H ₂₆ O	2,6-di- <i>tert</i> -butyl-4-ethylphenol				[4130-42-1]
	(362–557)	62.8	(348)		[53/9]
	(362–557)	60.4	(373)		[53/9]
	(362–557)	58.6	(398)		[53/9]
	(362–557)	57.3	(423)		[53/9]
C ₁₆ H ₂₆ O	4,6-di- <i>tert</i> -butyl-2-ethylphenol				[6287-47-4]
	(413–556)	61.9	(428)	A	[87/5]
	(413–562)	57.3	(423)		[53/9]
	(413–562)	52.6	(473)		[53/9]
C ₁₆ H ₂₆ O	2,4-di- <i>tert</i> -butyl-5,6-dimethylphenol (431–565)	69.1	(446)	A	[70766-54-0] [87/5]
	2,4-di- <i>tert</i> -butyl-5-ethylphenol (384–563)	69.3	(399)	A	[19245-41-1] [87/5]
C ₁₆ H ₂₆ O	2,4,5-triisopropylbenzyl alcohol (312–346)	113.1	(327)	A	[87/5]
	diethylene glycol dicarboxylic acid, di[1-(ethoxycarbonyl)-ethyl] ester (418–503)	99.3	(433)	A	[87/5]
C ₁₆ H ₂₈	tricyclopentylmethane				[3752-92-9]
	(273–351)	77.8	(288)	A	[87/5][64/12]
	(371–429)	71.4	(386)	A	[87/5]
C ₁₆ H ₃₀ O	3-methylcyclopentadecanone (391–601)	63.5	(406)	A	[541-91-3] [87/5]
	(Z) 3-hexadecenal (373–413)	89.9	(298)	CGC	[174155-58-9] [96/7][00/10]
C ₁₆ H ₃₀ O	(E) 3-hexadecenal (373–413)	89.6	(298)	CGC	[174155-57-8] [96/7][00/10]
	(Z) 4-hexadecenal (373–413)	88.7	(298)	CGC	[88373-69-7] [96/7][00/10]

TABLE 6. Enthalpies of vaporization of organic compounds, 1880–2002—Continued

Molecular formula	Compound (Temperature range/K)	$\Delta_{\text{vap}}H_m$ (kJ mol ⁻¹)	Mean temperature (T_m /K)	Method	CAS registry number Reference
C ₁₆ H ₃₀ O	(E) 4-hexadecenal (373–413)	88.9	(298)	CGC	[174155-59-0] [96/7][00/10]
C ₁₆ H ₃₀ O	(Z) 5-hexadecenal (373–413)	87.8	(298)	CGC	[88373-68-6] [96/7][00/10]
C ₁₆ H ₃₀ O	(E) 5-hexadecenal (373–413)	88.6	(298)	CGC	[99142-11-7] [96/7][00/10]
C ₁₆ H ₃₀ O	(Z) 6-hexadecenal (373–413)	87.9	(298)	CGC	[88373-67-5] [96/7][00/10]
C ₁₆ H ₃₀ O	(E) 6-hexadecenal (373–413)	88.5	(298)	CGC	[103346-18-5] [96/7][00/10]
C ₁₆ H ₃₀ O	(Z) 7-hexadecenal (373–413)	87.8	(298)	CGC	[56797-40-1] [96/7][00/10]
C ₁₆ H ₃₀ O	(E) 7-hexadecenal (373–413)	88.6	(298)	CGC	[72698-27-2] [96/7][00/10]
C ₁₆ H ₃₀ O	(Z) 8-hexadecenal (373–413)	87.7	(298)	CGC	[66644-98-2] [96/7][00/10]
C ₁₆ H ₃₀ O	(E) 8-hexadecenal (373–413)	88.4	(298)	CGC	[72698-28-3] [96/7][00/10]
C ₁₆ H ₃₀ O	(Z) 9-hexadecenal (373–413)	88.0	(298)	CGC	[56219-04-6] [96/7][00/10]
C ₁₆ H ₃₀ O	(E) 9-hexadecenal (373–413)	88.6	(298)	CGC	[72698-29-4] [96/7][00/10]
C ₁₆ H ₃₀ O	(Z) 10-hexadecenal (373–413)	88.2	(298)	CGC	[68279-24-3] [96/7][00/10]
C ₁₆ H ₃₀ O	(E) 10-hexadecenal (373–413)	88.8	(298)	CGC	[72698-30-7] [96/7][00/10]
C ₁₆ H ₃₀ O	(Z) 11-hexadecenal (373–413)	88.5	(298)	CGC	[53939-28-9] [96/7][00/10]
C ₁₆ H ₃₀ O	(E) 11-hexadecenal (373–413)	89.2	(298)	CGC	[57491-33-5] [96/7][00/10]
C ₁₆ H ₃₀ O	(Z) 12-hexadecenal (373–413)	89.3	(298)	CGC	[72698-31-8] [96/7][00/10]
C ₁₆ H ₃₀ O	(E) 12-hexadecenal (373–413)	89.3	(298)	CGC	[72698-32-9] [96/7][00/10]
C ₁₆ H ₃₀ O	(Z) 13-hexadecenal (373–413)	89.7	(298)	CGC	[71545-96-5] [96/7][00/10]
C ₁₆ H ₃₀ O	(E) 13-hexadecenal (373–413)	90.0	(298)	CGC	[72698-33-0] [96/7][00/10]
C ₁₆ H ₃₀ O ₂	dodecyl methacrylate (438–580)	64.9	(453)	A	[142-90-5] [87/5]
C ₁₆ H ₃₀ O ₂	oxa-2-cycloheptadecanone (403–463)	71.6	(418)	A	[109-29-5] [87/5]
C ₁₆ H ₃₀ O ₂	(Z) 2-tetradecenyl acetate (353–398)	89.1	(298)	GC	[51309-20-7] [97/13][00/10]
C ₁₆ H ₃₀ O ₂	(E) 2-tetradecenyl acetate (353–398)	90.3	(298)	GC	[51309-21-8] [97/13][00/10]
C ₁₆ H ₃₀ O ₂	(Z) 3-tetradecenyl acetate (353–398)	88.5	(298)	GC	[54897-65-3] [97/13][00/10]
C ₁₆ H ₃₀ O ₂	(E) 3-tetradecenyl acetate (353–398)	89.2	(298)	GC	[56221-90-0] [97/13][00/10]
C ₁₆ H ₃₀ O ₂	(Z) 4-tetradecenyl acetate (353–398)	87.8	(298)	GC	[54897-66-4] [97/13][00/10]
C ₁₆ H ₃₀ O ₂	(E) 4-tetradecenyl acetate (353–398)	89.0	(298)	GC	[56209-67-7] [97/13][00/10]
C ₁₆ H ₃₀ O ₂	(Z) 5-tetradecenyl acetate (353–398)	88.3	(298)	GC	[35153-13-0] [97/13][00/10]
C ₁₆ H ₃₀ O ₂	(E) 5-tetradecenyl acetate (353–398)	89.1	(298)	GC	[34010-13-4] [97/13][00/10]
C ₁₆ H ₃₀ O ₂	(Z) 6-tetradecenyl acetate (353–398)	88.1	(298)	GC	[39650-11-8] [97/13][00/10]
C ₁₆ H ₃₀ O ₂	(E) 6-tetradecenyl acetate (353–398)	88.9	(298)	GC	[39650-10-7] [97/13][00/10]
C ₁₆ H ₃₀ O ₂	(Z) 7-tetradecenyl acetate (353–398)	88.4	(298)	GC	[16974-10-0] [97/13][00/10]

TABLE 6. Enthalpies of vaporization of organic compounds, 1880–2002—Continued

Molecular formula	Compound (Temperature range/K)	$\Delta_{\text{vap}}H_m$ (kJ mol ⁻¹)	Mean temperature (T_m /K)	Method	CAS registry number Reference
C ₁₆ H ₃₀ O ₂	(E) 7-tetradecenyl acetate (353–398)	89.0	(298)	GC	[28540-79-6] [97/13][00/10]
C ₁₆ H ₃₀ O ₂	(Z) 8-tetradecenyl acetate (353–398)	88.7	(298)	GC	[35835-80-4] [97/13][00/10]
C ₁₆ H ₃₀ O ₂	(E) 8-tetradecenyl acetate (353–398)	89.2	(298)	GC	[56218-64-5] [97/13][00/10]
C ₁₆ H ₃₀ O ₂	(Z) 9-tetradecenyl acetate (353–398)	89.1	(298)	GC	[16725-53-4] [97/13][00/10]
C ₁₆ H ₃₀ O ₂	(Z) 9-tetradecenyl acetate (303–317)	90	(310)	GC	[83/10] [23192-82-7]
C ₁₆ H ₃₀ O ₂	(E) 9-tetradecenyl acetate (353–398)	89.6	(298)	GC	[97/13][00/10] [35153-16-3]
C ₁₆ H ₃₀ O ₂	(Z) 10-tetradecenyl acetate (353–398)	89.6	(298)	GC	[97/13][00/10] [35153-17-4]
C ₁₆ H ₃₀ O ₂	(E) 10-tetradecenyl acetate (353–398)	89.9	(298)	GC	[97/13][00/10] [20711-10-8]
C ₁₆ H ₃₀ O ₂	(Z) 11-tetradecenyl acetate (353–398)	90.0	(298)	GC	[97/13][00/10] [33189-72-9]
C ₁₆ H ₃₀ O ₂	(E) 11-tetradecenyl acetate (353–398)	90.4	(298)	GC	[97/13][00/10] [35153-20-9]
C ₁₆ H ₃₀ O ₂	(Z) 12-tetradecenyl acetate (353–398)	90.9	(298)	GC	[97/13][00/10] [35153-21-0]
C ₁₆ H ₃₀ O ₂	(E) 12-tetradecenyl acetate (353–398)	90.8	(298)	GC	[97/13][00/10] [6720-22-5]
C ₁₆ H ₃₀ O ₃	1,7-dioxa-8-cyclooctadecanone (403–463)	73.3	(418)	A	[87/5] [36575-58-3]
C ₁₆ H ₃₀ O ₃	1,9-dioxa-2-cyclooctadecanone (403–463)	74.5	(418)	A	[87/5] [14027-78-2]
C ₁₆ H ₃₀ O ₄	dipentyl adipate (449–575)	74.7	(464)	A	[87/5]
C ₁₆ H ₃₀ O ₅	octyl[1-(butoxycarbonyl)ethyl]carbonate (374–503)	76.2	(389)	A	[87/5] [629-79-8]
C ₁₆ H ₃₁ N	palmitonitrile (503–608)	70.1	(518)	A	[87/5]
C ₁₆ H ₃₂	tetraisobutylene (381–440)	54.5	(397)		[43/2] [1795-16-0]
C ₁₆ H ₃₂	decylcyclohexane (371–425)	76.7	(386)	A	[87/5] [71/28]
C ₁₆ H ₃₂	(469–571)	79.7	(298)		[71/28]
C ₁₆ H ₃₂	undecylcyclopentane	61.6	(484)	A, MM	[87/5][54/7] [6785-23-5]
C ₁₆ H ₃₂	1-hexadecene	80.6	(298)		[71/28] [629-73-2]
C ₁₆ H ₃₂ O	(Z) 3-hexadecen-1-ol (373–413)	80.3 ± 0.4	(298)	C	[77/1]
C ₁₆ H ₃₂ O	(E) 3-hexadecen-1-ol (373–413)	80.3 ± 0.4	(298)	C	[76/5]
C ₁₆ H ₃₂ O	(Z) 4-hexadecen-1-ol (373–413)	80.1	(298)		[71/28]
C ₁₆ H ₃₂ O	(E) 4-hexadecen-1-ol (373–413)	61.5	(476)	A	[87/5][54/7] [141694-91-9]
C ₁₆ H ₃₂ O	(Z) 5-hexadecen-1-ol (373–413)	110.7	(298)	CGC	[00/10][94/13] [128999-42-8]
C ₁₆ H ₃₂ O	(E) 5-hexadecen-1-ol (373–413)	110.8	(298)	CGC	[00/10][94/13] [145235-63-8]
C ₁₆ H ₃₂ O	(Z) 6-hexadecen-1-ol (373–413)	110.6	(298)	CGC	[00/10][94/13] [59101-23-4]
C ₁₆ H ₃₂ O	(E) 6-hexadecen-1-ol (373–413)	111.5	(298)	CGC	[00/10][94/13] [106463-48-3]
C ₁₆ H ₃₂ O	(Z) 7-hexadecen-1-ol (373–413)	110.9	(298)	CGC	[00/10][94/13] [85388-16-5]
C ₁₆ H ₃₂ O	(E) 7-hexadecen-1-ol (373–413)	111.4	(298)	CGC	[00/10][94/13] [40642-45-3]
C ₁₆ H ₃₂ O	(Z) 8-hexadecen-1-ol (373–413)	110.5	(298)	CGC	[00/10][94/13] [34500-33-9]
C ₁₆ H ₃₂ O	(E) 8-hexadecen-1-ol (373–413)	111.0	(298)	CGC	[00/10][94/13] [24880-48-6]
C ₁₆ H ₃₂ O	(Z) 9-hexadecen-1-ol (373–413)	110.2	(298)	CGC	[00/10][94/13]

TABLE 6. Enthalpies of vaporization of organic compounds, 1880–2002—Continued

Molecular formula	Compound (Temperature range/K)	$\Delta_{\text{vap}}H_m$ (kJ mol ⁻¹)	Mean temperature (T_m /K)	Method	CAS registry number Reference
C ₁₆ H ₃₂ O	(E) 7-hexadecen-1-ol (373–413)	111.4	(298)	CGC	[51824-10-3] [00/10][94/13]
C ₁₆ H ₃₂ O	(Z) 8-hexadecen-1-ol (373–413)	110.4	(298)	CGC	[64437-46-3] [00/10][94/13]
C ₁₆ H ₃₂ O	(E) 8-hexadecen-1-ol (373–413)	111.1	(298)	CGC	[64470-33-3] [00/10][94/13]
C ₁₆ H ₃₂ O	(Z) 9-hexadecen-1-ol (373–413)	110.6	(298)	CGC	[10378-01-5] [00/10][94/13]
C ₁₆ H ₃₂ O	(E) 9-hexadecen-1-ol (373–413)	111.3	(298)	CGC	[64437-47-4] [00/10][94/13]
C ₁₆ H ₃₂ O	(Z) 10-hexadecen-1-ol (373–413)	111.0	(298)	CGC	[64437-48-5] [00/10][94/13]
C ₁₆ H ₃₂ O	(E) 10-hexadecen-1-ol (373–413)	111.5	(298)	CGC	[54502-94-2] [00/10][94/13]
C ₁₆ H ₃₂ O	(Z) 11-hexadecen-1-ol (373–413)	111.3	(298)	CGC	[56683-54-6] [00/10][94/13]
C ₁₆ H ₃₂ O	(E) 11-hexadecen-1-ol (373–413)	111.8	(298)	CGC	[61301-56-2] [00/10][94/13]
C ₁₆ H ₃₂ O	(Z) 12-hexadecen-1-ol (373–413)	111.8	(298)	CGC	[72698-34-1] [00/10][94/13]
C ₁₆ H ₃₂ O	(E) 12-hexadecen-1-ol (373–413)	112.1	(298)	CGC	[72698-35-2] [00/10][94/13]
C ₁₆ H ₃₂ O	(Z) 13-hexadecen-1-ol (373–413)	112.3	(298)	CGC	[69282-65-1] [00/10][94/13]
C ₁₆ H ₃₂ O	(E) 13-hexadecen-1-ol (373–413)	112.6	(298)	CGC	[69282-66-2] [00/10][94/13]
C ₁₆ H ₃₂ O	2-hexadecanone (382–580)	72.3	(397)	A	[18787-63-8] [87/5]
C ₁₆ H ₃₂ O	hexadecanal (343–383)	89.7	(298)	CGC	[629-80-1] [96/7][00/10]
C ₁₆ H ₃₂ O	(394–594)	67.6	(409)	A	[87/5][47/5]
C ₁₆ H ₃₂ O ₂	methyl pentadecanoate	82.1	(350)		[7132-64-1] [02/26]
		79.8±0.2	(372)		[02/26]
		89.3±0.8	(298)		[02/26]
	(433–473)	88.8	(298)	CGC	[95/21]
		91.6±0.9	(298)	GC,C	[80/5]
		93.5±1.0	(298)	C	[77/1]
	(295–303)	87.9±1.3	(299)		[68/20]
	(400–527)	78.3	(415)	A, EST	[87/5][63/16]
C ₁₆ H ₃₂ O ₂	ethyl tetradecanoate (407–568)	71.8	(422)	A	[124-06-1] [87/5]
C ₁₆ H ₃₂ O ₂	butyl dodecanoate (423–483)	89.2	(298)	GC	[106-18-3] [97/28]
	(343–383)	75.8	(358)	A	[87/5]
C ₁₆ H ₃₂ O ₂	isobutyl dodecanoate (345–452)	80.0	(360)		[01/10]
C ₁₆ H ₃₂ O ₂	tetradecyl acetate (353–398)	91.7	(298)	GC	[638-59-5] [97/13][00/10]
	(411–462)	72.7	(426)	A	[87/5]
C ₁₆ H ₃₂ O ₂	hexadecanoic acid (palmitic acid) (440–625)	97.5	(455)	A	[57-10-3] [87/5]
	(347–374)	110.2±2.0	(364)	ME, TE	[82/4]
		90.1	(475)	I	[43/7]
C ₁₆ H ₃₃ Br	1-bromohexadecane (461–673)	94.4±1.5	(298)	C	[112-82-3] [96/6]
		71.9	(476)	A, EST	[87/5][61/13] [70/14]
C ₁₆ H ₃₃ Cl	1-chlorohexadecane	96.4±0.9	(298)	GS	[4860-03-1] [01/1]
		91.8±1.1	(298)	C	[77/1]
	(439–600)	73.3	(454)	DTA	[69/5]
C ₁₆ H ₃₃ F	1-fluorohexadecane (425–608)	66.1	(440)	A, EST	[408-38-8] [87/5][61/13]

TABLE 6. Enthalpies of vaporization of organic compounds, 1880–2002—Continued

Molecular formula	Compound (Temperature range/K)	$\Delta_{\text{vap}}H_m$ (kJ mol ⁻¹)	Mean temperature (T_m /K)	Method	CAS registry number Reference					
C ₁₆ H ₃₃ I	1-iodohexadecane (475–673)	73.0	(490)	A, EST	[70/14]					
					[544-77-4]					
					[87/5][61/13]					
C ₁₆ H ₃₄	hexadecane	81.8±1.3	(298)	CGC	[70/14]					
					[544-76-3]					
					[00/9]					
					[95/21]					
					[95/21]					
					[95/21]					
					[94/14]					
					[94/12]					
					[92/2]					
					[87/5]					
					[77/34]					
					[77/34]					
					[77/34]					
					[77/34]					
					[77/34]					
					[77/34]					
					[72/29]					
C ₁₆ H ₃₄	2-methylpentadecane (417–554)	62.0	(432)	A	[1560-93-6]					
					[87/5]					
					C ₁₆ H ₃₄	3-methylpentadecane (417–555)	61.0	(432)	A	[2882-96-4]
										[87/5]
					C ₁₆ H ₃₄	4-methylpentadecane (411–553)	57.8	(426)	A	[2801-87-8]
										[87/5]
					C ₁₆ H ₃₄	5-methylpentadecane (408–551)	57.3	(423)	A	[25117-33-3]
										[87/5]
					C ₁₆ H ₃₄	7-methylpentadecane (355–410)	66.3	(370)	A	[6165-40-8]
										[87/5]
C ₁₆ H ₃₄	2,3-dimethyltetradecane (412–554)	57.4	(427)	A	[18435-23-9]					
					[87/5]					
C ₁₆ H ₃₄	2,4-dimethyltetradecane (404–539)	60.6	(419)	A	[61868-06-2]					
					[87/5]					
C ₁₆ H ₃₄	2,4,6-trimethyltridecane (395–521)	59.1	(410)	A	[87/5]					
					[4390-04-9]					
					[88/8]					
C ₁₆ H ₃₄	3,3,6,6-tetraethyloctane (301–330)	73.0±1.9	(308)	HSA	[95/27]					
					74.3±1.9	(298)	[95/27]			
					72.3±1.8	(298)	CGC	[95/27]		
C ₁₆ H ₃₄ N ₂	bis(1,1,3,3-tetramethylbutyl)diazene	66.5±0.6	(298)	C	[39198-34-0]					
C ₁₆ H ₃₄ O	1-hexadecanol (328–362)	100.4	(347)	GS	[76/3]					
					[36653-82-4]					
					[01/3]					
					[01/3]					
					[00/10]					
					[92/14]					
					[87/5]					
					[87/5][74/13]					
					[73/26]					
					[73/26]					
					[87/5][70/2]					
					[69/5]					
					[65/15]					
C ₁₆ H ₃₄ O	2-hexadecanol (333–453)	102.2	(348)	A, EB	[14852-31-4]					
					[99/11]					
C ₁₆ H ₃₄ O ₃	2[2-(dodecyloxy)ethoxy]ethanol (448–489)	82.1	(463)	A	[3055-93-4]					

TABLE 6. Enthalpies of vaporization of organic compounds, 1880–2002—Continued

Molecular formula	Compound (Temperature range/K)	$\Delta_{\text{vap}}H_m$ (kJ mol ⁻¹)	Mean temperature (T_m /K)	Method	CAS registry number Reference
C ₁₆ H ₃₄ S	1-hexadecanethiol (470–643)	72.4	(485)		[2917-26-2] [99/16]
C ₁₆ H ₃₄ S	dioctyl sulfide (465–550)	95.0±10.7	(298)	EB	[2690-08-6] [97/7]
C ₁₆ H ₃₄ S ₂	dioctyl disulfide (479–656)	73.9	(494)		[822-27-5] [99/16]
C ₁₆ H ₃₅ N	dioctylamine (448–597)	87.1±1.3	(298)	EB	[1120-48-5] [96/4]
C ₁₆ H ₃₅ N	hexadecylamine (498–609)	66.9	(513)	A	[143-27-1] [87/5]
C ₁₆ H ₃₅ N	N,N-dimethyl-2-pentylnonylamine (401–552)	64.8	(425)	EB	[87/3]
C ₁₆ H ₃₆ N ₂	tetrabutyl hydrazine (392–453)	51.1	(407)	A	[60678-70-8] [87/5]
C ₁₇ H ₁₀ O	benzanthrone (498–673)	91.4	(513)	A	[82-05-3] [87/5][47/5]
C ₁₇ H ₁₂	1,2-benzofluorene (323–473)	83.7	(398)	GC	[238-84-6] [02/18]
C ₁₇ H ₁₂	2,3-benzofluorene (323–473)	84.7	(398)	GC	[243-17-4] [02/18]
C ₁₇ H ₁₃ N	5-methyl-5 <i>H</i> -indeno[2,1- <i>b</i>]quinoline (375–388)	122.2	(381)	A	[6626-64-8] [87/5]
C ₁₇ H ₁₈ O ₃	2-hydroxy-4-butoxybenzophenone (393–443)	92.7	(418)	ME	[84/1]
C ₁₇ H ₁₈ O ₃	4-(<i>tert</i> -butylphenyl) salicylate (336–438)	90.4	(351)	A, UV	[87-18-3] [87/5][60/2]
C ₁₇ H ₂₄ O ₂	menthyl benzoate (396–574)	69.9	(411)	A	[6284-35-1] [87/5][47/5]
C ₁₇ H ₂₈	undecylbenzene (450–622)	66.7 84.7	(465) (298)		[6742-54-7] [99/16] [71/28]
C ₁₇ H ₂₈ O	4-methyl-2,6-di- <i>tert</i> -pentylphenol (438–556)	65.9	(453)	A	[56103-67-4] [87/5]
C ₁₇ H ₂₈ O ₂	1,3-dimethoxy-2-nonylbenzene (443–509)	79.2	(458)	A, GC	[55095-35-7] [87/5][75/24]
C ₁₇ H ₃₂	1-heptadecyne (438–607)	62.7	(453)		[26186-00-5] [99/16]
C ₁₇ H ₃₂	2-heptadecyne (446–619)	63.7	(461)		[61847-96-9] [99/16]
C ₁₇ H ₃₂	3-heptadecyne (438–607)	62.5	(453)		[61886-63-3] [99/16]
C ₁₇ H ₃₂ Cl ₄	1,1,1,1,17-tetrachloroheptadecane (351–418)	108.0	(366)	A	[93479-16-4] [87/5]
C ₁₇ H ₃₂ O ₂	oxa-2-cyclooctadecanone (403–463)	73.5	(418)	A	[5637-97-8] [87/5]
C ₁₇ H ₃₂ O ₂	tetradecyl acrylate (458–601)	69.4	(473)	A	[21643-42-5] [87/5]
C ₁₇ H ₃₂ O ₂	(<i>Z</i>) 9-pentadecenyl acetate (363–408)	93.6	(298)	GC	[35835-77-9] [97/13][00/10]
C ₁₇ H ₃₂ O ₂	(<i>E</i>) 9-pentadecenyl acetate (363–408)	94.3	(298)	GC	[64437-41-8] [97/13][00/10]
C ₁₇ H ₃₂ O ₂	(<i>Z</i>) 10-pentadecenyl acetate (363–408)	94.1	(298)	GC	[64437-43-0] [97/13][00/10]
C ₁₇ H ₃₂ O ₂	(<i>E</i>) 10-pentadecenyl acetate (363–408)	94.6	(298)	GC	[64437-45-2] [97/13][00/10]
C ₁₇ H ₃₂ O ₂	(<i>Z</i>) 11-pentadecenyl acetate (363–408)	94.6	(298)	GC	[35153-25-4] [97/13][00/10]
C ₁₇ H ₃₂ O ₂	(<i>E</i>) 11-pentadecenyl acetate (363–408)	94.9	(298)	GC	[40535-40-8] [97/13][00/10]
C ₁₇ H ₃₂ O ₂	(<i>Z</i>) 12-pentadecenyl acetate (363–408)	95.1	(298)	GC	[70711-45-4] [97/13][00/10]
C ₁₇ H ₃₂ O ₂	(<i>E</i>) 12-pentadecenyl acetate (363–408)	94.5	(298)	GC	[73304-17-3] [97/13][00/10]
C ₁₇ H ₃₂ O ₂	(<i>Z</i>) 13-pentadecenyl acetate				[70711-46-5]

TABLE 6. Enthalpies of vaporization of organic compounds, 1880–2002—Continued

Molecular formula	Compound (Temperature range/K)	$\Delta_{\text{vap}}H_m$ (kJ mol ⁻¹)	Mean temperature (T_m /K)	Method	CAS registry number Reference	
C ₁₇ H ₃₂ O ₂	(363–408)	95.9	(298)	GC	[97/13][00/10]	
	(E) 13-pentadecenyl acetate					
C ₁₇ H ₃₂ O ₃	(363–408)	95.9	(298)	GC	[97/13][00/10]	
	1,8-dioxa-9-cyclononadecanone				[1725-00-4]	
C ₁₇ H ₃₂ O ₄	(403–463)	77.0	(418)	A	[87/5]	
	dibutyl nonadioate				[2917-73-9]	
C ₁₇ H ₃₂ O ₅	(313–450)	88.4	(328)	A	[87/5]	
	nonyl[1-(butoxycarbonyl)ethyl]carbonate					
C ₁₇ H ₃₃ N	(420–534)	73.8	(435)	A	[87/5]	
	heptadecanonitrile				[5399-02-0]	
C ₁₇ H ₃₄	(425–620)	81.2	(440)	A	[87/5]	
	dodecylcyclopentane				[5634-30-0]	
C ₁₇ H ₃₄	(450–619)	68.0	(465)		[99/16]	
		85.5	(298)		[71/28]	
	undecylcyclohexane				[54105-66-7]	
	(450–622)	67.0	(465)		[99/16]	
C ₁₇ H ₃₄		84.6	(298)		[71/28]	
	1-heptadecene				[6765-39-5]	
	(598–746)	55.5	(613)		[99/16]	
	(376–432)	72.3	(391)	A	[87/5]	
C ₁₇ H ₃₄ O		84.9	(298)		[71/28]	
	2-heptadecanone				[2922-51-2]	
C ₁₇ H ₃₄ O	(402–593)	77.0	(417)	A	[87/5][47/5]	
	9-heptadecanone				[540-08-9]	
C ₁₇ H ₃₄ O ₂	(439–482)	78.3	(454)	A, ME	[87/5][38/8]	
	methyl hexadecanoate (methyl palmitate)				[112-39-0]	
		93.4	(350)		[02/27]	
		83.3±0.4	(397)		[02/27]	
		96.8±0.6	(298)		[02/27]	
	(463–523)	96.4	(298)	GC	[97/28]	
	(433–473)	93.2	(298)	CGC	[95/21]	
	(453–543)	78.2	(498)	GC	[93/9]	
	(287–322)	U69.6	(302)	A	[87/5]	
	(411–543)	82.4	(426)	A	[87/5][63/16]	
	(378–445)	82.6	(393)	MG, OM	[52/13]	
	(422–475)	71.4	(437)		[48/8]	
	C ₁₇ H ₃₄ O ₂	isopropyl tetradecanoate				[110-27-0]
		(413–466)	70.2	(428)	A	[87/5][48/8]
C ₁₇ H ₃₄ O ₂					[84/9]	
	propyl tetradecanoate				[14303-70-9]	
	(420–474)	71.3	(435)	A	[87/5][48/8]	
C ₁₇ H ₃₄ O ₂					[84/9]	
	heptadecanoic acid				[506-12-7]	
	(449–637)	100.7	(464)	A	[87/5]	
C ₁₇ H ₃₄ O ₃	(357–382)	112.7±2.0	(372)	ME, TE	[82/4]	
	tetradecyl lactate				[1323-03-1]	
C ₁₇ H ₃₄ O ₃	(388–608)	86.4	(403)	A	[87/5]	
	1-bromoheptadecane				[3508-00-7]	
C ₁₇ H ₃₅ Br	(472–673)	71.6	(487)	A, EST	[87/5][61/13]	
					[70/14]	
C ₁₇ H ₃₅ Cl	1-chloroheptadecane				[62016-75-5]	
	(450–673)	73.2	(465)	A, EST	[87/5][70/14]	
C ₁₇ H ₃₅ F					[61/13]	
	1-fluoroheptadecane				[117374-49-9]	
	(437–623)	68.4	(452)	A, EST	[87/5][61/13]	
C ₁₇ H ₃₅ I					[70/14]	
	1-iodoheptadecane				[26825-83-2]	
C ₁₇ H ₃₅ NO ₂	(517–673)	73.0	(532)	A, EST	[87/5][61/13]	
					[70/14]	
C ₁₇ H ₃₅ NO ₂	N-tetradecyllactamide				[87/5]	
	(413–491)	107.5	(428)	A	[629-78-7]	
C ₁₇ H ₃₆	heptadecane				[94/12]	
		86.5	(298)		[87/5]	
	(289–320)	91.1	(304)	A	[87/5]	

TABLE 6. Enthalpies of vaporization of organic compounds, 1880–2002—Continued

Molecular formula	Compound (Temperature range/K)	$\Delta_{\text{vap}}H_m$ (kJ mol ⁻¹)	Mean temperature (T_m /K)	Method	CAS registry number Reference
	(488–577)	62.9	(503)	A	[87/5]
		86.0±0.8	(298)	C	[72/29]
		86.2	(298)		[71/28]
	(445–470)	71.6	(457)	ME	[38/8]
C ₁₇ H ₃₆	2-methylhexadecane				[1560-92-5]
	(428–569)	63.5	(443)	A	[87/5][59/15]
C ₁₇ H ₃₆	3-methylhexadecane				[6418-43-5]
	(428–567)	63.4	(443)	A	[87/5][59/15]
C ₁₇ H ₃₆	4-methylhexadecane				[25117-26-4]
	(420–567)	58.7	(435)	A	[87/5][59/15]
C ₁₇ H ₃₆	5-methylhexadecane				[25117-34-4]
	(422–566)	59.8	(437)	A	[87/5][59/15]
C ₁₇ H ₃₆	2,3-dimethylpentadecane				[2882-97-5]
	(424–569)	60.6	(439)	A	[87/5][59/15]
C ₁₇ H ₃₆	2,4-dimethylpentadecane				[61868-07-3]
	(419–546)	65.2	(434)	A	[87/5][59/15]
C ₁₇ H ₃₆	2,4,6-trimethyltetradecane				[101791-53-1]
	(411–534)	64.5	(426)	A	[87/5]
C ₁₇ H ₃₆	4,4-dipropylundecane				
		78.0±1.8	(298)	CGC	[95/27]
C ₁₇ H ₃₆ O	1-heptadecanol				[1454-85-9]
	(460–620)	78.3	(475)	A	[87/5]
	(473–623)	75.9	(488)	A	[87/5]
C ₁₇ H ₃₆ S	1-heptadecanethiol				[53193-22-9]
	(481–657)	74.6	(496)		[99/16]
C ₁₇ H ₃₇ N	heptadecylamine				[4200-95-7]
	(522–636)	68.2	(537)	A	[87/5][56/17]
C ₁₈ H ₁₂	benz[a]anthracene				[56-55-3]
	(343–453)	91.0	(398)	GC	[90/2]
C ₁₈ H ₁₂	triphenylene				[217-59-4]
	(323–473)	88.5	(398)	GC	[02/18]
	(535–768)	67.7	(550)		[99/16]
C ₁₈ H ₁₂	chrysene				[218-01-9]
	(323–473)	89.6	(398)	GC	[02/18]
C ₁₈ H ₁₄	<i>o</i> -terphenyl				[84-15-1]
	(335–368)	81.0±0.4	(352)	GS	[97/1]
	(335–368)	84.2±0.4	(298)	GS	[97/1]
	(576–786)	60.5	(591)	DSC	[96/10]
	(343–462)	77.6	(403)		[89/14]
	(462–650)	68.5	(477)	A	[87/5]
C ₁₈ H ₁₄	<i>m</i> -terphenyl				[92-06-8]
		97.2±0.3	(298)	CGC	[01/1]
	(462–691)	76.1	(477)	A	[87/5]
C ₁₈ H ₁₄	<i>p</i> -terphenyl				[92-94-4]
	(323–473)	79.2	(398)	GC	[02/18]
	(499–700)	79.2	(514)	A	[87/5]
C ₁₈ H ₁₄ N ₄ O ₂	1,4- <i>bis</i> [(4-hydroxyphenyl)azo]benzene				[21811-64-3]
	(473–533)	68.0	(488)	A	[87/5]
C ₁₈ H ₁₅ N	triphenylamine				[603-34-9]
	(473–640)	65.2	(488)	A	[87/5]
C ₁₈ H ₁₅ NO ₂	N-9-anthryldiacetamide				[3808-37-5]
	(399–455)	106.3	(414)	A	[87/5]
C ₁₈ H ₁₅ O ₄ P	triphenyl phosphate				[115-86-6]
	(548–683)	81.4	(563)	IA	[87/5][57/8]
C ₁₈ H ₁₅ P	triphenylphosphine				[603-35-0]
	(483–660)	71.2	(498)	A	[87/5]
	(364–392)	91.4±2	(378)	TE, ME	[81/3]
C ₁₈ H ₁₆ O ₂	2- <i>tert</i> -butyl-9,10-anthraquinone				[84-47-9]
	(483–523)	101.4	(498)	A	[87/5]
C ₂₈ H ₁₈	2-(<i>tert</i> -butyl)anthracene				
	(323–473)	84.5	(398)	GC	[02/18]
C ₁₈ H ₁₈	9-butylanthracene				[1498-69-7]
	(422–492)	77.1	(437)	A	[87/5]
	(328–373)	83.9	(343)	A	[87/5][64/12]

TABLE 6. Enthalpies of vaporization of organic compounds, 1880–2002—Continued

Molecular formula	Compound (Temperature range/K)	$\Delta_{\text{vap}}H_m$ (kJ mol ⁻¹)	Mean temperature (T_m /K)	Method	CAS registry number Reference
C ₁₈ H ₁₈	1-methyl-7-isopropylphenanthrene (539–678)	54.0	(554)	A	[483-65-8] [87/5]
C ₁₈ H ₂₂	1,6-diphenylhexane (293–373)	88.0	(308)	A	[1087-49-6] [87/5][64/12]
C ₁₈ H ₂₂	2,2-di(p-tolyl)butane (298–473)	85.4	(313)		[99/16]
C ₁₈ H ₂₂	1-p-tolyl-(1-p-propylphenyl)ethane (298–473)	85.4	(313)		[99/16]
C ₁₈ H ₂₂	1-o-tolyl-p-tolylbutane (298–473)	85.4	(313)		[99/16]
C ₁₈ H ₂₂ N ₄	<i>trans, trans</i> -1,6-diphenyl-3,3,4,4-tetramethyl-1,2,5,6-tetraazaahexane (348–388)	92.8 ± 1.5	(368)	GS	[93/16]
C ₁₈ H ₂₄	1,2,3,4,4a,7,8,9,10,12,12a-dodecahydrochrysene (318–358)	84.2	(333)	A	[1610-22-6] [87/5][47/5]
C ₁₈ H ₂₄ O ₄	butylcyclohexylphthalate (368–485)	94.3	(383)	A	[84-64-0] [87/5]
C ₁₈ H ₂₆ O ₄	diisopentylphthalate (390–610)	81.6	(405)	A	[606-50-5] [87/5]
C ₁₈ H ₂₆ O ₄	dipentylphthalate (323–390)	87.3	(338)	T	[131-18-0] [49/9]
	(303–500)	99.4	(318)	A, ME	[87/5][48/10]
C ₁₈ H ₂₈	1,2,3,4-tetrahydro-6-octyl-naphthalene (503–574)	103.3	(538)		[66553-12-6] [99/16]
C ₁₈ H ₃₀	dodecylbenzene				[123-01-3]
	(333–453)	83.2	(348)		[00/4] [93/10]
	(496–609)	67.4	(511)	A	[87/5]
	(336–456)	80.6	(356)	GS	[86/6]
		89.6	(298)		[71/28]
C ₁₈ H ₃₀	perhydrochrysene (273–353)	82.4	(288)		[2090-14-4] [64/12]
C ₁₈ H ₃₀	hexaethylbenzene (407–572)	62.6	(422)	A	[604-88-6] [87/5][47/5]
C ₁₈ H ₃₀	1,2,4,5-tetraisopropylbenzene (410–575)	61.1 ± 0.3	(420)	EB	[635-11-0] [02/20]
	(410–575)	56.8 ± 0.3	(460)	EB	[02/20]
	(410–575)	52.3 ± 0.5	(500)	EB	[02/20]
	(410–575)	47.5 ± 0.9	(540)	EB	[02/20]
C ₁₈ H ₃₀ O ₂	1,3-dimethoxy-4-decylbenzene (443–493)	76.6	(458)	A, GC	[59968-12-6] [87/5][75/24]
C ₁₈ H ₃₀ O ₂	1,3-dimethoxy-5-decylbenzene (459–519)	78.4	(474)	A, GC	[41442-52-8] [87/5][75/24]
C ₁₈ H ₃₀ O ₄	1,4- <i>bis</i> (1,1-diethoxyethyl)benzene (329–347)	88.5	(338)	A	[47189-08-2] [87/5]
C ₁₈ H ₃₀ O ₆	<i>trans</i> aconitic acid, tributyl ester (385–483)	87.4	(400)	A	[7568-58-3] [87/5]
C ₁₈ H ₃₀ O ₆	diethylene glycol dicarboxylic acid, di[1-(isopropoxycarbonyl) ethyl] ester (418–493)	97.6	(433)	A	[87/5]
C ₁₈ H ₃₀ O ₆	diethylene glycol dicarboxylic acid, di[1-(propoxycarbonyl) ethyl] ester (418–514)	101.5	(433)	A	[87/5]
C ₁₈ H ₃₂	9-butyltetrahydroanthracene (420–456)	72.8	(435)	A	[87/5]
C ₁₈ H ₃₂	1,2-dicyclohexylcyclohexane (375–563)	72.8	(390)	A	[2456-43-1] [87/5]
C ₁₈ H ₃₂	1,6-dicyclohexylcyclohexane (288–373)	85.9	(303)	A	[1610-23-7] [87/5][64/12]
C ₁₈ H ₃₂ O	6,10,14-trimethyl-3,5-pentadecadien-2-one (404–560)	43.4 ± 0.5	(482)		[1604-32-6] [88/4]
C ₁₈ H ₃₂ O ₆	tributyl 1,2,3-propanetricarboxylate (385–482)	87.8	(400)	A	[38094-11-0] [87/5]
	(323–368)	81.9	(328)	T	[49/16]
C ₁₈ H ₃₄	1-octadecyne (450–623)	64.9	(465)		[629-89-0] [99/16]
C ₁₈ H ₃₄	2-octadecyne				[61847-97-0]

TABLE 6. Enthalpies of vaporization of organic compounds, 1880–2002—Continued

Molecular formula	Compound (Temperature range/K)	$\Delta_{\text{vap}}H_m$ (kJ mol ⁻¹)	Mean temperature (T_m /K)	Method	CAS registry number Reference
C ₁₈ H ₃₄	(458–633) 3-octadecyne	65.7	(473)		[99/16] [61886-64-4]
C ₁₈ H ₃₄ O ₂	(449–622) <i>cis</i> 9-octadecenoic acid	64.5	(464)		[99/16] [112-80-1]
C ₁₈ H ₃₄ O ₂	(441–633) <i>trans</i> 9-octadecenoic acid	83.8	(456)	A	[87/5]
C ₁₈ H ₃₄ O ₂	(444–635) tetradecyl methacrylate	82.3	(459)	A	[112-79-8] [87/5][47/5]
C ₁₈ H ₃₄ O ₂	(463–611) (Z) 3-hexadecenyl acetate	69.1	(478)	A	[2549-53-3] [87/5]
C ₁₈ H ₃₄ O ₂	(373–418) (E) 3-hexadecenyl acetate	98.5	(298)	GC	[141694-86-2] [97/13][00/10]
C ₁₈ H ₃₄ O ₂	(373–418) (Z) 4-hexadecenyl acetate	99.1	(298)	GC	[128984-60-1] [97/13][00/10]
C ₁₈ H ₃₄ O ₂	(373–418) (E) 4-hexadecenyl acetate	97.7	(298)	GC	[65954-24-7] [97/13][00/10]
C ₁₈ H ₃₄ O ₂	(373–418) (Z) 5-hexadecenyl acetate	98.9	(298)	GC	[155055-27-9] [97/13][00/10]
C ₁₈ H ₃₄ O ₂	(373–418) (E) 5-hexadecenyl acetate	98.0	(298)	GC	[34010-18-9] [97/13][00/10]
C ₁₈ H ₃₄ O ₂	(373–418) (Z) 6-hexadecenyl acetate	98.8	(298)	GC	[56218-65-6] [97/13][00/10]
C ₁₈ H ₃₄ O ₂	(373–418) (E) 6-hexadecenyl acetate	97.8	(298)	GC	[34010-19-0] [97/13][00/10]
C ₁₈ H ₃₄ O ₂	(373–418) (Z) 7-hexadecenyl acetate	98.6	(298)	GC	[56218-66-7] [97/13][00/10]
C ₁₈ H ₃₄ O ₂	(373–418) (E) 7-hexadecenyl acetate	97.8	(298)	GC	[23192-42-9] [97/13][00/10]
C ₁₈ H ₃₄ O ₂	(373–418) (Z) 8-hexadecenyl acetate	98.5	(298)	GC	[23192-83-8] [97/13][00/10]
C ₁₈ H ₃₄ O ₂	(373–418) (E) 8-hexadecenyl acetate	97.8	(298)	GC	[56218-67-8] [97/13][00/10]
C ₁₈ H ₃₄ O ₂	(373–418) (Z) 9-hexadecenyl acetate	98.6	(298)	GC	[56218-68-9] [97/13][00/10]
C ₁₈ H ₃₄ O ₂	(373–418) (E) 9-hexadecenyl acetate	98.2	(298)	GC	[34010-20-3] [97/13][00/10]
C ₁₈ H ₃₄ O ₂	(373–418) (Z) 10-hexadecenyl acetate	98.9	(298)	GC	[56218-69-0] [97/13][00/10]
C ₁₈ H ₃₄ O ₂	(373–418) (E) 10-hexadecenyl acetate	98.5	(298)	GC	[56218-70-3] [97/13][00/10]
C ₁₈ H ₃₄ O ₂	(373–418) (Z) 11-hexadecenyl acetate	99.1	(298)	GC	[56218-71-4] [97/13][00/10]
C ₁₈ H ₃₄ O ₂	(373–418) (E) 11-hexadecenyl acetate	98.9	(298)	GC	[34010-21-4] [97/13][00/10]
C ₁₈ H ₃₄ O ₂	(373–418) (Z) 12-hexadecenyl acetate	99.5	(298)	GC	[56218-72-5] [97/13][00/10]
C ₁₈ H ₃₄ O ₂	(373–418) (E) 12-hexadecenyl acetate	99.5	(298)	GC	[56218-73-6] [97/13][00/10]
C ₁₈ H ₃₄ O ₂	(373–418) (Z) 13-hexadecenyl acetate	99.8	(298)	GC	[64789-90-8] [97/13][00/10]
C ₁₈ H ₃₄ O ₂	(373–418) (E) 13-hexadecenyl acetate	100.0	(298)	GC	[56218-74-7] [97/13][00/10]
C ₁₈ H ₃₄ O ₄	(470–595) dihexyl adipate	80.4	(485)	A	[110-33-8] [87/5]
C ₁₈ H ₃₄ O ₄	(401–520) dibutyl decanedioate	94.3	(416)	A	[109-43-3] [87/5]
C ₁₈ H ₃₄ O ₅	(391–503) decyl[1-(butoxycarbonyl)ethyl]carbonate	79.3	(406)	A	[87/5]
C ₁₈ H ₃₄ O ₆	(313–528) triethylene glycol, <i>bis</i> (2-ethylbutyrate)	91.7	(328)	A	[95-08-9] [87/5]
C ₁₈ H ₃₅ N	(478–631) stearonitrile	78.6	(493)	A	[638-65-3] [87/5]
C ₁₈ H ₃₆	tridecylcyclopentane				[6006-34-4]

TABLE 6. Enthalpies of vaporization of organic compounds, 1880–2002—Continued

Molecular formula	Compound (Temperature range/K)	$\Delta_{\text{vap}}H_m$ (kJ mol ⁻¹)	Mean temperature (T_m /K)	Method	CAS registry number Reference
C ₁₈ H ₃₆	(463–634)	70.9	(478)		[99/16]
		90.5	(298)		[71/28]
C ₁₈ H ₃₆	dodecylcyclohexane	88.9±0.8	(298)	GCC	[1795-17-1]
		89.5	(298)		[78/16]
C ₁₈ H ₃₆	(299–324)	93.4	(311)	A, ME	[87/5][49/14]
	1-octadecene				[112-88-9]
C ₁₈ H ₃₆ O	(399–589)	76.4	(414)	A	[87/5]
		90.0	(298)		[71/28]
C ₁₈ H ₃₆ O	(Z) 3-octadecen-1-ol				[41207-35-6]
C ₁₈ H ₃₆ O	(393–433)	120.5	(298)	CGC	[00/10][94/13]
	(E) 3-octadecen-1-ol				[41207-36-7]
C ₁₈ H ₃₆ O	(Z) 9-octadecen-1-ol				[00/10][94/13]
C ₁₈ H ₃₆ O	(393–433)	120.0	(298)	CGC	[143-28-2]
	(E) 9-octadecen-1-ol				[00/10][94/13]
C ₁₈ H ₃₆ O	(Z) 11-octadecen-1-ol				[506-42-3]
C ₁₈ H ₃₆ O	(393–433)	120.1	(298)	CGC	[00/10][94/13]
	(E) 11-octadecen-1-ol				[57716-88-8]
C ₁₈ H ₃₆ O	(Z) 13-octadecen-1-ol				[00/10][94/13]
C ₁₈ H ₃₆ O	(393–433)	119.6	(298)	CGC	[62972-93-4]
	(E) 13-octadecen-1-ol				[00/10][94/13]
C ₁₈ H ₃₆ O	(Z) 13-octadecen-1-ol				[69820-27-5]
C ₁₈ H ₃₆ O	(393–433)	120.8	(298)	CGC	[00/10][94/13]
	(E) 13-octadecen-1-ol				[76836-10-7]
C ₁₈ H ₃₆ O	(Z) 13-octadecen-1-ol				[00/10][94/13]
C ₁₈ H ₃₆ O	(393–433)	121.2	(298)	CGC	[502-69-2]
	6,10,14-trimethyl-2-pentadecanone				[88/4]
C ₁₈ H ₃₆ O	(402–500)	56.0±0.6	(451)		[638-66-4]
C ₁₈ H ₃₆ O	octadecanal				[87/5][47/5]
C ₁₈ H ₃₆ O ₂	(413–616)	75.7	(428)	A	[629-70-9]
	hexadecyl acetate				[97/13][00/10]
C ₁₈ H ₃₆ O ₂	(373–418)	102.3	(298)	GC	[87/5]
	(431–469)	70.3	(446)	A	[628-97-7]
C ₁₈ H ₃₆ O ₂	ethyl palmitate				[87/5]
C ₁₈ H ₃₆ O ₂	(429–466)	73.9	(444)	A	[87/5][67/22]
	(298–318)	100.7	(308)	ME	[1731-92-6]
C ₁₈ H ₃₆ O ₂	methyl heptadecanoate				[02/27]
		89.3	(350)		[02/27]
C ₁₈ H ₃₆ O ₂		89.0±0.7	(353)		[02/27]
		97.0±1.2	(298)		[02/27]
C ₁₈ H ₃₆ O ₂	(421–525)	84.4	(436)	A, EST	[87/5][63/16]
	octadecanoic acid (stearic acid)				[55-11-4]
C ₁₈ H ₃₆ O ₂	(349–415)	124.3	(364)	A	[87/5]
	(457–649)	100.6	(472)	A	[87/5]
C ₁₈ H ₃₆ O ₂	(366–389)	118.9±2.0	(379)	ME, TE	[82/4]
		79.8	(515)	I	[43/7]
C ₁₈ H ₃₇ Br	1-bromooctadecane				[112-89-0]
C ₁₈ H ₃₇ Cl	(430–673)	81.0	(445)	A, EST	[87/5][61/13]
					[70/14]
C ₁₈ H ₃₇ Cl	1-chlorooctadecane				[3386-33-2]
	(333–393)	96.9	(333)	GC	[80/14]
C ₁₈ H ₃₇ F	(333–393)	93.4	(353)	GC	[80/14]
	(333–393)	88.4	(373)	GC	[80/14]
C ₁₈ H ₃₇ F	(333–393)	86.7	(393)	GC	[80/14]
	(472–673)	74.2	(487)	A	[87/5][70/14]
C ₁₈ H ₃₇ F	1-fluorooctadecane				[1649-73-6]
C ₁₈ H ₃₇ I	(477–633)	68.2	(492)	A, EST	[87/5][61/13]
					[70/14]
C ₁₈ H ₃₇ I	1-iodooctadecane				[629-93-6]
C ₁₈ H ₃₈	(496–673)	77.2	(511)	A, EST	[87/5][61/13]
					[70/14]
C ₁₈ H ₃₈	octadecane				[593-45-3]
		90.6±1.0	(298)	CGC	[02/44]
C ₁₈ H ₃₈		91.3±2.9	(298)	GS	[01/1]
		91.4±1.3	(298)	CGC	[00/9]

TABLE 6. Enthalpies of vaporization of organic compounds, 1880–2002—Continued

Molecular formula	Compound (Temperature range/K)	$\Delta_{\text{vap}}H_m$ (kJ mol ⁻¹)	Mean temperature (T_m /K)	Method	CAS registry number Reference
	(363–413)	91.8	(298)	CGC	[95/21]
	(423–473)	91.8	(298)	CGC	[95/21]
	(453–503)	92.8	(298)	CGC	[95/21]
	(413–588)	74.4	(428)		[94/14]
		91.4	(298)		[94/12]
	(501–548)	64.8	(516)		[87/5]
	(335–439)	80.0	(348)	GS	[86/6]
	(318–361)	84.3	(333)	A, GS	[87/5][79/11]
		72.5	(343)	GC	[77/34]
		71.8	(353)	GC	[77/34]
		71.1	(363)	GC	[77/34]
		70.5	(373)	GC	[77/34]
		69.8	(383)	GC	[77/34]
		90.8	(298)		[71/28]
	(447–474)	78.1	(460)	ME	[38/8]
	(447–590)	69.4	(462)		[1882/1][84/9]
C ₁₈ H ₃₈	2-methylheptadecane				[1560-89-0]
	(442–581)	67.8	(457)	A	[87/5][59/15]
C ₁₈ H ₃₈	3-methylheptadecane				[6418-44-6]
	(441–583)	65.6	(456)	A	[87/5][59/15]
C ₁₈ H ₃₈	4-methylheptadecane				[26429-11-8]
	(429–580)	58.9	(444)	A	[87/5][59/15]
C ₁₈ H ₃₈	5-methylheptadecane				[26730-95-0]
	(432–581)	61.1	(447)	A	[87/5][59/15]
C ₁₈ H ₃₈	2,3-dimethylhexadecane				[61868-02-8]
	(466–583)	64.9	(481)	A	[87/5][59/15]
C ₁₈ H ₃₈	2,4-dimethylhexadecane				[61868-08-4]
	(434–562)	69.0	(449)	A	[87/5][59/15]
C ₁₈ H ₃₈	2,4,6-trimethylpentadecane				[101882-67-1]
	(420–550)	64.3	(435)	A	[87/5][99/16]
C ₁₈ H ₃₈	4,9-diisopropyldodecane				[59/15]
	(368–424)	70.0	(383)	A	[87/5]
C ₁₈ H ₃₈ O	1-octadecanol				[112-92-5]
	(435–504)	86.4	(450)	A	[87/5]
	(500–573)	76.3	(515)	A	[87/5]
	(494–575)	76.9	(509)	A, EB	[87/5][70/2]
	(334–356)	113.5	(345)	A, ME	[87/5][65/15]
C ₁₈ H ₃₈ S	1-octadecanethiol				[2885-00-9]
	(492–670)	77.1	(507)	EST	[99/16]
C ₁₈ H ₃₈ S ₂	dinonyl disulfide				[4485-77-2]
	(490–650)	78.3	(514)		[99/16]
C ₁₈ H ₃₈ O ₄	2-[2-(2-[dodecyloxy]ethoxy)ethoxy]ethanol				[3055-94-5]
	(475–523)	102.7	(490)	A	[87/5]
C ₁₈ H ₃₉ N	N,N-dimethylhexadecylamine				[112-69-6]
	(483–671)	67.3	(498)	A	[87/5]
C ₁₈ H ₃₉ N	dinonylamine				[2044-21-5]
	(486–676)	67.7	(501)	A	[87/5]
C ₁₈ H ₃₉ N	N-ethylhexadecylamine				[5877-76-9]
	(406–613)	66.4	(421)	A	[87/5][47/5]
C ₁₈ H ₃₉ N	octadecylamine				[124-30-1]
	(450–635)	76.2	(465)	A	[87/5]
C ₁₉ H ₁₃ NO	2-(1-naphthyl)-5-phenyloxazole				[846-63-9]
	(510–595)	89.2	(525)	A	[87/5]
C ₁₉ H ₁₆	triphenylmethane				[519-73-3]
		94.6	(298)	CGC	[98/11]
	(453–503)	95.0	(298)	CGC	[95/21]
	(343–462)	82.0	(403)		[89/14]
	(512–643)	58.6	(527)	A	[87/5]
C ₁₉ H ₁₇ NO ₂	1-piperidinoanthraquinone				[4946-83-2]
	(395–404)	82.0	(399)	A	[87/5]
C ₁₉ H ₂₀ O ₂	3-(diphenylmethyl)-3-methyl-2,4-pentanedione				
	(353–386)	83.1 ± 0.5	(370)	GS	[95/28]
C ₁₉ H ₂₀ O ₄	butyl benzyl phthalate				[85-68-7]
	(416–516)	89.0	(431)	A	[87/5]

TABLE 6. Enthalpies of vaporization of organic compounds, 1880–2002—Continued

Molecular formula	Compound (Temperature range/K)	$\Delta_{\text{vap}}H_m$ (kJ mol ⁻¹)	Mean temperature (T_m /K)	Method	CAS registry number Reference
C ₁₉ H ₂₀ O ₄	dibenzyl ethylmalonate (403–483)	94.1	(418)	A	[74254-53-8] [87/5]
C ₁₉ H ₂₄	dicumenylmethane (303–402) (608–704)	71.0 57.9	(318) (623)		[25566-92-1] [99/16] [99/16]
C ₁₉ H ₃₀	7-phenyl-6-tridecene (323–402)	73.7	(338)	A	[87/5]
C ₁₉ H ₃₂	7-phenyltridecene (391–449)	77.2	(406)	A, MG	[87/5][55/11]
C ₁₉ H ₃₂	tridecylbenzene (473–651) (343–463)	72.0 90.0 94.6	(488) (358) (298)		[123-02-4] [99/16] [90/13] [71/28]
C ₁₉ H ₃₂	7-phenyltridecene (413–470)	76.2	(428)	A, MG	[2400-01-3] [87/5][55/11]
C ₁₉ H ₃₂ O ₂	methyl linolenate (423–503) (394–459)	102.1 87.7	(298) (409)	GC A, MG, OM	[301-00-8] [97/28] [87/5][52/13]
C ₁₉ H ₃₄	tricyclohexylmethane (333–365) (428–605)	81.4 73.3	(348) (443)	A A	[1610-24-8] [87/5][64/12] [87/5]
C ₁₉ H ₃₄ O ₂	linoleic acid, methyl ester (methyl linoleate) (423–503) (453–543) (391–459)	102.2 77.2 86.3	(298) (498) (406)	GC GC A, MG, OM	[112-62-9] [97/28] [93/9] [87/5][52/13]
C ₁₉ H ₃₆	1,1-dicyclohexylheptane (293–368) (422–458)	87.8 73.8	(330) (437)	A A, MG	[2090-15-5] [87/5][99/16] [87/5][55/11]
C ₁₉ H ₃₆	1-nonadecyne (462–637)	66.9	(477)		[26186-01-6] [99/16]
C ₁₉ H ₃₆	2-nonadecyne (469–648)	67.8	(484)		[61847-98-1] [99/16]
C ₁₉ H ₃₆	3-nonadecyne (460–635)	66.5	(475)		[61886-65-5] [99/16]
C ₁₉ H ₃₆ O ₂	methyl <i>cis</i> -9-octadecenoate (methyl oleate) (423–503) (433–473) (453–543)	103.3 99.6 77.2	(298) (298) (498)	GC CGC GC	[112-62-9] [97/28] [95/21] [93/9]
		106.8 ± 1.0	(298)	GCC	[80/5]
		83.0	(443)	A	[87/5][64/13]
		86.7	(416)	MG, OM	[52/13]
C ₁₉ H ₃₆ O ₂	methyl elaidate (453–543)	77.2	(498)	GC	[1937-62-8] [93/9]
C ₁₉ H ₃₆ O ₃	methyl ricinoleate (453–543)	89.3	(498)	GC	[141-24-2] [93/9]
C ₁₉ H ₃₆ O ₅	undecyl[1-(butoxycarbonyl)ethyl]carbonate (438–637)	77.0	(453)	A	[87/5]
C ₁₉ H ₃₇ NO	octadecyl isocyanate (388–494)	77.8	(403)	A	[112-96-9] [87/5]
C ₁₉ H ₃₇ NO ₃	2-[2-ethyl-(hexanoyloxy)]-N,N-dibutylpropionamide (403–448)	83.0	(418)	A	[87/5]
C ₁₉ H ₃₈	tridecylcyclohexane (474–651)	72.2 94.5	(489) (298)		[6006-33-3] [99/16] [71/28]
C ₁₉ H ₃₈	7-cyclohexyltridecene (391–449)	75.6	(406)	A, MG	[13151-92-3] [87/5][55/11]
C ₁₉ H ₃₈	tetradecylcyclopentane (475–648)	73.6 95.4	(490) (298)		[1795-22-8] [99/16] [71/28]
C ₁₉ H ₃₈	7-(cyclopentylmethyl)tridecene (389–446)	76.5	(404)	A, MG	[55044-77-4] [87/5][55/11]
C ₁₉ H ₃₈	1-nonadecene (560–604)	63.3 95.0	(575) (298)	A	[18435-45-5] [87/5] [71/28]
C ₁₉ H ₃₈ O ₂	methyl stearate				[112-61-8]

TABLE 6. Enthalpies of vaporization of organic compounds, 1880–2002—Continued

Molecular formula	Compound (Temperature range/K)	$\Delta_{\text{vap}}H_m$ (kJ mol ⁻¹)	Mean temperature (T_m /K)	Method	CAS registry number Reference
		98.0	(350)		[02/27]
		90.0±0.3	(401)		[02/27]
		105.9±1.4	(298)		[02/27]
	(463–523)	106.2	(298)	GC	[97/28]
	(453–543)	75.4	(498)	GC	[93/9]
	(427–484)	83.2	(442)	A	[87/5][64/13]
C ₁₉ H ₃₈ O ₂	propyl palmitate (439–477)	74.5	(454)	A	[2239-78-3] [87/5][48/8] [84/9]
C ₁₉ H ₃₈ O ₂	isopropyl palmitate (433–471)	73.6	(448)	A	[142-91-6] [87/5][48/8] [84/9]
C ₁₉ H ₃₈ O ₂	nonadecanoic acid (511–659)	94.4	(526)	A	[646-30-0] [87/5]
	(371–394)	121.8	(386)	ME, TE	[82/4]
C ₁₉ H ₃₈ O ₃	hexadecyl lactate (405–556)	90.5	(420)	A	[35274-05-6] [87/5]
C ₁₉ H ₃₈ O ₃	3-octyloxypropionic acid, octyl ester (443–513)	73.6	(458)	A	[87/5]
C ₁₉ H ₃₉ Br	1-bromononadecane (493–673)	77.9	(508)	A, EST	[4434-66-6] [87/5][61/13] [70/14]
C ₁₉ H ₃₉ Cl	1-chlorononadecane (483–673)	76.3	(498)	A	[62016-76-6] [87/5][70/14]
C ₁₉ H ₃₉ F	1-fluorononadecane (458–648)	72.5	(473)	A, EST	[1480-63-3] [87/5][61/13] [70/14]
C ₁₉ H ₃₉ I	1-iodononadecane (506–673)	79.1	(521)	A, EST	[62127-51-9] [87/5][61/13] [70/14]
C ₁₉ H ₃₉ NO ₂	N-hexadecyl lactamide (423–508)	111.0	(438)	A	[87/5]
C ₁₉ H ₃₉ NO ₂	N,N-dioctyl lactamide (453–488)	99.3	(468)	A	[87/5]
C ₁₉ H ₄₀	nonadecane (423–588)	76.2	(438)		[629-92-5] [94/14]
		96.4	(298)		[94/12]
	(456–606)	73.0	(471)	A	[87/5]
		95.8	(298)		[71/28]
C ₁₉ H ₄₀	2-methyloctadecane (451–595)	67.5	(466)	A	[1560-88-9] [87/5][99/16] [59/15]
C ₁₉ H ₄₀	3-methyloctadecane (455–597)	69.2	(470)	A	[6561-44-0] [87/5][99/16] [59/15]
C ₁₉ H ₄₀	4-methyloctadecane (445–596)	63.3	(460)	A	[10544-95-3] [87/5][99/16] [59/15]
C ₁₉ H ₄₀	5-methyloctadecane (445–595)	63.8	(460)	A	[25117-35-5] [87/5][99/16] [59/15]
C ₁₉ H ₄₀	2,3-dimethylheptadecane (447–598)	64.1	(462)		[61868-03-9] [99/16][59/15]
	(493–598)	67.2	(508)	A	[87/5]
C ₁₉ H ₄₀	2,4-dimethylheptadecane (444–574)	70.6	(459)	A	[61868-09-5] [87/5][99/16] [59/15]
C ₁₉ H ₄₀	2,4,6-trimethylhexadecane (435–568)	67.3	(450)	A	[102013-94-5] [87/5][99/16] [59/15]
C ₁₉ H ₄₀	7-hexyltridecane (411–444)	75.2	(426)	A	[7225-66-3] [87/5]
C ₁₉ H ₄₀ O	1-nonadecanol (479–640)	81.7	(494)	A	[1454-84-8] [87/5]

TABLE 6. Enthalpies of vaporization of organic compounds, 1880–2002—Continued

Molecular formula	Compound (Temperature range/K)	$\Delta_{\text{vap}}H_m$ (kJ mol ⁻¹)	Mean temperature (T_m /K)	Method	CAS registry number Reference
C ₁₉ H ₄₀ S	(494–635)	80.0	(509)	A	[87/5]
	1-nonadecanethiol				[53193-23-0]
C ₁₉ H ₄₁ N	(502–682)	79.2	(517)	EST	[99/16]
	nonadecylamine				[14130-05-3]
C ₂₀ H ₁₀	(532–647)	72.7	(547)	A, EST	[87/5][56/17]
	corannulene				[5821-51-2]
C ₂₀ H ₁₂		115.5±2.5	(298)	CGC	[02/44]
	perylene				[198-55-0]
C ₂₀ H ₁₂		123.1±1.7	(298)	CGC	[02/44]
	(323–473)	89.9	(398)	GC	[02/18]
	benzo[a]pyrene				[50-32-8]
C ₂₀ H ₁₂	(323–473)	91.0	(398)	GC	[02/18]
	(343–453)	95.5	(398)	GC	[90/2]
C ₂₀ H ₁₂	benzo[e]pyrene				[192-97-2]
	(343–453)	92.0	(398)	GC	[90/2]
C ₂₀ H ₁₂	benzo[k]fluoranthene				[207-08-9]
	(323–473)	88.5	(398)	GC	[02/18]
C ₂₀ H ₁₂	benzo[b]fluoranthene				[205-99-2]
	(323–473)	89.7	(398)	GC	[02/18]
C ₂₀ H ₁₄	9-phenylanthracene				[602-55-1]
	(323–473)	91.6	(398)	GC	[02/18]
	(430–510)	84.4	(445)	A	[87/5]
C ₂₀ H ₁₄ O ₄	(435–513)	86.2	(450)		[99/16][74/35]
	dibenzoyl resorcinol				[94-01-9]
	(399–493)	76.0	(414)	A, UV	[87/5][60/2]
C ₂₀ H ₁₆	7,12-dimethylbenz[a]anthracene				[313-74-6]
	(323–473)	88.9	(398)	GC	[02/18]
	(396–408)	112.9	(402)	A, ME	[87/5][64/22]
C ₂₀ H ₁₆					[99/16]
	5,6-dimethylchrysene				[3697-27-6]
C ₂₀ H ₂₂ N ₂ O ₂	(380–394)	121.7	(387)	A	[87/5]
	1,4-bis(propylamino)anthraquinone				
C ₂₀ H ₂₄ O ₆	(409–463)	118.3	(424)	A	[87/5]
	dibenzo-18-crown-6				[14187-32-7]
C ₂₀ H ₂₆ O ₄		137.0±7.4	(298)	CGC	[00/9]
	dicyclohexyl phthalate				[84-61-7]
C ₂₀ H ₂₈	(391–475)	97.0	(406)	A	[87/5]
	2-butyl-1-hexylnaphthalene				[55000-56-1]
C ₂₀ H ₂₈	(422–485)	80.8	(437)		[63/24][84/9]
					[99/16]
C ₂₀ H ₁₆	triphenylethylene				[58-72-0]
	(353–443)	89.7	(398)		[89/14]
C ₂₀ H ₂₈	7-butyl-1-hexylnaphthalene				[55000-55-0]
	(418–481)	78.1	(433)		[63/24][84/9]
C ₂₀ H ₂₈					[99/16]
	1,4-dimethyl-5-octylnaphthalene				[55000-53-8]
C ₂₀ H ₂₈	(432–496)	81.6	(447)		[63/24][84/9]
					[99/16]
C ₂₀ H ₂₈	2,6-dimethyl-3-octylnaphthalene				[55000-54-9]
	(430–494)	80.8	(445)		[63/24][84/9]
C ₂₀ H ₃₀					[99/16]
	hexacyclopropylethane				[26902-55-6]
C ₂₀ H ₃₀ O ₄	(333–373)	85.8±0.2	(298)	GS	[95/27]
	dihexyl phthalate				[84-75-3]
C ₂₀ H ₃₂	(453–533)	92.0	(468)	A	[87/5]
	(343–387)	103.0	(358)	A, ME	[87/5][48/10]
	1,2,3,4-tetrahydro-6-butyl-7-hexylnaphthalene				[66538-96-3]
C ₂₀ H ₃₂	(413–475)	78.1	(428)		[63/24][84/9]
					[99/16]
C ₂₀ H ₃₂	1,2,3,4-tetrahydro-7-butyl-1-hexylnaphthalene				[66205-02-5]
	(409–471)	76.7	(424)		[63/24][84/9]
C ₂₀ H ₃₂					[99/16]
	1,2,3,4-tetrahydro-2,6-dimethyl-7-octylnaphthalene				[55255-59-9]
	(418–480)	79.4	(433)		[63/24][84/9]

TABLE 6. Enthalpies of vaporization of organic compounds, 1880–2002—Continued

Molecular formula	Compound (Temperature range/K)	$\Delta_{\text{vap}}H_m$ (kJ mol ⁻¹)	Mean temperature (T_m /K)	Method	CAS registry number Reference
C ₂₀ H ₃₂	1,2,3,4-tetrahydro-5,8-dimethyl-1-octyl-naphthalene (419–481)	78.6	(434)		[99/16] [55255-58-8] [63/24][84/9]
C ₂₀ H ₃₄	9-cyclohexyltetradecahydroanthracene (419–488)	74.5	(434)	A	[99/16] [55255-70-4] [87/5]
C ₂₀ H ₃₄	tetradecylbenzene (485–665)	74.5 99.6	(500) (298)		[1459-10-5] [99/16] [71/28]
C ₂₀ H ₃₄ O ₂	ethyl linolenate (447–491)	72.7	(462)	A	[1191-41-9] [87/5]
C ₂₀ H ₃₄ O ₁₁	diethylene glycol dicarboxylic acid, di[1-(butoxycarbonyl)ethyl] ester (433–525)	103.6	(448)	A	[87/5]
C ₂₀ H ₃₄ O ₁₁	diethylene glycol dicarboxylic acid, di[1-(sec-butoxycarbonyl)ethyl] ester (418–513)	103.1	(433)	A	[87/5]
C ₂₀ H ₃₄ O ₁₁	diethylene glycol dicarboxylic acid, di[1-(isobutoxycarbonyl)ethyl] ester (415–513)	103.1	(430)	A	[87/5]
C ₂₀ H ₃₆ O ₂	ethyl linoleate (448–497)	72.6	(463)	A	[544-35-4] [87/5]
C ₂₀ H ₃₆ O ₆	(syn- <i>cis</i> /anti- <i>cis</i>) dicyclohexano-18-crown-6 124.2±4.0		(298)	CGC	[00/9]
C ₂₀ H ₃₈	2-butyl-3-hexyldecahydronaphthalene (407–472)	76.9	(422)		[66455-55-8] [63/24][84/9] [99/16]
C ₂₀ H ₃₈	7-butyl-1-hexyldecahydronaphthalene (407–467)	80.0	(422)		[66455-54-7] [63/24][84/9] [99/16]
C ₂₀ H ₃₈	1,4-dimethyl-5-octyldecahydronaphthalene (404–466)	73.9	(419)		[54964-83-9] [63/24][84/9] [99/16]
C ₂₀ H ₃₈	2,6-dimethyl-3-octyldecahydronaphthalene (406–469)	76.4	(421)		[54964-85-1] [63/24][84/9]
C ₂₀ H ₃₈	3,4-dicyclohexyl-3,4-dimethylhexane (343–365)	78.4	(359)		[26527-76-4] [99/16][80/16]
C ₂₀ H ₃₈	1-eicosyne (473–651)	68.9	(488)		[765-27-5] [99/16]
C ₂₀ H ₃₈	2-eicosyne (480–661)	69.8	(495)		[61847-99-2] [99/16]
C ₂₀ H ₃₈	3-eicosyne (470–648)	68.4	(485)		[61886-66-6] [99/16]
C ₂₀ H ₃₈ O	3,7,11,15-tetramethyl-1-hexadecyn-3-ol (403–457)	43.8±1.9	(430)		[29171-23-1] [88/4]
C ₂₀ H ₃₈ O ₂	ethyl oleate (384–481)	92.4	(399)	A	[111-62-6] [87/5]
C ₂₀ H ₃₈ O ₂	hexadecyl methacrylate (431–541)	73.1	(446)	A	[2495-27-4] [87/5]
C ₂₀ H ₃₈ O ₂	(Z) 3-octadecenyl acetate (393–438)	108.7	(298)	GC	[97/13][00/10]
C ₂₀ H ₃₈ O ₂	(E) 3-octadecenyl acetate (393–438)	109.3	(298)	GC	[97/13][00/10]
C ₂₀ H ₃₈ O ₂	(Z) 9-octadecenyl acetate (393–438)	107.8	(298)	GC	[693-80-1] [97/13][00/10]
C ₂₀ H ₃₈ O ₂	(E) 9-octadecenyl acetate (393–438)	108.7	(298)	GC	[22147-38-2] [97/13][00/10]
C ₂₀ H ₃₈ O ₂	(Z) 11-octadecenyl acetate (393–438)	108.4	(298)	GC	[6186-98-7] [97/13][00/10]
C ₂₀ H ₃₈ O ₂	(E) 11-octadecenyl acetate (393–438)	109.1	(298)	GC	[69282-64-0] [97/13][00/10]
C ₂₀ H ₃₈ O ₂	(Z) 13-octadecenyl acetate (393–438)	108.7	(298)	GC	[60037-58-3] [97/13][00/10]
C ₂₀ H ₃₈ O ₂	(E) 13-octadecenyl acetate (393–438)	109.8	(298)	GC	[97/13][00/10]
C ₂₀ H ₃₈ O ₂	(Z) 15-octadecenyl acetate (393–438)	110.2	(298)	GC	[97/13][00/10]

TABLE 6. Enthalpies of vaporization of organic compounds, 1880–2002—Continued

Molecular formula	Compound (Temperature range/K)	$\Delta_{\text{vap}}H_m$ (kJ mol ⁻¹)	Mean temperature (T_m /K)	Method	CAS registry number Reference
C ₂₀ H ₃₈ O ₂	(E) 15-octadecenyl acetate (393–438)	110.5	(298)	GC	[97/13][00/10]
C ₂₀ H ₃₈ O ₄	dioctyl succinate (503–523)	94.2	(513)	A	[14491-66-8] [87/5]
C ₂₀ H ₃₈ O ₄	dipentyl sebacate (353–408)	99.2	(368)	A	[6819-09-6] [87/5]
C ₂₀ H ₃₈ O ₅	dodecyl[1-(butoxycarbonyl)ethyl] carbonate (408–498)	82.8	(423)	A	[87/5]
C ₂₀ H ₄₀	1-eicosene (478–638)	74.3	(493)		[3452-07-1] [99/16]
	(573–615)	65.0	(588)	A	[87/5]
		100.0	(298)		[71/28]
C ₂₀ H ₄₀	tetradecylcyclohexane (486–665)	74.7	(501)		[1795-18-2] [99/16]
		99.4	(298)		[71/28]
C ₂₀ H ₄₀	pentadecylcyclopentane (486–661)	76.5	(501)		[4669-01-6] [99/16]
		100.3	(298)		[71/28]
C ₂₀ H ₄₀ O	3,7,11,15-tetramethyl-1-hexadecen-3-ol (439–468)	67.0±2.0	(453)		[60046-87-9] [88/4]
C ₂₀ H ₄₀ O ₂	octadecyl acetate (393–438)	113.5	(298)	GC	[822-23-1] [97/13][00/10]
	(341–500)	94.3	(356)	A	[87/5]
C ₂₀ H ₄₀ O ₂	butyl palmitate (353–383)	93.8	(368)	A	[111-06-8] [87/5]
C ₂₀ H ₄₀ O ₂	decyl decanoate (341–398)	97.8	(356)	A	[1654-86-0] [87/5]
C ₂₀ H ₄₀ O ₂	eicosanoic acid (477–670)	114.5	(492)	A	[506-30-9] [87/5]
	(380–404)	125.5	(392)	ME, TE	[82/4]
C ₂₀ H ₄₀ O ₂	ethyl stearate (454–469)	111.9	(461)	A	[111-61-5] [87/5]
	(310–328)	106.8	(319)	A, ME	[87/5][67/22]
C ₂₀ H ₄₀ O ₂	methyl nonadecanoate	101.2	(350)		[1731-94-8] [02/27]
		105.0±2.4	(326)		[02/27]
		109.5±2.7	(298)		[02/27]
	(441–529)	90.1	(456)	A, EST	[87/5][63/16]
C ₂₀ H ₄₀ O ₂	2-ethylhexyl laurate (371–452)	91.4	(386)		[01/10] [97/28]
	(443–503)	104.5	(298)	GC	[4276-49-7] [87/5][61/13]
C ₂₀ H ₄₁ Br	1-bromoeicosane (502–673)	79.8	(517)	A, EST	[70/14]
C ₂₀ H ₄₁ Cl	1-chloroeicosane (492–673)	78.3	(507)	A	[42217-02-7] [87/5][70/14]
C ₂₀ H ₄₁ F	1-fluoroieicosane (468–663)	74.3	(483)	A, EST	[676-44-8] [87/5][61/13]
					[70/14]
C ₂₀ H ₄₁ I	1-iodoeicosane (516–673)	80.9	(531)	A, EST	[34994-81-5] [87/5][61/13]
					[70/14]
C ₂₀ H ₄₂	5-butylhexadecane (423–457)	77.3	(438)	A, MG	[6912-07-8] [87/5][55/11]
C ₂₀ H ₄₂	2,3-dimethyloctadecane (458–612)	65.7	(473)	A	[61868-04-0] [87/5][59/15]
C ₂₀ H ₄₂	2,4-dimethyloctadecane (456–583)	75.8	(471)	A	[61868-10-8] [87/5][59/15]
C ₂₀ H ₄₂	eicosane	102.6±1.0	(298)	CGC	[112-95-8] [02/44]
		102.8±2.2	(298)	GS	[01/1]
		101.1±2.0	(298)	CGC	[00/9]
	(453–503)	103.5	(298)	CGC	[95/21]
	(433–583)	78.0	(448)		[94/14]

TABLE 6. Enthalpies of vaporization of organic compounds, 1880–2002—Continued

Molecular formula	Compound (Temperature range/K)	$\Delta_{\text{vap}}H_m$ (kJ mol ⁻¹)	Mean temperature (T_m /K)	Method	CAS registry number Reference
		101.8	(298)		[94/12]
	(347–388)	110±2	(368)	TE	[94/2]
	(345–470)	79.0	(360)	TE, ME, GS	[91/9]
	(388–625)	80.8	(440)	EB, IPM	[89/1]
	(388–625)	68.3	(540)	EB, IPM	[89/1]
	(363–460)	89.6	(378)		[88/12]
	(528–620)	71.1	(543)	A	[87/5]
	(344–380)	93.3	(359)	A, GS	[87/5][79/11]
		100.8	(298)		[71/28]
C ₂₀ H ₄₂	2-methylnonadecane (465–607)	72.4	(480)	A	[1560-86-7] [87/5][59/19]
C ₂₀ H ₄₂	3-methylnonadecane (463–609)	71.3	(478)	A	[6418-45-7] [87/5][59/15]
C ₂₀ H ₄₂	4-methylnonadecane (460–609)	68.4	(475)	A	[25117-27-5] [87/5][59/15]
C ₂₀ H ₄₂	5-methylnonadecane (462–609)	69.1	(477)	A	[57160-72-2] [87/5][59/15]
C ₂₀ H ₄₂	4-propylheptadecane (425–459)	79.2	(440)	A, MG	[55044-10-5] [87/5][55/11]
C ₂₀ H ₄₂	2,4,6-trimethylheptadecane (449–579)	71.9	(464)	A	[102155-32-8] [87/5][99/16]
C ₂₀ H ₄₂ O	1-eicosanol (488–653)	83.5	(503)	A	[629-96-9] [87/5]
	(493–648)	83.4	(508)	A	[87/5]
	(339–358)	118.9	(348)	ME	[87/5][65/15]
C ₂₀ H ₄₂ O ₅	3,6,9,12-tetraoxa-1-tetracosanol (501–543)	135.5	(516)	A	[5274-68-0] [87/5]
C ₂₀ H ₄₂ S	1-eicosanethiol (512–694)	81.3	(527)	EST	[13373-97-2] [99/16]
C ₂₀ H ₄₂ S ₂	didecyl disulfide (518–702)	83.4	(533)	EST	[10496-18-1] [99/16]
C ₂₀ H ₄₃ N	didecylamine (506–705)	70.9	(521)	A	[1120-49-6] [87/5]
C ₂₀ H ₄₃ N	N,N-diethylhexadecylamine (412–628)	71.9	(427)	A	[30951-88-3] [87/5][47/5]
C ₂₀ H ₄₃ N	N,N-dimethyloctadecylamine (504–701)	74.7	(519)	A	[124-28-7] [87/5]
C ₂₀ H ₄₃ N	eicosylamine (543–659)	74.5	(558)	A	[10525-37-8] [87/5][56/17]
C ₂₁ H ₈ F ₂₈ O ₈	pentaerythritol, tetraerfluorobutyrate (293–433)	35.5	(308)	IA	[87/5][57/8]
C ₂₁ H ₁₆	3-methylcholanthrene (323–473)	93.8	(398)	GC	[56-49-5] [02/18]
C ₂₁ H ₁₉ F	1-fluoro-3,3,3-triphenylpropane (349–384)	95.9±0.6	(298)	GS	[97/14]
C ₂₁ H ₂₁ O ₄ P	phosphoric acid, tri(2-tolyl) ester (293–700)	86.8	(308)	A, I	[78-30-8] [87/5][57/8]
C ₂₁ H ₂₁ O ₄ P	phosphoric acid, tri(3-tolyl) ester (398–530)	123.2	(413)	A	[563-04-2] [87/5]
C ₂₁ H ₂₁ O ₄ P	phosphoric acid, tri(4-tolyl) ester (388–530)	104.9	(408)	A	[78-32-0] [87/5]
C ₂₁ H ₂₁ P	tris(4-tolyl)phosphine (372–394)	126±5	(385)	ME, TE	[1038-95-5] [81/3]
C ₂₁ H ₂₄ O ₂	3-(diphenylmethyl)-3-propyl-2,4-pentanedione (364–392)	96.7±1.7	(378)	GS	[95/28]
C ₂₁ H ₂₆ O ₃	2-hydroxy-4-(2-ethylhexyloxy)benzophenone (393–443)	98.7	(418)	ME	[84/1]
C ₂₁ H ₂₆ O ₃	2-hydroxy-4-octyloxybenzophenone (413–453)	102.1	(433)	ME	[84/1]
C ₂₁ H ₂₆ O ₃	2-hydroxy-4-butoxy-5-tert-butylbenzophenone (403–453)	90.2	(428)	ME	[84/1]
C ₂₁ H ₃₀	1-undecylnaphthalene (436–502)	84.3	(451)	A, MG	[7225-71-0] [87/5][55/11]
C ₂₁ H ₃₆	pentadecylbenzene				[2131-18-2]

TABLE 6. Enthalpies of vaporization of organic compounds, 1880–2002—Continued

Molecular formula	Compound (Temperature range/K)	$\Delta_{\text{vap}}H_m$ (kJ mol ⁻¹)	Mean temperature (T_m /K)	Method	CAS registry number Reference
	(495–677)	77.0	(510)		[99/16]
		104.6	(298)		[71/28]
C ₂₁ H ₃₆ O ₆	triisopentyl <i>trans</i> aconitate (396–499)	88.3	(411)	A	[87/5]
C ₂₁ H ₃₆ O ₆	tripentyl <i>trans</i> aconitate (403–505)	91.4	(418)	A	[64617-29-4] [87/5]
C ₂₁ H ₃₈ O ₆	glycerol tricaproate (356–410)	94.2	(371)	A, T	[621-70-5] [87/5][49/16]
C ₂₁ H ₃₈ O ₆	triisopentyl 1,2,3-propanetricarboxylate (396–508)	88.2	(411)	A	[87/5]
C ₂₁ H ₃₈ O ₆	tripentyl 1,2,3-propanetricarboxylate (404–508)	90.2	(419)	A	[5333-53-9] [87/5]
C ₂₁ H ₄₀	1-undecyldecahydronaphthalene (426–488)	83.3	(411)	A	[66326-27-0] [87/5]
C ₂₁ H ₄₂	1-heneicosene (392–628)	92.8	(407)		[1599-68-4] [99/16]
C ₂₁ H ₄₂	hexadecylcyclopentane (498–674)	79.2	(513)		[6812-39-1] [99/16]
		105.3	(298)		[71/28]
C ₂₁ H ₄₂	pentadecylcyclohexane (496–677)	77.2	(511)		[6006-95-7] [99/16]
		104.4	(298)		[71/28]
C ₂₁ H ₄₂ O ₂	methyl eicosanoate	109.2	(350)		[1120-28-1] [02/27]
		97.8±0.2	(406)		[02/27]
		116.4±1.5	(298)		[02/27]
	(463–523)	116.2	(298)	GC	[97/28]
	(453–543)	76.9	(498)	GC	[93/9]
	(450–540)	92.4	(465)	A, EST	[87/5][63/16]
C ₂₁ H ₄₂ O ₂	isopropyl stearate (453–483)	76.6	(468)	A	[112-10-7] [87/5]
C ₂₁ H ₄₂ O ₂	ethyl nonadecanoate (312–328)	111.0	(320)	A, ME	[18281-04-4] [87/5][67/22]
C ₂₁ H ₄₂ O ₂	propyl stearate (458–483)	87.9	(470)	A	[3634-92-2] [87/5]
C ₂₁ H ₄₃ NO ₂	N-octadecyl lactamide (434–542)	112.8	(449)	A	[87/5]
C ₂₁ H ₄₄	heneicosane	109.4±2.6	(298)	CGC	[629-94-7] [97/17]
	(365–400)	110±2	(382)	TE	[94/2]
	(352–478)	84.7	(367)	TE, ME, GS	[91/9]
	(422–630)	88.4	(437)	A, EST	[87/5][66/8]
C ₂₁ H ₄₄	2-methyleicosane (473–621)	70.3	(488)	A	[1560-84-5] [87/5]
C ₂₁ H ₄₄	3-methyleicosane (477–620)	74.5	(492)	A	[6418-46-8] [87/5][99/16]
					[59/15]
C ₂₁ H ₄₄	4-methyleicosane (471–621)	70.2	(486)	A	[25117-28-6] [87/5][99/16]
					[59/15]
C ₂₁ H ₄₄	5-methyleicosane (519–621)	73.2	(534)	A	[25117-36-6] [87/5][99/16]
					[59/15]
C ₂₁ H ₄₄	2,3-dimethylnonadecane (493–635)	68.8	(508)	A	[75163-99-4] [87/5][99/16]
					[59/15]
C ₂₁ H ₄₄	2,4-dimethylnonadecane (465–594)	77.0	(480)	A	[115209-60-4] [87/5][99/16]
					[59/15]
C ₂₁ H ₄₄	2,4,6-trimethyloctadecane (460–576)	74.9	(475)	A	[11400-79-2] [87/5][99/16]
C ₂₁ H ₄₄	8-hexylpentadecane (405–466)	78.5	(420)	A	[13475-75-7] [87/5]
C ₂₁ H ₄₅ PO	trioctylphosphine oxide				

TABLE 6. Enthalpies of vaporization of organic compounds, 1880–2002—Continued

Molecular formula	Compound (Temperature range/K)	$\Delta_{\text{vap}}H_m$ (kJ mol ⁻¹)	Mean temperature (T_m /K)	Method	CAS registry number Reference
C ₂₂ H ₁₂	(507–638)	70.8	(573)		[71/32]
	benzo[ghi]perylene				[191-24-2]
C ₂₂ H ₁₄	(323–473)	96.1	(398)	GC	[02/18]
	dibenz[a,c]anthracene				[215-58-7]
C ₂₂ H ₁₄	(323–473)	97.5	(398)	GC	[02/18]
	dibenz[a,h]anthracene				[53-70-3]
C ₂₂ H ₂₂	(323–473)	99.4	(398)	GC	[02/18]
	tribenzylmethane				[4742-04-5]
C ₂₂ H ₁₈ O ₄	(395–648)	79.0	(521)		[99/16]
	dibenzyl phthalate				[523-31-9]
C ₂₂ H ₃₈	(445–513)	121.4	(460)	A	[87/5]
	hexadecylbenzene				[1459-09-2]
C ₂₂ H ₃₈	(505–688)	79.5	(520)		[99/16]
	1,1-bis(decahydro-1-naphthyl)ethane				[54934-70-2]
C ₂₂ H ₃₈	(432–503)	77.3	(447)	A, MG	[87/5][55/11]
	1,2-bis(decahydro-1-naphthyl)ethane				[54934-69-9]
C ₂₂ H ₃₈	(440–507)	89.3	(455)	A	[87/5]
	1,5-dicylopentyl-3-(2-cyclopentylethyl)-2-pentene				[54934-71-3]
C ₂₂ H ₃₈	(427–492)	81.4	(442)	A, MG	[87/5][55/11]
	1,5-dicylopentyl-3-(2-cyclopentylethyl)-2-pentane				[55255-85-1]
C ₂₂ H ₄₀	(430–494)	83.6	(445)	A, MG	[87/5][55/11]
	butyl oleate				[142-77-8]
C ₂₂ H ₄₂ O ₂	(353–393)	97.7	(368)	A	[87/5]
	cis 13-docosenoic acid (erucic acid)				[112-86-7]
C ₂₂ H ₄₂ O ₂	(479–655)	98.2	(494)	A	[87/5]
	trans 13-docosenoic acid				[506-33-2]
C ₂₂ H ₄₂ O ₄	(482–656)	103.4	(497)	A	[87/5]
	dioctyl adipate				[123-79-5]
C ₂₂ H ₄₂ O ₆	(373–493)	99.0	(388)	A	[87/5]
	bis(2-butoxyethyl) sebacate				[141-19-5]
C ₂₂ H ₄₄	(368–423)	120.3	(383)	A, ME	[87/5][48/10]
	1-docosene				[1599-67-3]
C ₂₂ H ₄₄	(401–640)	95.6	(416)		[99/16]
	hexadecylcyclohexane				[6812-38-0]
C ₂₂ H ₄₄ O ₂	(507–689)	79.6	(522)		[99/16]
		109.3	(298)		[71/28]
C ₂₂ H ₄₄ O ₂	butyl stearate				[123-95-5]
	(352–399)	99.9	(367)	A, T	[87/5][49/9]
C ₂₂ H ₄₄ O ₂	ethyl eicosanoate				[18281-05-5]
	(318–460)	113.7	(333)	A	[87/5]
C ₂₂ H ₄₄ O ₂	methyl heneicosanoate				[6064-90-0]
	(459–529)	95.6	(474)	A, EST	[87/5][63/16]
C ₂₂ H ₄₄ O ₂	docosanoic acid				[112-85-6]
	(373–600)	122.3	(388)	A	[87/5]
C ₂₂ H ₄₆	docosane				[629-97-0]
		114.9±0.3	(298)	CGC	[02/44]
C ₂₂ H ₄₆		115.6±1.9	(298)	CGC	[97/17]
	(453–503)	115.6	(298)	CGC	[95/21]
C ₂₂ H ₄₆	(453–573)	84.3	(468)		[94/14]
	(372–410)	124±2	(391)	TE	[94/2]
C ₂₂ H ₄₆	(358–490)	89.9	(373)	TE, ME, GS	[91/9]
	(353–462)	100.9	(368)		[88/12]
C ₂₂ H ₄₆	(431–642)	91.3	(446)	A, EST	[87/5][66/8]
	2-methylheneicosane				[1560-82-3]
C ₂₂ H ₄₆	(485–640)	76.1	(500)	A	[87/5]
	3-methylheneicosane				[6418-47-9]
C ₂₂ H ₄₆	(484–631)	74.4	(499)	A	[87/5][99/16]
					[59/15]
C ₂₂ H ₄₆	4-methylheneicosane				[25117-29-7]
	(497–632)	70.9	(494)	A	[87/5][99/16]
C ₂₂ H ₄₆					[59/15]
	5-methylheneicosane				[25117-37-7]
C ₂₂ H ₄₆	(483–632)	73.9	(498)	A	[87/5][99/16]
	2,4-dimethyleicosane				[75163-98-3]

TABLE 6. Enthalpies of vaporization of organic compounds, 1880–2002—Continued

Molecular formula	Compound (Temperature range/K)	$\Delta_{\text{vap}}H_m$ (kJ mol ⁻¹)	Mean temperature (T_m /K)	Method	CAS registry number Reference
	(471–603)	77.5	(486)	A	[87/5][99/16] [59/15]
C ₂₂ H ₄₆	2,4,6-trimethylnonadecane (470–587)	77.3	(485)	A	[102886-19-1] [87/5][99/16] [59/15]
C ₂₂ H ₄₆	8-heptylpentadecane (298–313)	107.7	(305)	A	[71005-15-7] [87/5]
C ₂₂ H ₄₆ O	1-docosanol (344–459)	115.3	(351)	A, ME	[661-19-8] [87/5][65/15]
C ₂₂ H ₄₆ S	1-docosaneithiol (437–680)	107.7	(452)	EST	[7773-83-3] [99/16]
C ₂₃ H ₂₄ O ₆	<i>tris</i> (ethoxycarbonyl)-9-fluorenylmethane (359–393)	107.5±0.7		GS	[95/8]
C ₂₃ H ₂₆ O ₆	1,1,1- <i>tris</i> (ethoxycarbonyl)-2,2-diphenylethane (344–394)	109.3±1.0		GS	[95/8]
C ₂₃ H ₄₀	heptadecylbenzene (414–664)	98.5	(429)		[14752-75-1] [99/16]
C ₂₃ H ₄₂ O ₃	tetrahydrofurfuryl oleate (353–398)	98.7	(368)	A	[5420-17-7] [87/5]
C ₂₃ H ₄₄ O ₂	methyl erucate (463–523)	123.8	(298)	GC	[1120-34-9] [97/28]
	(453–543)	93.5	(498)	GC	[93/9]
C ₂₃ H ₄₅ NO ₃	2-lauryloxy-N,N-dibutylpropionamide (443–458)	90.6	(450)	A	[87/5]
C ₂₃ H ₄₆	9-cyclohexylheptadecane (456–492)	83.9	(471)	A	[55124-77-1] [87/5]
C ₂₃ H ₄₆	hexadecylcyclohexane (414–664)	97.6	(429)		[19781-73-8] [99/16]
C ₂₃ H ₄₆	1-tricosene (409–652)	98.5	(424)		[18835-32-0] [99/16]
C ₂₃ H ₄₆ O ₂	methyl docosanoate (methyl behenate) (463–523)	126.1	(298)	GC	[929-77-1] [97/28]
	(453–543)	81.0	(498)		[93/9]
	(467–539)	98.2	(482)	A	[87/5][63/16]
C ₂₃ H ₄₆ O ₃	decyl 3-decyloxypropionate (453–523)	90.2	(468)	A	[87/5]
C ₂₃ H ₄₈	9-hexylheptadecane (450–486)	82.6	(465)	A	[55124-79-3] [87/5]
C ₂₃ H ₄₈	2-methyldocosane (495–652)	79.7	(510)	A	[1560-81-2] [87/5]
C ₂₃ H ₄₈	4-methyldocosane (493–643)	76.3	(508)	A	[25117-30-0] [87/5][99/16] [59/15]
C ₂₃ H ₄₈	5-methyldocosane (492–644)	75.6	(507)	A	[25163-52-4] [87/5][99/16] [59/15]
C ₂₃ H ₄₈	tricosane	118.7±0.1	(298)	GS	[638-67-5] [01/1]
		119.7±2.3	(298)	CGC	[00/9]
		120.5±2.0	(298)	CGC	[91/17]
	(370–416)	123±1	(393)	TE	[94/2]
	(370–490)	92.0	(385)	TE, ME, GS	[91/9]
	(314–353)	110.4	(329)	A	[87/5]
	(440–653)	94.0	(455)	A, EST	[87/5][66/8]
C ₂₃ H ₄₈ S	1-tricosaneithiol (444–690)	110.1	(459)	EST	[66375-01-7] [99/16]
C ₂₄ H ₁₂	coronene	148.0±0.5	(298)	CGC	[191-07-1] [02/44]
	(323–473)	104.2	(398)	GC	[02/18]
C ₂₄ H ₁₈	1,3,5-triphenylbenzene	140.0	(298)	CGC	[612-71-5] [98/11]
	(500–735)	77.5	(515)	A	[87/5]
	(454–500)	118.0	(469)	A	[87/5][74/29]
C ₂₄ H ₂₀ O ₆	glycerol tribenzoate				[614-33-5]

TABLE 6. Enthalpies of vaporization of organic compounds, 1880–2002—Continued

Molecular formula	Compound (Temperature range/K)	$\Delta_{\text{vap}}H_m$ (kJ mol ⁻¹)	Mean temperature (T_m /K)	Method	CAS registry number Reference
C ₂₄ H ₂₇ NO ₄	(423–476)	123.5	(438)	A, T	[87/5][49/6]
	<i>bis</i> [N,N-(2-hydroxy-3-phenoxy)propyl]phenylamine				[3088-05-9]
C ₂₄ H ₃₀ O ₄	(388–423)	131.0	(403)	A	[87/5]
	dibenzyl sebacate				[140-24-9]
	(368–550)	114.3	(383)	A	[87/5]
C ₂₄ H ₃₈ O ₄	(405–463)	112.2	(420)	T	[49/9]
	(373–432)	121	(388)	T	[39/3]
	<i>bis</i> (2-ethylhexyl)phthalate				[117-81-7]
	(373–660)	102.5	(388)	A	[87/5]
C ₂₄ H ₃₈ O ₄	(385–440)	110.7	(390)	T	[49/9]
	<i>bis</i> (1-methylheptyl)phthalate				[131-15-7]
C ₂₄ H ₃₈ O ₄	(393–435)	93.1	(408)	A	[87/5]
C ₂₄ H ₃₈ O ₄	<i>bis</i> (6-methylheptyl)phthalate				[131-20-4]
C ₂₄ H ₃₈ O ₄	(383–490)	92.4	(398)	A	[87/5]
	dioctyl phthalate				[117-84-0]
C ₂₄ H ₄₂	(423–523)	99.5	(438)	A	[87/5]
	(383–433)	107.6	(398)	T	[49/9]
C ₂₄ H ₄₂	hexapropylbenzene				[2456-68-0]
C ₂₄ H ₄₂	(458–606)	68.4	(473)	A	[87/5][37/8]
	octadecylbenzene				[4445-07-2]
C ₂₄ H ₄₂ O ₆	(423–675)	101.0	(438)		[99/16]
	<i>trans</i> trihexyl aconitate				[64617-30-7]
C ₂₄ H ₄₂ O ₁₁	(423–512)	98.2	(438)	A	[87/5]
C ₂₄ H ₄₂ O ₁₁	di[1-(2-ethylbutyloxycarbonyl)ethyl] diethylene glycol dicarboxylate				
	(448–538)	110.1	(463)	A	[87/5]
C ₂₄ H ₄₂ O ₁₁	di[1-(2-hexyloxycarbonyl)ethyl] diethylene glycol dicarboxylate				
	(443–548)	111.0	(458)	A	[87/5]
C ₂₄ H ₄₄	9-decyltetradecahydroanthracene				
C ₂₄ H ₄₄	(501–536)	103.2	(516)	A	[87/5]
	9-decyltetradecahydrophenanthrene				
C ₂₄ H ₄₄ O ₆	(502–542)	92.0	(517)	A	[87/5]
	O-acetylricinoleic acid, butyl ester				[140-04-5]
C ₂₄ H ₄₄ O ₆	(378–423)	105.2	(393)	A	[87/5]
	trihexyl 1,2,3-propanetricarboxylate				[38094-13-2]
C ₂₄ H ₄₄ O ₆	(422–526)	98.1	(437)	A	[87/5]
	glycerol triheptanoate				
C ₂₄ H ₄₆ O ₄	(401–452)	84.4	(416)		[01/10]
	<i>bis</i> (3,5,5-trimethylhexyl)adipate				[20270-50-2]
C ₂₄ H ₄₈	(353–413)	107.6	(368)	A, ME	[87/5][48/10]
	octadecylcyclohexane				[4445-06-1]
C ₂₄ H ₄₈	(422–675)	100.3	(437)		[99/16]
	1-tetracosene				[10192-32-2]
C ₂₄ H ₄₈ O ₂	(418–663)	101.0	(433)		[99/16]
	ethyl docosanoate				[5908-87-2]
C ₂₄ H ₄₈ O ₂	(327–344)	127.5	(335)	A, ME	[87/5][67/12]
	methyl tricosanoate				[2433-97-8]
C ₂₄ H ₄₉ Cl	(473–528)	99.8	(488)	A, EST	[87/5][63/16]
	1-chlorotetracosane				[6422-18-0]
C ₂₄ H ₅₀	(543–774)	72.4	(558)	A	[87/5][70/14]
	2-methyltricosane				[1928-30-9]
C ₂₄ H ₅₀	(450–664)	89.3	(465)	A	[87/5]
	5-methyltricosane				[22331-09-5]
C ₂₄ H ₅₀	(503–653)	79.6	(518)	A	[87/5][99/16]
	tetracosane				[59/15]
		126.8±0.4	(298)	CGC	[646-31-1]
		125.7±1.6	(298)	CGC	[02/44]
		126.2±2.3	(298)	CGC	[00/9]
	(453–588)	92.6	(468)		[97/17]
	(386–425)	126±2	(405)	TE	[94/14]
	(382–523)	95.2	(397)	TE, ME, GS	[94/2]
	(451–497)	86.2±4.6	(474)	GS	[91/9]
	(373–463)	111.2	(388)		[90/14]
(498–573)	86.6	(513)	A, EST	[88/12]	
				[87/5][66/8]	

TABLE 6. Enthalpies of vaporization of organic compounds, 1880–2002—Continued

Molecular formula	Compound (Temperature range/K)	$\Delta_{\text{vap}}H_m$ (kJ mol ⁻¹)	Mean temperature (T_m /K)	Method	CAS registry number Reference
C ₂₄ H ₅₀	12-methyltricosane (435–454)	84.5	(445)	GC	[22331-52-8] [82/14][99/16]
C ₂₄ H ₅₀ S	1-tetracosanethiol (451–700)	112.2	(466)	EST	[16331-24-1] [99/16]
C ₂₄ H ₅₁ N	trioctylamine (415–536)	110.4 ± 1.5	(298)	EB	[1116-76-3] [96/4]
	(505–702)	70.6	(520)	A	[87/5]
C ₂₅ H ₂₆	3-phenylethyl-1,5-diphenyl-2-pentene (469–541)	86.8	(484)		[55334-57-1] [99/16]
C ₂₅ H ₂₈	3-phenylethyl-1,5-diphenylpentane (498–542)	87.3	(513)	A	[66374-88-7] [87/5][99/16]
C ₂₅ H ₃₄ O ₃	2-hydroxy-4-dodecyloxybenzophenone (413–453)	115.5	(433)	ME	[84/1]
C ₂₅ H ₃₆	1-phenyl-3-phenethylundecane (456–521)	91.9	(471)	A	[7225-70-9] [87/5][99/16]
C ₂₅ H ₃₈	1-pentadecylnaphthalene (474–524)	98.1	(489)	A	[55191-63-4] [87/5]
	(474–540)	96.7	(489)	A	[87/5]
C ₂₅ H ₄₀	1-cyclohexyl-6-cyclopentyl-3-phenethylhexane (486–525)	87.7	(501)	A	[55334-30-0] [87/5][99/16]
C ₂₅ H ₄₀	1,7-dicyclopentyl-4-(2-phenethyl)heptane (487–525)	92.0	(502)	A, MG	[55334-31-1] [87/5][55/11] [99/16]
C ₂₅ H ₄₂	1-hexadecylindane (495–536)	87.0	(510)	A, MG	[334-29-2] [87/5][55/11] [99/16]
C ₂₅ H ₄₂	5-pentadecyl-1,2,3,4-tetrahydronaphthalene (471–534)	99.4	(486)	A	[66374-91-2] [87/5][99/16]
C ₂₅ H ₄₄	nonadecylbenzene (431–686)	103.6	(446)		[29136-19-4] [99/16]
C ₂₅ H ₄₄	1,5-dicyclohexyl-3-(2-cyclohexylethyl)-2-pentene (485–524)	88.0	(500)	A, MG	[66374-92-3] [87/5][55/11]
C ₂₅ H ₄₄	1,7-dicyclopentyl-4-(3-cyclopentylpropyl)-3-heptene (483–522)	89.0	(498)	A, MG	[66374-93-4] [87/5][55/11]
C ₂₅ H ₄₄	3-octyl-1-phenylundecane (476–513)	89.4	(491)	A	[5637-96-7] [87/5]
C ₂₅ H ₄₄	9-(2-phenylethyl)heptadecane (448–513)	88.3	(463)	A, MG	[5637-96-7] [87/5][55/11]
C ₂₅ H ₄₄	9-(4-tolyl)octadecane (472–507)	92.0	(487)	A, MG	[4445-08-3] [87/5][55/11] [99/16]
C ₂₅ H ₄₄	6-octyl(hexylhydrobenz[de]anthracene) (467–534)	93.8	(482)		[7225-65-2] [99/16]
C ₂₅ H ₄₆	1-cyclohexyl-3-(cyclohexylethyl)-6-cyclopentylhexane (487–524)	91.4	(502)	A	[55401-70-2] [87/5]
C ₂₅ H ₄₆	4-(2-cyclohexylethyl)-1,7-dicyclopentylheptane (471–524)	88.8	(486)	A	[87/5]
C ₂₅ H ₄₆	1,5-dicyclohexyl-3-(2-cyclohexylethyl)pentane (318–418)	107.6	(333)	A	[2090-16-6] [87/5][64/12]
	(488–528)	86.2	(503)	A	[87/5]
C ₂₅ H ₄₆	1,7-dicyclopentyl-4-(3-cyclopentylpropyl)heptane (457–525)	87.6	(472)	A	[55429-35-1] [87/5]
	(486–525)	88.9	(501)	A, MG	[87/5][55/11]
C ₂₅ H ₄₈	1-cyclohexyl-3-(2-cyclohexylethyl)undecane (480–516)	95.2	(495)	A, MG	[7225-69-6] [87/5][55/11]
C ₂₅ H ₄₈	1-cyclopentyl-4-(3-cyclopentylpropyl)dodecane (480–518)	88.5	(495)	A, MG	[7225-68-5] [87/5][55/11]
C ₂₅ H ₄₈	1-hexyldecylhexahydroindane (492–532)	87.6	(507)	A, MG	[55401-73-5] [87/5][55/11]
C ₂₅ H ₄₈	1-pentadecyldecahydronaphthalene (464–529)	93.4	(479)	A, MG	[66359-82-8] [87/5][55/11]
C ₂₅ H ₄₈ O ₄	dioctyl nonanedioate (393–523)	104.3	(408)	A	[2064-80-4] [87/5]
C ₂₅ H ₅₀	nonadecylcyclohexane				[22349-03-7]

TABLE 6. Enthalpies of vaporization of organic compounds, 1880–2002—Continued

Molecular formula	Compound (Temperature range/K)	$\Delta_{\text{vap}}H_m$ (kJ mol ⁻¹)	Mean temperature (T_m /K)	Method	CAS registry number Reference
C ₂₅ H ₅₀	(430–686) 1-pentacosene	102.8	(445)		[99/16] [16980-85-1]
	(426–674) 9-(2-cyclohexylethyl)heptadecane	103.7	(441)		[99/16] [25446-35-9]
C ₂₅ H ₅₀	(490–513) 9-(3-cyclopentylpropyl)heptadecane	88.6	(495)	A, MG	[87/5][55/11] [5638-09-5]
C ₂₅ H ₅₀	(476–514) 9-octyl-8-heptadecene	86.9	(491)	A	[87/5][99/16] [24306-18-1]
C ₂₅ H ₅₀ O ₂	(441–500) methyl tetracosanoate	92.3	(456)	A	[87/5][99/16] [2442-49-1]
	(422–452) ethyl tricosanoate	146.2	(437)		[01/10] [18281-07-7]
C ₂₅ H ₅₀ O ₂	(483–536) ethyl tricosanoate	100.8	(498)	A	[87/5] [87/5][67/12]
C ₂₅ H ₅₂	(336–359) 9-octylheptadecane	121.8	(347)	A, ME	[87/5][55/11] [7225-64-1]
C ₂₅ H ₅₂	(470–505) pentacosane	93.4	(485)	A, MG	[87/5][55/11] [629-99-2]
		128.6±2.2	(298)	GS	[01/1]
		127.6±0.8	(298)	CGC	[00/9]
		129.8±2.9	(298)	CGC	[97/17]
	(397–434)	126±1	(415)	TE	[94/2]
	(390–531)	97.6	(405)	TE, ME, GS	[91/9]
	(461–498)	90.9±5.7	(479)	GS	[90/14]
	(457–675)	99.2	(472)	A, EST	[87/5][66/8]
C ₂₅ H ₅₂	12-ethyltricosane				[79370-85-7]
C ₂₅ H ₅₂	(435–454) 2-methyltetracosane	84.6	(444)	GC	[82/14][99/16] [1560-78-7]
	(425–670) 5,5-bis(3,3'-dimethylbutyl)-2,2,8,8-tetramethylnonane	104.6	(440)		[99/16]
C ₂₅ H ₅₂	7,7-dihexyltridecane	91.9±1.8	(298)	CGC	[95/27]
C ₂₅ H ₅₂ S		115.3±1.8	(298)	CGC	[95/27]
	1-pentacosanethiol				[66359-74-8]
	(458–709) 9,10-diphenylanthracene	114.2	(473)	EST	[99/16] [1499-10-1]
C ₂₆ H ₁₈	(323–473) 9,9'-bifluorenyl	102.7	(398)	GC	[02/18] [1530-12-7]
C ₂₆ H ₁₈	(383–408) disperse violet 31	95.7		B	[94/4]
C ₂₆ H ₁₈ N ₂ O ₄	(453–523) 6-octyl-1,2,3,4-tetrahydronaphthacene	59.9	(468)	A	[87/5]
C ₂₆ H ₃₂	(503–574) 9-dodecylanthracene	103.2	(518)	A	[87/5] [2883-70-7]
C ₂₆ H ₃₄	(495–566) 9-dodecylphenanthrene	99.4	(510)	A	[87/5] [3788-61-2]
C ₂₆ H ₃₄	(495–568) 1,1-diphenyltetradecane	95.7	(510)	A	[87/5] [55268-63-8]
C ₂₆ H ₃₈	(467–530) 1,1-di(4-tolyl)dodecane	98.2	(482)	A	[87/5] [55268-62-7]
C ₂₆ H ₃₈	(466–529) 5-octyl-1,2,3,4,4a,5,7,8,9,10,12,12a-dodecahydronaphthacene	98.3	(481)	A	[87/5] [95258-25-6]
	(479–549) 1,1-bis(dodecahydroacenaphthylene-5-yl)ethane	91.9	(494)	A, MG	[87/5][55/11] [99/16]
C ₂₆ H ₄₂	(482–541) bis(3,5,5-trimethylhexyl)phthalate	110.9	(497)	A, MG	[87/5][55/11] [14103-61-8]
C ₂₆ H ₄₂ O ₄	(333–393) dinonyl phthalate	113.6	(348)	A	[87/5] [84-76-4]
C ₂₆ H ₄₂ O ₄	(333–393) 1,4-didecylbenzene	108.9	(348)	A	[87/5] [2655-95-0]
C ₂₆ H ₄₆	(468–536) 1-phenyleicosane	95.2	(483)	A	[87/5] [2398-68-7]
C ₂₆ H ₄₆	(499–538) 2-phenyleicosane	94.7	(514)	A, MG	[87/5][55/11] [2398-66-5]

TABLE 6. Enthalpies of vaporization of organic compounds, 1880–2002—Continued

Molecular formula	Compound (Temperature range/K)	$\Delta_{\text{vap}}H_m$ (kJ mol ⁻¹)	Mean temperature (T_m /K)	Method	CAS registry number Reference
C ₂₆ H ₄₆	(492–531) 3-phenyleicosane	90.4	(507)	A, MG	[87/5][55/11] [2400-02-4]
C ₂₆ H ₄₆	(489–526) 4-phenyleicosane	92.1	(504)	A, MG	[87/5][55/11] [2400-03-5]
C ₂₆ H ₄₆	(487–527) 5-phenyleicosane	88.2	(502)	A, MG	[87/5][55/11] [2400-04-6]
C ₂₆ H ₄₆	(485–521) 7-phenyleicosane	94.3	(500)	A, MG	[87/5][55/11] [2398-64-3]
C ₂₆ H ₄₆	(483–520) 9-phenyleicosane	93.8	(498)	A, MG	[87/5][55/11] [2398-65-4]
C ₂₆ H ₄₆	(483–520) 8-(4-tolyl)nonadecane	91.9	(498)	A, MG	[87/5][55/11] [55191-36-1]
C ₂₆ H ₄₈	(482–517) 9-dodecyltetrahydroanthracene	94.5	(497)	A	[87/5] [55401-75-7]
C ₂₆ H ₄₈	(501–536) 9-dodecyltetrahydrophenanthrene	102.7	(519)		[99/16] [55334-01-5]
C ₂₆ H ₅₀	(502–542) 9-[α -(<i>cis</i> -bicyclo[3.3.0]octyl)methyl]heptadecane	90.8	(522)		[99/16] [700004-11-1]
C ₂₆ H ₅₀	(455–518) 1,1- <i>bis</i> (4-methylcyclohexyl)dodecane	92.3	(470)	A	[87/5][99/16] [55334-09-3]
C ₂₆ H ₅₀	(484–520) 1,1-dicyclohexyltetradecane	93.5	(499)	A, MG	[87/5][55/11] [55334-08-2]
C ₂₆ H ₅₀	(493–529) 1,1-dicyclopentylhexadecane	97.7	(508)	A, MG	[87/5][55/11] [55401-76-8]
C ₂₆ H ₅₀	(471–525) 2-hexadecylbicyclopentyl	113.1	(486)	A, MG	[87/5][55/11] [55334-11-7]
C ₂₆ H ₅₀ O ₄	(495–532) <i>(dl)</i> <i>bis</i> (2-ethylhexyl)sebacate	97.7	(510)	A, MG	[87/5][55/11] [122-62-3]
C ₂₆ H ₅₀ O ₄	(308–453) dioctyl sebacate	114.9	(323)	A	[87/5] [2432-87-3]
C ₂₆ H ₅₂	(413–523) 1-cyclohexyleicosane	107.1	(428)	A	[87/5] [4443-55-4]
C ₂₆ H ₅₂	(499–538) 2-cyclohexyleicosane	94.2	(514)	A, MG	[87/5][55/11] [4443-56-5]
C ₂₆ H ₅₂	(494–530) 3-cyclohexyleicosane	98.3	(509)	A, MG	[87/5][55/11] [4443-57-6]
C ₂₆ H ₅₂	(492–530) 4-cyclohexyleicosane	94.0	(507)	A, MG	[87/5][55/11] [4443-58-7]
C ₂₆ H ₅₂	(488–524) 5-cyclohexyleicosane	98.3	(503)	A, MG	[87/5][55/11] [4443-59-8]
C ₂₆ H ₅₂	(488–524) 7-cyclohexyleicosane	98.3	(503)	A, MG	[87/5][55/11] [4443-60-1]
C ₂₆ H ₅₂	(486–523) 9-cyclohexyleicosane	93.6	(501)	A, MG	[87/5][55/11] [4443-61-2]
C ₂₆ H ₅₂	(486–523) 1-cyclopentylheneicosane	93.6	(501)	A, MG	[87/5][55/11] [6703-82-8]
C ₂₆ H ₅₂	(498–537) 11-cyclopentylheneicosane	93.8	(513)	A, MG	[87/5][55/11] [6703-81-7]
C ₂₆ H ₅₂	(486–524) 1-hexacosene	92.4	(501)	A, MG	[87/5][55/11] [18835-33-1]
C ₂₆ H ₅₄	(434–684) 5-butyl docosane	106.1	(449)		[99/16] [55282-16-1]
C ₂₆ H ₅₄	(482–518) 7-butyl docosane	94.0	(497)	A, MG	[87/5][55/11] [55282-15-0]
C ₂₆ H ₅₄	(480–514) 9-butyl docosane	97.2	(495)	A, MG	[87/5][55/11] [55282-14-9]
C ₂₆ H ₅₄	(479–516) 11-butyl docosane	91.9	(494)	A, MG	[87/5][55/11] [13475-76-8]
C ₂₆ H ₅₄	(480–516) 5,14-dibutyloctadecane	93.3	(495)	A, MG	[87/5][55/11] [55282-13-8]
C ₂₆ H ₅₄	(458–508) 6,11-dipentylhexadecane	89.3	(473)	A, MG	[87/5][55/11] [15874-03-0]
C ₂₆ H ₅₄	(468–504) 3-ethyl-5-(2-ethylbutyl)octadecane	88.9	(483)	A, MG	[87/5][55/11] [55282-12-7]

TABLE 6. Enthalpies of vaporization of organic compounds, 1880–2002—Continued

Molecular formula	Compound (Temperature range/K)	$\Delta_{\text{vap}}H_m$ (kJ mol ⁻¹)	Mean temperature (T_m /K)	Method	CAS registry number Reference
C ₂₆ H ₅₄	(467–503) 11-(1-ethylpropyl)heneicosane	88.4	(482)	A, MG	[87/5][55/11] [55282-11-6]
	(474–509) 2-methylpentacosane	93.5	(489)	A, MG	[87/5][55/11] [629-87-8]
C ₂₆ H ₅₄	(433–680) 12-propyltricosane	107.2	(448)		[99/16] [79370-84-6]
	(435–454) 3-ethyltetracosane	91.0	(445)		[82/14][99/16] [55282-17-2]
C ₂₆ H ₅₄	(490–529) hexacosane	90.0	(505)	A	[87/5] [630-01-3]
		139.3±0.5	(298)	CGC	[02/44]
		136.4±0.2	(298)	GS	[01/1]
		140.0±2.2	(298)	CGC	[97/17]
	(391–437)	132±1	(414)	TE	[94/2]
	(404–546)	97.6	(419)	TE, ME, GS	[91/9]
	(455–519)	99.0±3.8	(487)	GS	[90/14]
	(466–685)	101.6	(481)	A, EST	[87/5][66/8]
	(478–530)	94.5	(493)	A	[87/5]
C ₂₆ H ₅₄	7-hexyleicosane				[55333-99-8]
	(479–512) 11-neopentylheneicosane	101.1	(494)	A, MG	[87/5][55/11] [55282-10-5]
C ₂₆ H ₅₄	(476–511) 11-pentylheneicosane	93.0	(491)	A, MG	[87/5][55/11] [14739-72-1]
	(478–512) 1-hexacosanethiol	96.3	(493)	A, MG	[87/5][55/11] [16331-25-2]
C ₂₆ H ₅₄ S	(465–718) 2,5-bis(1,1'-biphenyl)oxazole	116.2	(480)	EST	[99/16] [2083-09-2]
	(595–685)	109.7	(610)	A	[87/5]
C ₂₇ H ₄₀	5-pentadecylacenaphthene				[55334-13-9]
	(500–568) cholesterol	105.7	(515)	A, MG	[87/5][55/11] [57-88-5]
C ₂₇ H ₄₆ O	(411–447) 5- α -cholestane	114.9	(426)	A	[87/5] [481-21-0]
		108.4	(352)		[00/4]
C ₂₇ H ₄₈	(481–538) henicosylbenzene	115.6	(496)	A	[87/5] [40775-09-5]
	(446–705) 11-phenylheneicosane	108.4	(461)		[99/16] [6703-80-6]
C ₂₇ H ₄₈	(491–529) 5-pentadecylododecahydroacenaphthalene	93.5	(506)	A, MG	[87/5][55/11] [55282-69-4]
	(486–554) glycerol trioctanoate	98.1	(501)	A	[87/5] [538-23-8]
C ₂₇ H ₅₀ O ₆	(396–453) 11-cyclohexylheneicosane	116.0	(411)	A, T	[87/5][49/16] [6703-99-7]
	(485–529) 11-(cyclopentylmethyl)heneicosane	107.0	(500)	A	[87/5] [6703-79-3]
C ₂₇ H ₅₄	(492–529) henicosylcyclohexane	94.4	(507)	A	[87/5] [26718-82-1]
	(445–460) 1-heptacosene	107.8	(460)		[99/16] [15306-27-1]
C ₂₇ H ₅₄	(441–694) 1-decyl-1-undecylcyclohexane	108.7	(456)		[99/16]
		133.6±1.8	(298)	CGC	[95/27] [593-49-7]
C ₂₇ H ₅₆	heptacosane				[94/2]
	(401–441) (508–570)	132±1 94.2	(423) (523)	TE ME, TE, GS	[91/9] [90/13]
C ₂₇ H ₅₆	(401–441) (473–695)	116.9±3.0 104.3	(421) (488)	TE A, EST	[87/5][66/8] [1561-02-0]
	(441–690) 8-hexyl-8-pentylhexadecane	109.6	(456)		[99/16]
C ₂₇ H ₅₆		125.7±1.8	(298)	CGC	[95/27]
	8,8-dipentylheptadecane	128.1±1.8	(298)	CGC	[95/27]

TABLE 6. Enthalpies of vaporization of organic compounds, 1880–2002—Continued

Molecular formula	Compound (Temperature range/K)	$\Delta_{\text{vap}}H_m$ (kJ mol ⁻¹)	Mean temperature (T_m /K)	Method	CAS registry number Reference
C ₂₇ H ₅₆	10-hexyl-10-methyleicosane	129.9±1.8	(298)	CGC	[95/27]
C ₂₇ H ₅₆	5-ethyl-5-methyltetracosane	133.8±1.8	(298)	CGC	[95/27]
C ₂₇ H ₅₆ S	1-heptacosanethiol (471–727)	118.3	(486)	EST	[66291-85-8] [99/16]
C ₂₈ H ₁₄	phenanthro[1,10,9,8-opqra]perylene (580–630)	180.5	(595)	A	[190-39-6] [87/5]
C ₂₈ H ₂₂	9,9'-dimethyl-9,9'-bifluorenyl (368–403)	94.6		B	[94/4]
C ₂₈ H ₃₂	1,7-diphenyl-4-(3-phenylpropyl)-3-heptene (488–556)	98.0	(503)	A, MG	[55282-03-6] [87/5][55/11]
C ₂₈ H ₃₄	1,7-diphenyl-4-(3-phenylpropyl)heptane (490–557)	100.3	(505)	A, MG	[55282-64-9] [87/5][55/11]
C ₂₈ H ₄₄ O	ergosterol (421–454)	118.7	(436)	A	[57-87-4] [87/5]
C ₂₈ H ₄₆ O ₄	diisodecyl phthalate (371–496)	79.3	(386)	A	[26761-40-0] [87/5]
C ₂₈ H ₅₀	docosylbenzene (453–715)	110.8	(468)		[5634-22-0] [99/16]
C ₂₈ H ₅₀	2-decyl-1-phenyldecane (497–532)	102.5	(512)	A	[55334-72-0] [87/5]
C ₂₈ H ₅₀ O ₁₁	di[1-(2-ethylhexyl)oxycarbonyl]ethyl diethylene glycol dicarboxylate (463–553)	116.6	(478)	A	[87/5]
C ₂₈ H ₅₀ O ₁₁	di[1-(octyloxycarbonyl)ethyl] diethylene glycol dicarboxylate (463–564)	112.5	(478)	A	[87/5]
C ₂₈ H ₅₂	1,7-dicyclohexyl-4-(3-cyclohexylpropyl)heptane (482–549)	98.7	(497)	A, MG	[55334-73-1] [87/5][55/11]
C ₂₈ H ₅₄	1-cyclohexyl-2-(cyclohexylmethyl)pentadecane (501–536)	105.4	(516)	A, MG	[55255-74-8] [87/5][55/11]
C ₂₈ H ₅₆	docosylcyclohexane (452–715)	110.0	(467)		[61828-07-7] [99/16]
C ₂₈ H ₅₆	1-octacosene (448–703)	111.0	(463)		[18835-34-2] [99/16]
C ₂₈ H ₅₆	11-(cyclohexylmethyl)heneicosane (499–538)	94.2	(514)	A, MG	[87/5][55/11]
C ₂₈ H ₅₆	2,2,4,10,12,12-hexamethyl-7-(3,5,5-trimethylhexyl)-6-tridecene (426–488)	83.8	(441)	A, MG	[55255-73-7] [87/5][55/11]
C ₂₈ H ₅₈	2-methylheptacosane (448–700)	111.9	(463)		[1561-00-8] [99/16]
C ₂₈ H ₅₈	2,2,4,10,12,12-hexamethyl-7-(3,5,5-trimethylhexyl)tridecane (308–393)	98.5	(323)	A	[3035-75-4] [87/5][64/12]
C ₂₈ H ₅₈		84.9	(444)	A, MG	[87/5][55/11]
C ₂₈ H ₅₈	7-hexyldocosane (506–531)	100.7	(518)	A	[55373-86-9] [87/5]
C ₂₈ H ₅₈	octacosane	150.8±0.5	(298)	CGC	[630-02-4] [02/44]
		150.7±1.7	(298)	CGC	[00/9]
		152.4±2.9	(298)	CGC	[97/17]
	(483–588)	100.5	(498)		[94/14]
	(407–456)	135±3	(431)	TE	[94/2]
	(426–493)	105.5	(441)	TE, ME, GS	[91/9]
	(473–515)	103.1±3.0	(494)	GS	[90/14]
	(450–575)	100.6	(500)	EB, IPM	[89/1]
	(450–575)	98.1	(560)	EB, IPM	[89/1]
	(300–390)	131.7	(315)	A	[87/5]
	(481–705)	106.6	(496)	A, EST	[87/5][66/8]
C ₂₈ H ₅₈	9-octyleicosane (460–530)	106.8	(475)	A	[13475-77-9] [87/5]
C ₂₈ H ₅₈ S	1-octacosanethiol (477–736)	120.2	(492)	EST	[16331-26-3] [99/16]
C ₂₉ H ₅₀	11-(2,5-dimethylphenyl)-10-heneicosene (471–534)	99.2	(486)	A, MG	[87/5][55/11]
C ₂₉ H ₅₂	tricosylbenzene				[61828-04-4]

TABLE 6. Enthalpies of vaporization of organic compounds, 1880–2002—Continued

Molecular formula	Compound (Temperature range/K)	$\Delta_{\text{vap}}H_m$ (kJ mol ⁻¹)	Mean temperature (T_m /K)	Method	CAS registry number Reference
C ₂₉ H ₅₂	(459–724)	113.2	(474)		[99/16]
	1-nonacosene				[18835-35-3]
C ₂₉ H ₅₂	(455–713)	113.3	(470)		[99/16]
	11-(2,5-dimethylphenyl)heneicosane				[55373-91-6]
C ₂₉ H ₅₈	(472–535)	100.8	(487)	A, MG	[87/5][55/11]
	tricosylcyclohexane				[61828-08-8]
C ₂₉ H ₆₀	(459–724)	112.3	(474)		[99/16]
	2-methyloctacosane				[1560-98-1]
C ₂₉ H ₆₀	(455–709)	114.2	(470)		[99/16]
	nonacosane				[630-03-5]
	(423–457)	137±3	(440)	TE	[94/2]
	(423–456)	137.1±3.0	(439)	TE	[90/13]
C ₂₉ H ₆₀ S	(488–714)	109.0	(503)	A, EST	[87/5][66/8]
	1-nonacosanethiol				[66213-92-1]
	(483–744)	122.0	(498)	EST	[99/16]
C ₃₀ H ₃₀	1,1,6,6-tetraphenylhexane				[2819-41-2]
	(511–579)	108.1	(526)	A, MG	[87/5][55/11]
C ₃₀ H ₃₄	1,10-di(1-naphthyl)decane				[40339-27-3]
	(540–616)	108.6	(555)	A, MG	[87/5][55/11]
C ₃₀ H ₅₄	1,10-bis(decahydro-1-naphthyl)decane				[55268-64-9]
	(520–583)	119.7	(535)	A, MG	[87/5][55/11]
C ₃₀ H ₅₄	1,1,6,6-tetracyclohexylhexane				[55281-91-9]
	(501–569)	103.0	(516)	A	[87/5]
C ₃₀ H ₅₄	tetracosylbenzene				[61828-05-5]
	(466–732)	115.3	(481)		[99/16]
C ₃₀ H ₅₄ O ₆	<i>trans</i> , <i>tris</i> (2-ethylhexyl) aconitate				[52193-50-7]
	(437–551)	97.1	(452)	A	[87/5]
C ₃₀ H ₅₄ O ₆	<i>tris</i> (2-ethylhexyl) 1,2,3-propanetricarboxylate				[5400-99-7]
	(438–551)	97.9	(453)	A	[87/5]
C ₃₀ H ₆₀	tetracosylcyclohexane				[61828-09-9]
	(465–733)	114.6	(480)		[99/16]
C ₃₀ H ₆₀	1-tricontene				[18435-53-5]
	(462–721)	115.4	(477)		[99/16]
C ₃₀ H ₆₂	2,6,10,15,19,23-hexamethyltetracosane (squalane)				[111-01-3]
	(363–513)	116.2	(378)	A	[87/5]
C ₃₀ H ₆₂	9-octyldocosane				[55319-83-0]
	(518–588)	109.3	(533)	A	[87/5]
C ₃₀ H ₆₂	triacontane				[638-68-6]
		164.5±0.4	(298)	CGC	[00/9]
	(422–487)	143±2	(454)	TE	[94/2]
	(495–723)	111.3	(510)	A, EST	[87/5][66/8]
C ₃₀ H ₆₂	2-methylnonacosane				[1560-75-4]
	(461–718)	116.8	(476)		[99/16]
C ₃₀ H ₆₂ S	1-triacontanethiol				[66213-99-8]
	(488–751)	124.0	(503)	EST	[99/16]
C ₃₀ H ₆₃ N	tridecylamine				[2869-34-3]
	(545–759)	76.8	(560)	A	[87/5]
C ₃₁ H ₃₄	1,1-di(1-naphthyl)-1-undecene				[56247-76-8]
	(518–588)	109.3	(533)	A	[87/5]
C ₃₁ H ₄₈	1-(1-decylundec-1-enyl)naphthalene				[55319-81-8]
	(499–567)	105.1	(514)	A, MG	[87/5][55/11]
C ₃₁ H ₅₂ O ₃	α -tocopherol acetate				[58-95-7]
	(466–524)	60.1±1.3	(496)		[88/4]
C ₃₁ H ₅₆	1,1-bis(decahydro-1-naphthyl)undecane				[55373-96-1]
	(525–561)	110.5	(540)	A, MG	[87/5][55/11]
C ₃₁ H ₅₆	pentacosylbenzene				[61828-06-6]
	(472–741)	117.5	(487)		[99/16]
C ₃₁ H ₅₆	13-phenylpentacosane				[6006-90-2]
	(495–560)	106.7	(510)	A, MG	[87/5][55/11]
C ₃₁ H ₆₀	1-(1-decylundecyl)decahydronaphthalene				[55320-00-8]
	(523–560)	107.0	(538)	A, MG	[87/5][55/11]
C ₃₁ H ₆₂	1-hentriacontene				[18435-54-6]
	(468–730)	117.7	(483)		[99/16]
C ₃₁ H ₆₂	pentacosylcyclohexane				[61828-10-2]

TABLE 6. Enthalpies of vaporization of organic compounds, 1880–2002—Continued

Molecular formula	Compound (Temperature range/K)	$\Delta_{\text{vap}}H_m$ (kJ mol ⁻¹)	Mean temperature (T_m /K)	Method	CAS registry number Reference
C ₃₁ H ₆₂	(472–741)	116.6	(487)		[99/16]
	13-cyclohexylpentaconsane				[6697-15-0]
C ₃₁ H ₆₄	(495–560)	106.7	(510)	A, MG	[87/5][55/11]
	2-methyltriacontane				[1560-72-1]
C ₃₁ H ₆₄	(468–726)	118.8	(483)		[99/16]
	11-decylheneicosane				[55320-06-4]
C ₃₁ H ₆₄	(298–313)	110.9	(305)	A, MG	[87/5][55/11]
	hentriacontane				[630-04-6]
C ₃₁ H ₆₄ S	(433–474)	146±2	(450)	TE	[94/2]
	(503–732)	113.8	(518)	A, EST	[87/5][66/8]
	1-hentriacontanethiol				[534-24-9]
C ₃₂ H ₅₈	(494–759)	125.7	(509)	EST	[99/16]
	hexacosylbenzene				[13024-80-1]
C ₃₂ H ₆₄	(478–749)	119.6	(493)		[99/16]
	1-dotriacontene				[18435-55-7]
C ₃₂ H ₆₄	(474–738)	119.8	(489)		[99/16]
	hexacosylcyclohexane				[61828-11-3]
C ₃₂ H ₆₆	(478–749)	118.6	(493)		[99/16]
	11-decyltricosane				[55401-55-3]
C ₃₂ H ₆₆	(523–559)	108.7	(538)	A, MG	[87/5][55/11]
	dotriacontane				[544-85-4]
	(437–477)	147±1	(456)	TE	[94/2]
C ₃₂ H ₆₆	(361–395)	130.5	(376)	A	[87/5]
	(510–741)	116.0	(535)	A, EST	[87/5][66/8]
	9-octyltetracosane				[55401-54-2]
C ₃₂ H ₆₆	(501–563)	114.8	(516)	A, MG	[87/5][55/11]
	2-methylhentriacontane				[1720-12-3]
C ₃₂ H ₆₆ S	(474–735)	120.9	(489)		[99/16]
	1-dotriacontanethiol				[66256-05-1]
C ₃₃ H ₅₄ O ₆	(499–766)	127.5	(514)	EST	[99/16]
	tri(2-ethylhexyl)trimellitate				
C ₃₃ H ₅₄ O ₆	(331–371)	81.1	(346)	ME	[00/11]
	triisooctyltrimellitate				
C ₃₃ H ₆₀	(331–372)	79.0	(346)	ME	[00/11]
	heptacosylbenzene				[61828-25-9]
C ₃₃ H ₆₂ O ₆	(484–756)	121.5	(499)		[99/16]
	glycerol tricaprato				[621-71-6]
C ₃₃ H ₆₆	(437–485)	124.6	(452)	A	[87/5]
	heptacosylcyclohexane				[61828-12-4]
C ₃₃ H ₆₆	(484–757)	120.6	(499)		[99/16]
	1-tritriacontene				[61868-11-9]
C ₃₃ H ₆₈	(480–746)	121.8	(495)		[99/16]
	tritriacontane				[630-05-7]
	(438–480)	148±1	(458)	TE	[94/2]
C ₃₃ H ₆₈	(517–749)	118.0	(532)	A, EST	[87/5][66/8]
	2-methyldotriacontane				[1720-11-2]
	(480–743)	122.9	(495)		[99/16]
C ₃₃ H ₆₈ S	1-tritriacontanethiol				[66214-20-8]
	(504–773)	129.1	(519)	EST	[99/16]
C ₃₄ H ₆₂	octacosylbenzene				[61828-26-0]
	(490–764)	123.4	(505)		[99/16]
C ₃₄ H ₆₈	octacosylcyclohexane				[61828-13-5]
	(490–764)	122.4	(505)		[99/16]
C ₃₄ H ₆₈	1-tetratriacontene				[61868-12-0]
	(486–754)	123.7	(501)		[99/16]
C ₃₄ H ₇₀	11-decyltetracosane				[55429-84-0]
	(537–574)	113.1	(552)	A, MG	[87/5][55/11]
C ₃₄ H ₇₀	9-octylhexacosane				[55429-83-9]
	(537–575)	110.3	(552)	A, MG	[87/5][55/11]
C ₃₄ H ₇₀	tetratriacontane				[14167-59-0]
	(446–497)	152±2	(471)	TE	[94/2]
	(372–402)	149.7	(387)	A	[87/5]
	(523–756)	120.3	(538)	A, EST	[87/5][66/8]
C ₃₄ H ₇₀	2-methyltritriacontane				[66214-27-5]

TABLE 6. Enthalpies of vaporization of organic compounds, 1880–2002—Continued

Molecular formula	Compound (Temperature range/K)	$\Delta_{\text{vap}}H_m$ (kJ mol ⁻¹)	Mean temperature (T_m /K)	Method	CAS registry number Reference
C ₃₄ H ₇₀ S	(486–750)	124.8	(501)		[99/16]
	1-tetatriacontanethiol				[66214-28-6]
C ₃₅ H ₆₄	(509–780)	130.7	(524)	EST	[99/16]
	15-phenylnonacosane				[56247-97-3]
C ₃₅ H ₆₄	(523–550)	126.5	(536)	A, MG	[87/5][55/11]
	nonacosylbenzene				[61828-27-1]
C ₃₅ H ₇₀	(495–771)	125.4	(510)		[99/16]
	nonacosylcyclohexane				[61828-14-6]
C ₃₅ H ₇₀	(495–771)	124.4	(510)		[99/16]
	1-pentatriacontene				[61868-13-1]
C ₃₅ H ₇₀	(492–761)	125.5	(507)		[99/16]
	15-cyclohexylnonacosane				[55521-27-2]
C ₃₅ H ₇₂	(548–581)	129.0	(563)	A, MG	[87/5][55/11]
	pentatriacontane				[630-07-9]
C ₃₅ H ₇₂	(529–764)	122.4	(544)	A, EST	[87/5][66/8]
	2-methyltetatriacontane				[14167-65-8]
C ₃₅ H ₇₂ S	(491–758)	126.9	(506)		[99/16]
	1-pentatriacontanethiol				[66576-86-1]
C ₃₆ H ₆₀ O ₆	(514–787)	132.2	(529)	EST	[99/16]
	triisononyltrimellitate				[00/11]
C ₃₆ H ₆₂ O ₄	(334–372)	102.2	(349)	ME	[2915-60-8]
	ditetradecyl phthalate				[87/5][49/9]
C ₃₆ H ₆₆	(416–465)	126.0	(431)	T	[50715-02-1]
	triacontylbenzene				[99/16]
C ₃₆ H ₇₂	(501–778)	127.0	(516)		[99/16]
	1-hexatriacontene				[61868-14-2]
C ₃₆ H ₇₂	(497–768)	127.4	(512)		[99/16]
	triacontylcyclohexane				[61828-15-7]
C ₃₆ H ₇₄	(500–778)	126.3	(515)		[99/16]
	hexatriacontane				[630-06-8]
C ₃₆ H ₇₄	(452–516)	157±2	(484)	TE	[94/2]
	(535–571)	124.4	(550)	A, EST	[87/5][66/8]
C ₃₆ H ₇₄	13-undecylpentacosane				[55517-89-0]
	(548–580)	132.9	(563)	A, MG	[87/5][55/11]
C ₃₆ H ₇₄	2-methylpentatriacontane				[66576-73-6]
	(497–765)	128.7	(512)		[99/16]
C ₃₆ H ₇₄ S	1-hexatriacontanethiol				[66577-23-9]
	(518–793)	134.0	(533)	EST	[99/16]
C ₃₆ H ₇₅ N	tridodecylamine				[102-87-4]
	(579–807)	82.1	(594)	A	[87/5]
C ₃₇ H ₆₈	hexatriacontylbenzene				[61828-28-2]
	(506–785)	128.8	(521)		[99/16]
C ₃₇ H ₇₀ O ₆	1-caprylic-2-lauryl-3-myristic glycerol				[30283-10-4]
	(464–526)	131.7	(479)	A, T	[87/5][49/16]
C ₃₇ H ₇₄	hentriacontylcyclohexane				[61828-16-8]
	(505–785)	128.1	(520)		[99/16]
C ₃₇ H ₇₄	1-heptatriacontene				[61868-15-3]
	(502–775)	129.2	(517)		[99/16]
C ₃₇ H ₇₆	heptatriacontane				[7194-84-5]
	(471–511)	155±2	(491)	TE	[94/2]
C ₃₇ H ₇₆	(541–778)	126.4	(556)	A, EST	[87/5][66/8]
	2-methylhexatriacontane				[66577-06-8]
C ₃₇ H ₇₆	(502–772)	130.5	(517)		[99/16]
	1-heptatriacontanethiol				[66577-07-9]
C ₃₇ H ₇₆ S	(523–799)	135.3	(538)	EST	[99/16]
	dotriacontylbenzene				[61828-29-3]
C ₃₈ H ₇₀	(511–791)	130.4	(526)		[99/16]
	ditetradecyl sebacate				[26719-47-1]
C ₃₈ H ₇₄ O ₄	(431–483)	135.5	(446)	A, T	[87/5][49/9]
	dotriacontylcyclohexane				[61828-17-9]
C ₃₈ H ₇₆	(510–792)	129.8	(525)		[99/16]
	1-octatriacontene				[61868-16-4]
C ₃₈ H ₇₆	(507–782)	131.0	(522)		[99/16]
	octatriacontane				[7194-85-6]

TABLE 6. Enthalpies of vaporization of organic compounds, 1880–2002—Continued

Molecular formula	Compound (Temperature range/K)	$\Delta_{\text{vap}}H_m$ (kJ mol ⁻¹)	Mean temperature (T_m /K)	Method	CAS registry number Reference
	(471–511)	160±2	(491)	TE	[94/2]
	(546–785)	128.5	(561)	A, EST	[87/5][66/8]
C ₃₈ H ₇₈	2-methylheptatriacontane				[66576-92-9]
	(507–779)	132.2	(522)		[99/16]
C ₃₈ H ₇₈ S	1-octatriacontanethiol			EST	[66576-93-0]
	(527–805)	136.7	(542)		[99/16]
C ₃₉ H ₇₂	17-phenyltritiacontane			A, MG	[55517-74-3]
	(544–571)	147.1	(557)		[87/5][55/11]
C ₃₉ H ₇₂	tritiacontylbenzene				[61828-30-6]
	(516–798)	132.0	(531)		[99/16]
C ₃₉ H ₇₄ O ₆	glycerol trilaurate				[538-24-9]
		221.1		TGA	[02/33]
	(458–520)	137.6	(473)	A, T	[87/5][49/16]
C ₃₉ H ₇₈	1-nontriacontene				[61868-17-5]
	(512–788)	132.5	(527)		[99/16]
C ₃₉ H ₇₈	tritiacontylcyclohexane				[61828-18-0]
	(515–798)	131.4	(530)		[99/16]
C ₃₉ H ₇₈	17-cyclohexyltritiacontane				[55517-75-4]
	(570–602)	131.9	(585)	A, MG	[87/5][55/11]
C ₃₉ H ₈₀	nontriacontane				[7194-86-7]
	(552–791)	130.3	(567)	A, EST	[87/5][66/8]
C ₃₉ H ₈₀	2-methyloctatriacontane				[66576-59-8]
	(512–785)	133.8	(527)		[99/16]
C ₃₉ H ₈₀ S	1-nontriacontanethiol			EST	[66576-60-1]
	(531–811)	138.1	(546)		[99/16]
C ₄₀ H ₇₄	tetracontylbenzene				[61828-31-7]
	(520–804)	133.8	(535)		[99/16]
C ₄₀ H ₈₀	1-tetracontene				[61868-18-6]
	(517–794)	134.0	(532)		[99/16]
C ₄₀ H ₈₀	tetracontylcyclohexane				[61828-19-1]
	(520–804)	132.9	(535)		[99/16]
C ₄₀ H ₈₂	tetracontane				[4181-95-7]
	(557–798)	132.2	(572)	A, EST	[87/5][66/8]
C ₄₀ H ₈₂	2-methylnonatriacontane				[66576-48-5]
	(517–791)	135.3	(532)		[99/16]
C ₄₀ H ₈₂ S	1-tetracontanethiol			EST	[66576-49-6]
	(535–817)	139.6	(550)		[99/16]
C ₄₁ H ₇₆	pentatriacontylbenzene				[61828-32-8]
	(525–810)	135.2	(540)		[99/16]
C ₄₁ H ₈₂	1-hentetracontene				[66576-37-2]
	(521–800)	135.8	(536)		[99/16]
C ₄₁ H ₈₂	pentatriacontylcyclohexane				[61828-20-4]
	(524–810)	134.5	(539)		[99/16]
C ₄₁ H ₈₄	hentetracontane				[7194-87-8]
	(562–804)	134.1	(577)	A, EST	[87/5][66/8]
C ₄₁ H ₈₄	2-methyltetracontane				[66575-38-3]
	(521–797)	137.1	(536)		[99/16]
C ₄₁ H ₈₄ S	1-hentetracontanethiol			EST	[66576-39-4]
	(539–822)	140.8	(554)		[99/16]
C ₄₂ H ₇₈	hexatriacontylbenzene				[61828-33-9]
	(529–815)	129.0	(544)		[99/16]
C ₄₂ H ₈₄	1-dotetracontene				[21807-60-3]
	(526–806)	137.1	(541)		[99/16]
C ₄₂ H ₈₄	hexatriacontylcyclohexane				[61828-21-5]
	(529–816)	135.8	(544)		[99/16]
C ₄₂ H ₈₆	dotetracontane				[7098-20-6]
	(567–810)	136.0	(582)	A, EST	[87/5][66/8]
C ₄₂ H ₈₆	2-methylhentetracontane				[66576-40-7]
	(526–803)	138.5	(541)		[99/16]
C ₄₂ H ₈₆	2,2,4,15,17,17-hexamethyl-7,12-bis(3,5,5-trimethylhexyl)octadecane			A, MG	[55470-97-8]
	(512–575)	118.3	(527)		[87/5][55/11]
C ₄₂ H ₈₆ S	1-dotetracontanethiol			EST	[66576-41-8]
	(543–828)	142.1	(558)		[99/16]
C ₄₂ H ₈₇ N	tritradecylamine				[27911-72-4]

TABLE 6. Enthalpies of vaporization of organic compounds, 1880–2002—Continued

Molecular formula	Compound (Temperature range/K)	$\Delta_{\text{vap}}H_m$ (kJ mol ⁻¹)	Mean temperature (T_m /K)	Method	CAS registry number Reference
C ₄₃ H ₈₀	(609–848) heptatriacontylbenzene	86.6	(624)	A	[87/5]
	(533–821)	138.3	(548)		[66576-74-7] [99/16]
C ₄₃ H ₈₆	(533–821) heptatriacontylcyclohexane	137.4	(548)	A, EST	[66576-75-8] [99/16]
	(530–812) 1-tritetracontene	138.7	(545)		[66576-76-9] [99/16]
C ₄₃ H ₈₈	(572–820) tritetracontane	137.7	(587)	A, EST	[66576-76-9] [87/5][66/8]
	(530–809) 2-methyltetracontane	140.0	(545)		[66576-77-0] [99/16]
C ₄₃ H ₈₈ S	(547–833) 1-tritetracontanethiol	143.2	(562)	EST	[66576-78-1] [99/16]
	C ₄₄ H ₈₂	(537–826) octatriacontylbenzene	139.7		(552)
C ₄₄ H ₈₈		(537–827) octatriacontylcyclohexane	138.7	(552)	A, EST
	(534–818) 1-tetracontene	140.1	(549)	[66576-81-6] [99/16]	
C ₄₄ H ₉₀	(577–821) tetracontane	139.3	(592)	A, EST	[7098-22-8] [87/5][66/8]
	(534–815) 2-methyltritetracontane	141.5	(549)		[66576-82-7] [99/16]
C ₄₄ H ₉₀ S	(551–838) 1-tetracontanethiol	144.1	(566)	EST	[66576-83-8] [99/16]
	C ₄₅ H ₈₄	(541–832) nontriacontylbenzene	141.0		(556)
C ₄₅ H ₈₆ O ₆		(491–551) <i>(dl)</i> 1-lauric-2-myristic-3-plamitic glycerol	147.8	(506)	A, T
	C ₄₅ H ₈₆ O ₆	(490–551) <i>(dl)</i> 1-myristic-2-capric-3-stearic glycerol	148.4	(505)	
C ₄₅ H ₈₆ O ₆		glycerol trimyristate	199.1		TGA
	C ₄₅ H ₉₀	(488–551) nonatriacontylcyclohexane	147.8	(503)	A, T
C ₄₅ H ₉₀		(541–832) 1-pentatetracontene	140.1	(556)	
	C ₄₅ H ₉₂	(538–823) pentatetracontane	141.5	(553)	A, EST
(582–827) 2-methyltetracontane		141.0	(597)	[87/5][66/8] [66576-64-5]	
C ₄₅ H ₉₂	(538–820) 1-pentatetracontanethiol	142.9	(553)	EST	[99/16] [66576-65-6]
	(554–843) tetracontylbenzene	145.6	(569)		[99/16] [66576-67-8]
C ₄₆ H ₈₆	(545–837) 1-hexatetracontene	142.3	(560)	A, EST	[99/16] [66576-68-9]
	(542–828) tetracontylcyclohexane	142.8	(557)		[99/16] [66576-69-0]
C ₄₆ H ₉₂	(545–837) hexatetracontane	141.3	(560)	A, EST	[99/16] [7098-24-0]
	(586–832) 2-methylpentatetracontane	142.8	(601)		[87/5][66/8] [66564-10-1]
C ₄₆ H ₉₄	(542–826) 1-hexatetracontanethiol	144.2	(557)	EST	[99/16] [66564-11-2]
	(557–847) hentetracontylbenzene	146.7	(572)		[99/16] [66564-12-3]
C ₄₇ H ₈₈	(549–842) <i>(dl)</i> 1-myristic-2-lauric-3-stearic glycerol	143.5	(564)	A, T	[99/16] [87/5][49/16]
	(493–558) <i>(dl)</i> 1-palmitic-2-capric-3-stearic glycerol	150.5	(508)		[87/5][49/16] [507–559]
C ₄₇ H ₉₀ O ₆	(507–559) hentetracontylcyclohexane	154.8	(522)	A, T	[87/5][49/16] [66564-13-4]
	(548–842)	142.8	(563)		[99/16]

TABLE 6. Enthalpies of vaporization of organic compounds, 1880–2002—Continued

Molecular formula	Compound (Temperature range/K)	$\Delta_{\text{vap}}H_m$ (kJ mol ⁻¹)	Mean temperature (T_m /K)	Method	CAS registry number Reference
C ₄₇ H ₉₄	1-heptatetracontene (546–833)	143.9	(561)		[66576-01-0] [99/16]
C ₄₇ H ₉₆	heptatetracontane (591–837)	144.2	(606)	A, EST	[7098-25-1] [87/5][66/8]
C ₄₇ H ₉₆	2-methylhexatetracontane (546–831)	145.3	(561)		[66576-02-1] [99/16]
C ₄₇ H ₉₆ S	1-heptatetracontanethiol (561–852)	147.6	(576)	EST	[66576-03-2] [99/16]
C ₄₈ H ₉₀	dotetracontylbenzene (552–846)	144.9	(567)		[66576-04-3] [99/16]
C ₄₈ H ₉₆	dotetracontylcyclohexane (552–847)	143.9	(567)		[66576-05-4] [99/16]
C ₄₈ H ₉₆	1-octatetracontene (549–838)	145.4	(564)		[66576-06-5] [99/16]
C ₄₈ H ₉₈	octatetracontane (595–843)	145.9	(610)	A, EST	[7098-26-2] [87/5][66/8]
C ₄₈ H ₉₈	2-methylheptatetracontane (550–836)	146.5	(565)		[66576-07-6] [99/16]
C ₄₈ H ₉₈ S	1-octatetracontanethiol (564–856)	148.7	(579)	EST	[66576-08-7] [99/16]
C ₄₉ H ₉₂	tritetracontylbenzene (556–851)	145.9	(571)		[66576-09-8] [99/16]
C ₄₉ H ₉₄ O ₆	(<i>dl</i>) 1-palmitic-2-lauryl-3-stearic glycerol (506–567)	160.0	(521)	A, T	[87/5][49/16] [66576-19-1]
C ₄₉ H ₉₈	1-nonatetracontene (553–843)	146.4	(568)		[99/16]
C ₄₉ H ₉₈	tritetracontylcyclohexane (556–852)	144.9	(571)		[66576-11-2] [99/16]
C ₄₉ H ₁₀₀	nonatetracontane (599–847)	147.5	(614)	A, EST	[7098-27-3] [87/5][66/8]
C ₄₉ H ₁₀₀	2-methyloctatetracontane (553–840)	147.9	(568)		[66576-12-3] [99/16]
C ₄₉ H ₁₀₀ S	1-nonatetracontanethiol (567–861)	149.7	(582)	EST	[66576-13-4] [99/16]
C ₅₀ H ₉₄	tetratetracontylbenzene (559–856)	147.1	(574)		[66576-14-5] [99/16]
C ₅₀ H ₁₀₀	1-pentacontene (556–848)	147.8	(571)		[63911-02-4] [99/16]
C ₅₀ H ₁₀₀	tetratetracontylcyclohexane (559–856)	146.2	(574)		[66576-15-6] [99/16]
C ₅₀ H ₁₀₂	pentacontane (603–852)	149.0	(618)	A, EST	[6596-40-3] [87/5][66/8]
C ₅₀ H ₁₀₂	2-methylnonatetracontane (557–845)	148.8	(572)		[66576-16-7] [99/16]
C ₅₀ H ₁₀₂ S	1-pentacontanethiol (570–865)	150.7	(585)	EST	[66576-17-8] [99/16]
C ₅₁ H ₉₆	pentatetracontylbenzene (562–860)	148.3	(577)		[66576-18-9] [99/16]
C ₅₁ H ₉₈ O ₆	1-myristic-2-palmitic-3-stearic glycerol (508–572)	157.9	(523)	A, T	[60138-20-7] [87/5][49/16]
C ₅₁ H ₉₈ O ₆	glycerol tripalmitate (506–572)	474.3 160.8	(521)	TGA A, T	[555-44-2] [02/33] [87/5][49/16]
C ₅₁ H ₁₀₂	1-henpentacontene (560–852)	148.6	(575)		[66576-19-0] [99/16]
C ₅₁ H ₁₀₂	pentatetracontylcyclohexane (562–861)	147.4	(577)		[66576-20-3] [99/16]
C ₅₁ H ₁₀₄	henpentacontane (607–857)	150.6	(622)	A, EST	[7667-76-7] [87/5][66/8]
C ₅₁ H ₁₀₄	2-methylpentacontane (560–850)	150.0	(575)		[66575-81-3] [99/16]
C ₅₁ H ₁₀₄ S	1-henpentacontanethiol (573–869)	151.6	(588)	EST	[66575-82-4] [99/16]
C ₅₂ H ₉₈	hexatetracontylbenzene				[66575-84-6]

TABLE 6. Enthalpies of vaporization of organic compounds, 1880–2002—Continued

Molecular formula	Compound (Temperature range/K)	$\Delta_{\text{vap}}H_m$ (kJ mol ⁻¹)	Mean temperature (T_m /K)	Method	CAS registry number Reference
C ₅₂ H ₁₀₄	(566–864)	149.1	(581)		[99/16]
	1-dopentacontene				[66575-85-7]
C ₅₂ H ₁₀₄	(563–857)	149.8	(578)		[99/16]
	hexatetracontylcyclohexane				[66575-86-8]
C ₅₂ H ₁₀₆	(565–865)	148.5	(580)		[99/16]
	dopentacontane				[7719-79-1]
C ₅₂ H ₁₀₆	(611–861)	152.0	(626)	A, EST	[87/5][66/8]
	2-methylhenpentacontane				[66575-87-9]
C ₅₂ H ₁₀₆ S	(563–854)	151.2	(578)		[99/16]
	1-dopentacontanethiol				[66575-88-0]
C ₅₃ H ₁₀₀	(575–873)	152.6	(590)	EST	[99/16]
	heptatetracontylbenzene				[66575-89-1]
C ₅₃ H ₁₀₆	(569–868)	150.1	(584)		[99/16]
	heptatetracontylcyclohexane				[66563-49-3]
C ₅₃ H ₁₀₆	(568–869)	149.6	(583)		[99/16]
	1-tripentacontene				[66577-50-2]
C ₅₃ H ₁₀₆	(566–861)	150.9	(581)		[99/16]
	tripentacontane				[7719-80-4]
C ₅₃ H ₁₀₈	(615–866)	153.4	(630)	A, EST	[87/5][66/8]
	2-methylpentacontane				[66575-90-4]
C ₅₃ H ₁₀₈ S	(566–858)	152.3	(581)		[99/16]
	1-tripentacontanethiol				[66575-91-5]
C ₅₄ H ₁₀₂	(578–877)	153.7	(593)	EST	[99/16]
	octatetracontylbenzene				[66575-92-6]
C ₅₄ H ₁₀₈	(572–873)	151.1	(587)		[99/16]
	octatetracontylcyclohexane				[66575-93-7]
C ₅₄ H ₁₁₀	(571–873)	150.6	(586)		[99/16]
	1-tetrapentacontene				[66575-94-8]
C ₅₄ H ₁₁₀	(569–865)	151.9	(584)		[99/16]
	tetrapentacontane				[5856-66-6]
C ₅₄ H ₁₁₀	(618–870)	155.0	(633)	A, EST	[87/5][66/8]
	2-methyltripentacontane				[66575-95-9]
C ₅₄ H ₁₁₀ S	(569–863)	153.4	(584)		[99/16]
	1-tetrapentacontanethiol				[66575-96-0]
C ₅₅ H ₁₀₄	(581–881)	154.4	(596)	EST	[99/16]
	nontetracontylbenzene				[66575-98-2]
C ₅₅ H ₁₁₀	(575–877)	152.1	(590)		[99/16]
	nonatetracontylcyclohexane				[66575-99-3]
C ₅₅ H ₁₁₀	(574–877)	151.6	(589)		[99/16]
	1-pentapentacontene				[66576-00-9]
C ₅₅ H ₁₁₂	(572–869)	152.9	(587)		[99/16]
	pentapentacontane				[5846-40-2]
C ₅₅ H ₁₁₂	(622–874)	156.3	(637)	A, EST	[87/5][66/8]
	2-methyltetrapentacontane				[66575-60-8]
C ₅₅ H ₁₁₂ S	(572–867)	154.3	(587)		[99/16]
	1-pentapentacontanethiol				[66575-61-9]
C ₅₆ H ₁₀₆	(584–885)	155.0	(599)	EST	[99/16]
	pentacontylbenzene				[66575-62-0]
C ₅₆ H ₁₀₈	(577–880)	153.2	(592)		[99/16]
	1-hexapentacontene				[66575-63-1]
C ₅₆ H ₁₀₈	(575–873)	154.5	(588)		[99/16]
	pentacontylcyclohexane				[66575-64-2]
C ₅₆ H ₁₁₄	(577–881)	152.4	(592)		[99/16]
	hexapentacontane				[7719-82-6]
C ₅₆ H ₁₁₄	(625–878)	157.8	(640)	A, EST	[87/5][66/8]
	2-methylpentapentacontane				[66575-65-3]
C ₅₆ H ₁₁₄ S	(575–871)	155.9	(588)		[99/16]
	1-hexapentacontanethiol				[66575-66-4]
C ₅₇ H ₁₀₈	(586–888)	156.0	(601)	EST	[99/16]
	henpentacontylbenzene				[66575-67-5]
C ₅₇ H ₁₀₈ O ₆	(580–884)	154.1	(595)		[99/16]
	1,3-distearic-2-oleic glycerol				[2846-04-0]
C ₅₇ H ₁₀₈ O ₆	(523–593)	165.8	(538)	A, T	[87/5][49/16]
	glycerol tristearate				[555-43-1]

TABLE 6. Enthalpies of vaporization of organic compounds, 1880–2002—Continued

Molecular formula	Compound (Temperature range/K)	$\Delta_{\text{vap}}H_m$ (kJ mol ⁻¹)	Mean temperature (T_m /K)	Method	CAS registry number Reference
C ₅₇ H ₁₁₄	(521–588)	220.8		TGA	[02/33]
	henpentacontylcyclohexane (580–885)	167.5	(536)	A, T	[87/5][49/16] [66575-68-6]
C ₅₇ H ₁₁₄	1-heptapentacontene (578–877)	153.3	(595)		[99/16] [66575-69-7]
	heptapentacontane (629–882)	154.6	(593)		[99/16] [5856-67-7]
C ₅₇ H ₁₁₆	2-methylhexapentacontane (578–875)	158.9	(644)	A, EST	[87/5][66/8] [66575-70-0]
	1-heptapentacontanethiol (589–892)	155.9	(593)		[99/16] [66575-75-1]
C ₅₈ H ₁₁₀	dopentacontylbenzene (583–888)	156.7	(604)	EST	[99/16] [66575-73-3]
	dopentacontylcyclohexane (582–888)	155.7	(598)		[99/16] [66575-74-4]
C ₅₈ H ₁₁₆	1-octapentacontene (580–881)	154.3	(597)		[99/16] [66575-75-5]
	octapentacontane (632–886)	155.8	(595)		[99/16] [7667-78-9]
C ₅₈ H ₁₁₈	2-methylheptapentacontane (581–879)	160.3	(647)	A, EST	[87/5][66/8] [66575-76-6]
	1-octapentacontanethiol (591–895)	156.8	(596)		[99/16] [66575-77-7]
C ₅₉ H ₁₁₂	tripentacontylbenzene (585–891)	157.4	(606)	EST	[99/16] [66575-78-8]
	tripentacontylcyclohexane (585–892)	155.9	(600)		[99/16] [66575-80-2]
C ₅₉ H ₁₁₈	1-nonapentacontene (583–885)	155.0	(600)		[99/16] [66575-79-9]
	nonapentacontane (635–890)	156.4	(598)		[99/16] [7667-70-0]
C ₅₉ H ₁₂₀	2-methyloctapentacontane (583–882)	161.8	(650)	A, EST	[87/5][66/8] [66575-49-3]
	1-nonapentacontanethiol (593–899)	157.9	(598)		[99/16] [66575-50-6]
C ₆₀ H ₁₁₄	tetrapentacontylbenzene (588–895)	158.3	(608)	EST	[99/16] [66575-51-7]
	1-hexacontene (586–888)	156.6	(603)		[99/16] [66575-52-8]
C ₆₀ H ₁₂₀	tetrapentacontylcyclohexane (587–895)	157.1	(601)		[99/16] [66575-53-9]
	hexacontane (638–893)	156.0	(602)		[99/16] [7667-80-3]
C ₆₀ H ₁₂₂	2-methylnonapentacontane (586–886)	163.0	(653)	A, EST	[87/5][66/8] [66575-54-0]
	1-hexacontanethiol (595–902)	158.5	(601)		[99/16] [66575-55-1]
C ₆₁ H ₁₁₆	pentapentacontylbenzene (590–898)	159.1	(610)	EST	[99/16] [66563-50-6]
	1-henhexacontene (588–891)	157.5	(605)		[99/16] [66563-51-7]
C ₆₁ H ₁₂₂	pentapentacontylcyclohexane (590–899)	158.0	(603)		[99/16] [66563-52-8]
	henhexacontane (642–897)	156.6	(605)		[99/16] [7667-81-4]
C ₆₁ H ₁₂₄	2-methylhexacontane (588–889)	163.9	(657)	A, EST	[87/5][66/8] [66563-53-9]
	1-henhexacontanethiol (597–905)	159.4	(603)		[99/16] [66563-54-0]
C ₆₂ H ₁₁₈	hexapentacontylbenzene (592–902)	159.6	(612)	EST	[99/16] [66563-55-1]
	1-dohexacontene (590–895)	158.4	(607)		[99/16] [66563-56-2]
C ₆₂ H ₁₂₄		158.6	(605)		[99/16]

TABLE 6. Enthalpies of vaporization of organic compounds, 1880–2002—Continued

Molecular formula	Compound (Temperature range/K)	$\Delta_{\text{vap}}H_m$ (kJ mol ⁻¹)	Mean temperature (T_m /K)	Method	CAS registry number Reference
C ₆₂ H ₁₂₆	hexapentacontylcyclohexane (592–902)	157.5	(607)		[66563-57-3] [99/16]
C ₆₂ H ₁₂₆	dohexacontane (645–901)	165.2	(660)	A, EST	[7719-83-7] [87/5][66/8]
C ₆₂ H ₁₂₆	2-methylhenhexacontane (590–892)	160.1	(605)		[66563-58-4] [99/16]
C ₆₂ H ₁₂₂ S	1-dohexacontanethiol (599–908)	160.1	(614)	EST	[66563-59-5] [99/16]
C ₆₃ H ₁₂₀	heptapentacontylbenzene (595–905)	158.9	(610)		[66563-60-8] [99/16]
C ₆₃ H ₁₂₆	heptapentacontylcyclohexane (594–905)	158.2	(609)		[66563-61-9] [99/16]
C ₆₃ H ₁₂₆	1-trihexacontene (593–899)	159.8	(608)		[66563-62-0] [99/16]
C ₆₃ H ₁₂₈	trihexacontane (647–904)	116.7	(662)	A, EST	[7719-84-8] [87/5][66/8]
C ₆₃ H ₁₂₈	2-methyl-dohexacontane (593–897)	161.3	(608)		[66563-63-1] [99/16]
C ₆₃ H ₁₂₈ S	1-trihexacontanethiol (602–911)	161.1	(617)	EST	[66563-64-2] [99/16]
C ₆₄ H ₁₂₂	octapentacontylbenzene (597–908)	159.5	(612)		[66563-65-3] [99/16]
C ₆₄ H ₁₂₈	octapentacontylcyclohexane (596–908)	158.8	(611)		[66563-66-4] [99/16]
C ₆₄ H ₁₂₈	1-tetrahexacontene (595–902)	160.5	(610)		[66563-36-8] [99/16]
C ₆₄ H ₁₃₀	tetrahexacontane (650–907)	168.3	(665)	A, EST	[7719-87-1] [87/5][66/8]
C ₆₄ H ₁₃₀	2-methyltrihexacontane (595–900)	161.9	(610)		[66563-37-9] [99/16]
C ₆₄ H ₁₃₀ S	1-tetrahexacontanethiol (604–914)	161.6	(619)	EST	[66563-38-0] [99/16]
C ₆₅ H ₁₂₄	nonapentacontylbenzene (599–911)	160.1	(614)		[66563-39-1] [99/16]
C ₆₅ H ₁₃₀	nonapentacontylcyclohexane (599–912)	159.9	(614)		[66563-40-4] [99/16]
C ₆₅ H ₁₃₀	1-pentaheptacontene (597–905)	161.1	(612)		[66563-41-5] [99/16]
C ₆₅ H ₁₃₂	pentaheptacontane (653–910)	169.0	(668)	A, EST	[7719-88-2] [87/5][66/8]
C ₆₅ H ₁₃₂	2-methyltetrahexacontane (597–903)	162.5	(612)		[66563-42-6] [99/16]
C ₆₅ H ₁₃₂ S	1-pentaheptacontanethiol (606–917)	162.1	(621)	EST	[66563-43-7] [99/16]
C ₆₆ H ₁₂₆	hexacontylbenzene (602–914)	161.2	(617)		[66563-44-8] [99/16]
C ₆₆ H ₁₃₂	hexacontylcyclohexane (601–915)	160.5	(616)		[66563-45-9] [99/16]
C ₆₆ H ₁₃₂	1-hexaheptacontene (599–908)	161.7	(614)		[66563-46-0] [99/16]
C ₆₆ H ₁₃₄	hexaheptacontane (656–914)	170.0	(671)	A, EST	[7719-89-3] [87/5][66/8]
C ₆₆ H ₁₃₄	2-methylpentaheptacontane (599–906)	163.1	(614)		[66563-47-1] [99/16]
C ₆₆ H ₁₃₄ S	1-hexaheptacontanethiol (607–920)	162.8	(622)	EST	[66563-48-2] [99/16]
C ₆₇ H ₁₂₈	henhexacontylbenzene (603–917)	162.1	(618)		[66563-72-2] [99/16]
C ₆₇ H ₁₃₄	henhexacontylcyclohexane (603–917)	160.9	(618)		[66563-73-3] [99/16]
C ₆₇ H ₁₃₄	1-heptaheptacontene (601–911)	162.3	(616)		[66563-74-4] [99/16]
C ₆₇ H ₁₃₆	heptaheptacontane (659–937)	170.9	(674)	A, EST	[7719-90-6] [87/5][66/8]

TABLE 6. Enthalpies of vaporization of organic compounds, 1880–2002—Continued

Molecular formula	Compound (Temperature range/K)	$\Delta_{\text{vap}}H_m$ (kJ mol ⁻¹)	Mean temperature (T_m /K)	Method	CAS registry number Reference
C ₆₇ H ₁₃₆	2-methylhexahexacontane (601–909)	163.7	(616)		[66563-75-5] [99/16]
C ₆₇ H ₁₃₆ S	1-heptaheptacontanethiol (609–922)	163.2	(624)	EST	[66563-76-6] [99/16]
C ₆₈ H ₁₃₀	dohexacontylbenzene (605–920)	162.6	(620)		[66563-75-5] [99/16]
C ₆₈ H ₁₃₆	dohexacontylcyclohexane (605–920)	161.5	(620)		[66563-78-8] [99/16]
C ₆₈ H ₁₃₆	1-octahexacontene (603–913)	162.8	(618)		[66563-79-9] [99/16]
C ₆₈ H ₁₃₈	octahexacontane (661–920)	172.3	(676)	A, EST	[7719-91-7] [87/5][66/8]
C ₆₈ H ₁₃₈	2-methylheptaheptacontane (603–912)	164.3	(618)		[66563-80-2] [99/16]
C ₆₈ H ₁₃₈ S	1-octahexacontanethiol (611–925)	163.6	(626)	EST	[66563-81-3] [99/16]
C ₆₉ H ₁₃₂	trihexacontylbenzene (607–923)	163.1	(622)		[66563-82-4] [99/16]
C ₆₉ H ₁₃₈	1-nonhexacontene (605–916)	163.4	(620)		[66563-83-5] [99/16]
C ₆₉ H ₁₃₈	trihexacontylcyclohexane (607–923)	162.0	(622)		[66563-93-7] [99/16]
C ₆₉ H ₁₄₀	nonahexacontane (664–923)	173.2	(679)	A, EST	[7719-92-8] [87/5][66/8]
C ₆₉ H ₁₄₀	2-methyloctaheptacontane (605–914)	164.9	(620)		[66563-94-8] [99/16]
C ₆₉ H ₁₄₀ S	1-nonahexacontanethiol (612–928)	164.4	(627)	EST	[66577-83-1] [99/16]
C ₇₀ H ₁₃₄	tetrahexacontylbenzene (609–925)	163.6	(624)		[66577-84-2] [99/16]
C ₇₀ H ₁₄₀	1-heptacontene (607–919)	163.9	(622)		[66577-85-3] [99/16]
C ₇₀ H ₁₄₀	tetrahexacontylcyclohexane (608–926)	162.8	(623)		[66577-86-4] [99/16]
C ₇₀ H ₁₄₂	heptacontane (666–926)	174.4	(681)	A, EST	[7719-93-9] [87/5][66/8]
C ₇₀ H ₁₄₂	2-methylnonahexacontane (607–917)	165.4	(622)		[66577-87-5] [99/16]
C ₇₀ H ₁₄₂ S	1-heptacontanethiol (614–930)	164.8	(621)	EST	[66577-88-6] [99/16]
C ₇₁ H ₁₃₆	pentaheptacontylbenzene (611–928)	164.4	(626)		[66577-89-7] [99/16]
C ₇₁ H ₁₄₂	1-henheptacontene (609–922)	164.4	(624)		[66577-90-0] [99/16]
C ₇₁ H ₁₄₂	pentaheptacontylcyclohexane (610–928)	163.3	(625)		[66577-91-1] [99/16]
C ₇₁ H ₁₄₄	henheptacontane (669–928)	175.2	(684)	A, EST	[7667-82-5] [87/5][66/8]
C ₇₁ H ₁₄₄	2-methylheptacontane (609–920)	165.9	(624)		[66577-92-2] [99/16]
C ₇₁ H ₁₄₄ S	1-henheptacontanethiol (616–933)	165.1	(631)	EST	[66577-93-3] [99/16]
C ₇₂ H ₁₃₈	hexahexacontylbenzene (613–931)	164.5	(628)		[66577-94-4] [99/16]
C ₇₂ H ₁₄₄	1-doheptacontene (610–924)	165.3	(625)		[66577-95-5] [99/16]
C ₇₂ H ₁₄₄	hexahexacontylcyclohexane (612–931)	163.8	(627)		[66577-96-6] [99/16]
C ₇₂ H ₁₄₆	doheptacontane (671–931)	176.4	(686)	A, EST	[7668-83-6] [87/5][66/8]
C ₇₂ H ₁₄₆	2-methylhenheptacontane (611–923)	166.4	(626)		[66577-97-7] [99/16]
C ₇₂ H ₁₄₆ S	1-doheptacontanethiol (617–935)	165.8	(632)	EST	[66577-98-8] [99/16]

TABLE 6. Enthalpies of vaporization of organic compounds, 1880–2002—Continued

Molecular formula	Compound (Temperature range/K)	$\Delta_{\text{vap}}H_m$ (kJ mol ⁻¹)	Mean temperature (T_m /K)	Method	CAS registry number Reference
C ₇₃ H ₁₄₀	heptahexacontylbenzene (614–933)	165.4	(629)		[66577-99-9] [99/16]
C ₇₃ H ₁₄₆	heptahexacontylcyclohexane (614–933)	164.2	(629)		[66578-00-5] [99/16]
C ₇₃ H ₁₄₆	1-triheptacontene (612–927)	165.7	(627)		[66578-01-6] [99/16]
C ₇₃ H ₁₄₈	triheptacontane (674–934)	177.1	(689)	A, EST	[7667-84-7] [87/5][66/8]
C ₇₃ H ₁₄₈	2-methylheptacontane (613–926)	166.9	(628)		[66578-02-7] [99/16]
C ₇₃ H ₁₄₈ S	1-triheptacontanethiol (619–938)	166.2	(634)	EST	[66577-64-8] [99/16]
C ₇₄ H ₁₄₂	octahexacontylbenzene (616–936)	165.8	(631)		[66577-65-9] [99/16]
C ₇₄ H ₁₄₈	octahexacontylcyclohexane (615–936)	165.0	(630)		[66577-66-0] [99/16]
C ₇₄ H ₁₄₈	1-tetraheptacontene (614–930)	166.2	(629)		[66577-67-1] [99/16]
C ₇₄ H ₁₅₀	tetraheptacontane (676–936)	178.2	(691)	A, EST	[7667-85-8] [87/5][66/8]
C ₇₄ H ₁₅₀	2-methyltriheptacontane (615–928)	167.4	(630)		[66577-68-2] [99/16]
C ₇₄ H ₁₅₀ S	1-tetraheptacontanethiol (620–940)	166.9	(635)	EST	[66577-69-3] [99/16]
C ₇₅ H ₁₄₄	nonahexacontylbenzene (618–938)	166.3	(633)		[66577-70-6] [99/16]
C ₇₅ H ₁₅₀	nonahexacontylcyclohexane (617–632)	165.4	(632)		[66577-71-7] [99/16]
C ₇₅ H ₁₅₀	1-pentaheptacontene (616–932)	166.7	(631)		[66577-72-8] [99/16]
C ₇₅ H ₁₅₂	pentaheptacontane (678–939)	179.4	(693)	A, EST	[7667-86-9] [87/5][66/8]
C ₇₅ H ₁₅₂	2-methyltetraheptacontane (616–931)	168.2	(631)		[66577-73-9] [99/16]
C ₇₅ H ₁₅₂ S	1-pentaheptacontanethiol (622–942)	167.2	(637)	EST	[66577-74-0] [99/16]
C ₇₆ H ₁₄₆	heptacontylbenzene (619–941)	167.0	(634)		[66577-75-1] [99/16]
C ₇₆ H ₁₅₂	heptacontylcyclohexane (619–941)	165.8	(634)		[66577-76-2] [99/16]
C ₇₆ H ₁₅₂	1-hexaheptacontene (617–935)	167.5	(632)		[66577-77-3] [99/16]
C ₇₆ H ₁₅₄	hexaheptacontane (680–941)	180.4	(695)	A, EST	[7667-87-0] [87/5][66/8]
C ₇₆ H ₁₅₄	2-methylpentaheptacontane (618–933)	168.7	(633)		[66577-78-4] [99/16]
C ₇₆ H ₁₅₄ S	1-hexaheptacontanethiol (623–945)	169.8	(638)	EST	[66577-79-5] [99/16]
C ₇₇ H ₁₄₈	henheptacontylbenzene (621–943)	167.4	(636)		[66577-80-8] [99/16]
C ₇₇ H ₁₅₄	henheptacontylcyclohexane (620–943)	166.6	(635)		[66577-81-9] [99/16]
C ₇₇ H ₁₅₄	1-heptaheptacontene (619–937)	167.9	(634)		[66577-82-0] [99/16]
C ₇₇ H ₁₅₆	heptaheptacontane (682–944)	181.4	(697)	A, EST	[7719-94-0] [87/5][66/8]
C ₇₇ H ₁₅₆	2-methylhexaheptacontane (620–936)	169.1	(635)		[66575-56-2] [99/16]
C ₇₇ H ₁₅₆ S	1-heptaheptacontanethiol (625–947)	168.2	(640)	EST	[66575-57-3] [99/16]
C ₇₈ H ₁₅₀	doheptacontylbenzene (622–945)	167.3	(637)		[66327-30-8] [99/16]
C ₇₈ H ₁₅₆	doheptacontylcyclohexane (622–945)	166.9	(637)		[66327-31-9] [99/16]

TABLE 6. Enthalpies of vaporization of organic compounds, 1880–2002—Continued

Molecular formula	Compound (Temperature range/K)	$\Delta_{\text{vap}}H_m$ (kJ mol ⁻¹)	Mean temperature (T_m /K)	Method	CAS registry number Reference
C ₇₈ H ₁₅₆	1-octaheptacontene (621–940)	168.3	(636)		[66327-32-0] [99/16]
C ₇₈ H ₁₅₈	octaheptacontane (685–946)	181.8	(700)	A, EST	[7719-85-9] [87/5][66/8]
C ₇₈ H ₁₅₈	2-methylheptaheptacontane (621–939)	169.9	(636)		[66327-33-1] [99/16]
C ₇₈ H ₁₅₈ S	1-octaheptacontanethiol (626–949)	168.8	(641)	EST	[66375-13-1] [99/16]
C ₇₉ H ₁₅₂	triheptacontylbenzene (623–947)	168.0	(638)		[66327-34-2] [99/16]
C ₇₉ H ₁₅₈	1-nonaheptacontene (622–942)	169.1	(637)		[66327-35-3] [99/16]
C ₇₉ H ₁₅₈	triheptacontylcyclohexane (623–948)	167.7	(638)		[66327-36-4] [99/16]
C ₇₉ H ₁₆₀	nonaheptacontane (687–949)	182.7	(702)	A, EST	[7719-86-0] [87/5][66/8]
C ₇₉ H ₁₆₀	2-methyloctaheptacontane (622–940)	167.8	(637)		[66327-37-5] [99/16]
C ₇₉ H ₁₆₀ S	1-nonaheptacontanethiol (628–952)	169.1	(643)	EST	[66327-38-6] [99/16]
C ₈₀ H ₁₅₄	tetraheptacontylbenzene (625–949)	168.4	(640)		[66327-39-7] [99/16]
C ₈₀ H ₁₆₀	1-octacontene (624–945)	169.4	(639)		[66327-40-0] [99/16]
C ₈₀ H ₁₆₀	tetraheptacontylcyclohexane (625–950)	168.0	(640)		[66327-41-1] [99/16]
C ₈₀ H ₁₆₂	octacontane (689–951)	183.6	(704)	A, EST	[7667-88-1] [87/5][66/8]
C ₈₀ H ₁₆₂	2-methylnonaheptacontane (624–943)	170.2	(639)		[66327-42-2] [99/16]
C ₈₀ H ₁₆₂ S	1-octacontanethiol (629–954)	169.6	(644)	EST	[66327-43-3] [99/16]
C ₈₁ H ₁₅₆	pentaheptacontylbenzene (636–952)	169.1	(641)		[66327-44-4] [99/16]
C ₈₁ H ₁₆₂	1-henooctacontene (625–946)	169.3	(640)		[66327-45-5] [99/16]
C ₈₁ H ₁₆₂	pentaheptacontylcyclohexane (627–952)	168.4	(642)		[66327-46-6] [99/16]
C ₈₁ H ₁₆₄	henooctacontane (691–953)	184.5	(706)	A, EST	[7667-89-2] [87/5][66/8]
C ₈₁ H ₁₆₄	2-methyloctacontane (625–945)	170.9	(640)		[66327-47-7] [99/16]
C ₈₁ H ₁₆₄ S	1-henooctacontanethiol (630–955)	169.4	(645)	EST	[66327-48-8] [99/16]
C ₈₂ H ₁₅₈	hexaheptacontylbenzene (628–954)	169.4	(643)		[66327-49-9] [99/16]
C ₈₂ H ₁₆₄	1-dooctacontene (626–949)	157.6	(641)		[66327-50-2] [99/16]
C ₈₂ H ₁₆₄	hexaheptacontylcyclohexane (627–954)	168.5	(642)		[66327-09-1] [99/16]
C ₈₂ H ₁₆₆	dooctacontane (693–955)	185.3	(708)	A, EST	[7719-95-1] [87/5][66/8]
C ₈₂ H ₁₆₆	2-methylhenooctacontane (627–947)	171.3	(642)		[66327-10-4] [99/16]
C ₈₂ H ₁₆₆ S	1-dooctacontanethiol (631–957)	170.0	(646)	EST	[66327-11-5] [99/16]
C ₈₃ H ₁₆₀	heptaheptacontylbenzene (628–955)	169.6	(643)		[66327-12-6] [99/16]
C ₈₃ H ₁₆₆	heptaheptacontylcyclohexane (629–956)	168.9	(644)		[66327-13-7] [99/16]
C ₈₃ H ₁₆₆	1-trioctacontene (628–951)	170.4	(643)		[66327-14-8] [99/16]
C ₈₃ H ₁₆₈	trioctacontane (694–957)	186.5	(709)	A, EST	[7667-90-5] [87/5][66/8]

TABLE 6. Enthalpies of vaporization of organic compounds, 1880–2002—Continued

Molecular formula	Compound (Temperature range/K)	$\Delta_{\text{vap}}H_m$ (kJ mol ⁻¹)	Mean temperature (T_m /K)	Method	CAS registry number Reference
C ₈₃ H ₁₆₈	2-methyldooctacontane (628–949)	171.1	(643)		[66327-15-9] [99/16]
C ₈₃ H ₁₆₈ S	1-trioctacontanethiol (633–959)	170.2	(648)	EST	[66327-16-0] [99/16]
C ₈₄ H ₁₆₂	octaheptacontylbenzene (630–957)	169.9	(645)		[66327-17-1] [99/16]
C ₈₄ H ₁₆₈	octaheptacontylcyclohexane (630–958)	169.5	(645)		[66327-18-2] [99/16]
C ₈₄ H ₁₆₈	1-tetraoctacontene (629–953)	170.1	(644)		[66327-19-3] [99/16]
C ₈₄ H ₁₇₀	tetraoctacontane (696–960)	187.3	(711)	A, EST	[7667-91-6] [87/5][66/8]
C ₈₄ H ₁₇₀	2-methyltrioctacontane (629–951)	171.8	(644)		[66327-20-6] [99/16]
C ₈₄ H ₁₇₀ S	1-tetraoctacontanethiol (634–962)	170.8	(649)	EST	[66327-21-7] [99/16]
C ₈₅ H ₁₆₄	nonheptacontylbenzene (631–960)	170.6	(646)		[66327-22-8] [99/16]
C ₈₅ H ₁₇₀	nonheptacontylcyclohexane (632–960)	169.8	(647)		[66327-23-9] [99/16]
C ₈₅ H ₁₇₀	1-pentaoctacontene (630–955)	170.9	(645)		[66327-24-0] [99/16]
C ₈₅ H ₁₇₂	pentaoctacontane (698–962)	187.9	(713)	A, EST	[7719-96-2] [87/5][66/8]
C ₈₅ H ₁₇₂	2-methyltetraoctacontane (631–953)	172.1	(646)		[66327-25-1] [99/16]
C ₈₅ H ₁₇₂ S	1-pentaoctacontanethiol (634–963)	170.8	(649)	EST	[66327-26-2] [99/16]
C ₈₆ H ₁₆₆	octacontylbenzene (633–962)	170.9	(648)		[66327-27-3] [99/16]
C ₈₆ H ₁₇₂	1-hexaoctacontene (631–957)	171.5	(646)		[66327-28-4] [99/16]
C ₈₆ H ₁₇₂	octacontylcyclohexane (632–962)	169.9	(647)		[66327-29-5] [99/16]
C ₈₆ H ₁₇₄	hexaoctacontane (700–964)	188.6	(715)	A, EST	[7667-92-7] [87/5][66/8]
C ₈₆ H ₁₇₄	2-methylpentaoctacontane (632–956)	172.8	(647)		[66426-88-3] [99/16]
C ₈₆ H ₁₇₄ S	1-hexaoctacontanethiol (636–965)	171.1	(651)	EST	[66326-89-4] [99/16]
C ₈₇ H ₁₆₈	henooctacontylbenzene (633–963)	171.0	(648)		[66326-90-7] [99/16]
C ₈₇ H ₁₇₄	henooctacontylcyclohexane (633–964)	170.6	(648)		[66326-91-8] [99/16]
C ₈₇ H ₁₇₄	1-heptaoctacontene (633–959)	171.8	(648)		[66326-92-9] [99/16]
C ₈₇ H ₁₇₆	heptaoctacontane (702–966)	189.3	(717)	A, EST	[7667-93-8] [87/5][66/8]
C ₈₇ H ₁₇₆	2-methylhexaoctacontane (633–957)	172.6	(648)		[66326-93-0] [99/16]
C ₈₇ H ₁₇₆ S	1-heptaoctacontanethiol (637–967)	171.7	(652)	EST	[66326-94-1] [99/16]
C ₈₈ H ₁₇₀	dooctacontylbenzene (635–965)	171.3	(650)		[66326-95-2] [99/16]
C ₈₈ H ₁₇₆	dooctacontylcyclohexane (635–966)	170.8	(650)		[66326-96-3] [99/16]
C ₈₈ H ₁₇₆	1-octaoctacontene (634–961)	172.5	(649)		[66326-97-4] [99/16]
C ₈₈ H ₁₇₈	octaoctacontane (703–967)	190.4	(718)	A, EST	[7667-94-9] [87/5][66/8]
C ₈₈ H ₁₇₈	2-methylheptaoctacontane (634–959)	173.3	(649)		[66326-98-5] [99/16]
C ₈₈ H ₁₇₈ S	1-octaoctanethiol (639–969)	171.9	(654)	EST	[66326-99-6] [99/16]

TABLE 6. Enthalpies of vaporization of organic compounds, 1880–2002—Continued

Molecular formula	Compound (Temperature range/K)	$\Delta_{\text{vap}}H_m$ (kJ mol ⁻¹)	Mean temperature (T_m /K)	Method	CAS registry number Reference
C ₈₉ H ₁₇₂	trioctacontylbenzene (636–967)	172.0	(651)		[66327-00-2] [99/16]
C ₈₉ H ₁₇₈	1-nonaoctacontene (635–962)	172.3	(650)		[66327-01-3] [99/16]
C ₈₉ H ₁₇₈	trioctacontylcyclohexane (636–968)	171.5	(651)		[66327-02-4] [99/16]
C ₈₉ H ₁₈₀	nonaocatacontane (705–969)	190.9	(720)	A, EST	[7719-76-8] [87/5][66/8]
C ₈₉ H ₁₈₀	2-methyloctaocatacontane (636–962)	173.6	(651)		[66327-03-5] [99/16]
C ₈₉ H ₁₈₀ S	1-nonaocatacontanethiol (639–970)	171.9	(654)	EST	[66327-04-6] [99/16]
C ₉₀ H ₁₇₄	tetraocatacontylbenzene (637–968)	171.7	(652)		[66327-05-7] [99/16]
C ₉₀ H ₁₈₂	nonaocatacontane (707–971)	191.6	(722)	A, EST	[7667-51-8] [87/5][66/8]
C ₉₁ H ₁₈₄	hennonaocatacontane (708–973)	192.5	(723)	A, EST	[7719-97-3] [87/5][66/8]
C ₉₂ H ₁₈₆	dononaocatacontane (710–975)	193.0	(725)	A, EST	[7667-95-0] [87/5][66/8]
C ₉₃ H ₁₈₈	trinonaocatacontane (711–977)	194.1	(726)	A, EST	[7667-96-1] [87/5][66/8]
C ₉₄ H ₁₉₀	tetranonaocatacontane (713–978)	194.5	(728)	A, EST	[1574-32-9] [87/5][66/8]
C ₉₅ H ₁₉₂	pentanonaocatacontane (714–980)	195.4	(729)	A, EST	[7667-97-2] [87/5][66/8]
C ₉₆ H ₁₉₄	hexanonaocatacontane (716–982)	195.8	(731)	A, EST	[7763-13-5] [87/5][66/8]
C ₉₇ H ₁₉₆	heptanonaocatacontane (717–983)	196.6	(732)	A, EST	[7670-25-9] [87/5][66/8]
C ₉₈ H ₁₉₈	octanonaocatacontane (719–985)	196.9	(734)	A, EST	[7670-26-0] [87/5][66/8]
C ₉₉ H ₂₀₀	nonanonaocatacontane (720–986)	197.8	(735)	A, EST	[7670-27-1] [87/5][66/8]
C ₁₀₀ H ₂₀₂	hectane (721–988)	198.5	(736)	A, EST	[6703-98-6] [87/5][66/8]

TABLE 7. Enthalpies of vaporization of select organo-metallic and inorganic compounds, 1880–2002

Molecular formula	Compound (Temperature range/K)	$\Delta_{\text{vap}}H_m$ (kJ mol ⁻¹)	Mean temperature (T_m /K)	Method	CAS registry number Reference
Al					
C ₃ H ₉ Al	trimethylaluminum (336–400)	39.8 63.2±1.7 41.1	(351)		[75-24-1] [63/5] [63/34][82/15] [46/13]
C ₄ H ₁₀ AlCl	diethylaluminum chloride (278–318) (273–473)	50.5 53.9	(293) (373)	BG	[96-10-6] [91/1] [91/1]
C ₄ H ₁₁ Al	diethylaluminum hydride	57.7±2.1			[871-27-2] [67/33][82/15] [65/27]
C ₆ H ₁₅ Al	triethylaluminum	46.9 73.2±2.1			[65/27] [97-93-8] [67/33][82/15] [65/27]
C ₆ H ₁₅ AlO	diethylaluminum ethoxide (403–463)	48.7±0.8	(433)	BG	[65/27] [46/13] [1586-92-1] [74/16]
C ₇ H ₁₇ AlO	diethylaluminum propoxide (398–463)	51.0±0.8	(430)		[74/16]
C ₈ H ₁₉ Al	diisobutylaluminum hydride	42.3±2.1			[1191-15-7] [67/33][82/15] [65/27]
C ₉ H ₂₁ Al	tripropylaluminum	35.6 42.5±1.2			[65/27] [102-67-0] [67/33][82/15] [555-31-7]
C ₉ H ₂₁ AlO ₃	aluminum isopropoxide (353–399)	48.1±6.3	(376)		[72/18]
C ₁₂ H ₂₇ Al	triisobutylaluminum (273–322)	38.3	(298)		[100-99-2] [64/20]
C ₁₂ H ₂₇ AlO ₃	tributoxyaluminum (503–533)	104.1	(518)	A, I	[3085-30-1] [87/5][57/26]
C ₁₂ H ₂₇ AlO ₃	triisobutoxyaluminum (500–550)	139.4	(515)	A, I	[3453-79-0] [87/5][57/26]
C ₁₂ H ₂₇ AlO ₃	tri-sec-butoxyaluminum (425–469)	81.5	(440)	A, I	[2269-22-9] [87/5][57/26]
C ₁₅ H ₁₂ AlF ₉ O ₆	<i>tris</i> (1,1,1-trifluoro-2,4-pentanedionato)aluminum(III) (349–411) (392–484)	58.7±0.7 69.6±0.5	(380) (438)	BG	[14354-59-7] [88/18] [78/10]
C ₁₅ H ₂₁ AlO ₆	<i>tris</i> (pentane-2,4-dionato)aluminum(III) (430–530)	78.7±0.9	(298)	T	[13963-57-0] [86/11]
AlB ₃ H ₁₂	aluminum borohydride (231–290)	30.0	(260)		[40/13]
As					
CAsCl ₂ F ₃ S	dichloro (trifluoromethylthio)arsine (293–373)	37.1	(333)		[60/25]
CH ₃ AsBr ₂	methyl dibromoarsine (293–333)	49.9	(313)		[676-70-0] [48/12]
CH ₃ AsCl ₂	methyl dichloroarsine (273–313)	41.0	(293)		[593-89-5] [48/12]
CH ₃ AsF ₂	methyl difluoroarsine (244–350)	35.5	(297)	MM	[46/15]
C ₂ AsClF ₆ S ₂	chloro <i>bis</i> (trifluoromethylthio)arsine (293–373)	39.6	(333)		[60/25]
C ₂ H ₂ AsCl ₃	<i>β</i> -chlorovinylchloroarsine (339–383)	U88.3	(354)		[47/3]
C ₂ H ₂ AsCl ₃	<i>cis</i> -2-chlorovinylchloroarsine (341–382)	48.5	(356)		[48/4]
C ₂ H ₂ AsCl ₃	<i>trans</i> -2-chlorovinylchloroarsine (323–423)	54.5	(338)		[50/1]
C ₂ H ₂ AsCl ₃	2-chlorovinylchloroarsine (293–333)	53.4	(313)		[541-25-3] [48/12]

TABLE 7. Enthalpies of vaporization of select organo-metallic and inorganic compounds, 1880–2002—Continued

Molecular formula	Compound (Temperature range/K)	$\Delta_{\text{vap}}H_m$ (kJ mol ⁻¹)	Mean temperature (T_m /K)	Method	CAS registry number Reference
C ₂ H ₂ AsF ₆ N	(amino) <i>bis</i> (trifluoromethyl)arsine (313–358)	31.8	(335)		[59/22]
C ₂ H ₅ AsCl ₂	ethyl dichloroarsine (293–333)	44.6	(313)		[598-14-1] [48/12]
C ₂ H ₅ AsF ₂	ethyl difluoroarsine (248–367)	33.9	(307)	MM	[46/15]
C ₃ AsF ₉ S	<i>bis</i> (trifluoromethyl) trifluoromethylthioarsine (263–312)	34.0	(287)		[62/32]
C ₃ AsF ₉ Se	<i>bis</i> (trifluoromethyl) trifluoromethylselenoarsine (227–295)	34.8	(261)		[62/32]
C ₃ H ₄ AsF ₆ N	(methylamino) <i>bis</i> (trifluoromethyl)arsine (293–355)	34.9	(324)		[59/22]
C ₃ H ₇ AsCl ₂	propyl dichloroarsine (293–333)	49.2	(313)		[926-53-4] [48/12]
C ₃ H ₉ As	trimethyl arsine (240–280)	27.7±0.2 28.9±1.3	(260)		[593-88-4] [01/9] [56/24][82/15] [6596-95-8]
C ₃ H ₉ AsO ₃	trimethyl arsenite (300–335)	42.3±1.3	(298)		[53/16][70/31]
C ₄ HAs ₂ F ₁₂ N	iminobis[<i>bis</i> (trifluoromethyl)arsine] (357–398)	38.9	(377)		[59/22]
C ₄ H ₆ AsF ₆ N	(ethylamino) <i>bis</i> (trifluoromethyl)arsine (292–368)	32.8	(330)		[59/22]
C ₄ H ₆ AsF ₆ N	(dimethylamino) <i>bis</i> (trifluoromethyl)arsine (296–358)	35.6	(327)		[59/22]
C ₄ H ₁₁ As	diethyl arsine (281–366)	35.2	(273)	MM	[692-42-2] [01/5]
C ₄ H ₁₂ AsN	(dimethylamino) dimethylarsine (274–342)	36.7	(298)	MM	[01/5]
C ₅ AsF ₁₃ Se	heptafluoropropylseleno <i>bis</i> (trifluoromethyl)arsine (277–348)	40.3	(312)		[62/32]
C ₅ H ₇ AsCl ₂	<i>bis</i> (2-chlorovinyl)methylarsine (293–333)	55.6	(313)		[48/12]
C ₅ H ₁₁ AsBr ₂	pentyl dibromoarsine (293–333)	60.0	(313)		[48/12]
C ₅ H ₁₅ AsN ₂	<i>bis</i> (dimethylamino) methylarsine (273–333)	39.2			[59/20]
C ₆ H ₅ AsCl ₂	phenyl dichloroarsine (313–333)	58.4	(323)		[696-28-6] [48/12]
C ₆ H ₉ As	trivinylarsine (295–339)	48.7	(350)		[47/5]
C ₆ H ₁₂ AsN	cyano(ethyl)propylarsine (293–313)	35.6	(310)		[57/15][84/9]
C ₆ H ₁₅ As	triethylarsine (273–339)	54.6	(303)		[48/12]
C ₆ H ₁₅ AsO ₃	arsenic (III) triethoxide (305–340)	38.1±1.5 38.5±0.7 43.1±4.2	(306) (334)		[617-75-4] [01/9] [01/9] [63/37][82/15]
C ₆ H ₁₅ AsO ₃	arsenic (III) triethoxide (305–340)	47.9±1.1 50.6±4.2	(298)	DSC	[96/7] [53/16][70/31]
C ₆ H ₁₈ AsN ₃	<i>tris</i> (dimethylamino)arsine (288–359)	45.8			[59/20]
C ₈ H ₁₂ AsNO ₃	dimethyl arsanilate (288–433)	48.8	(303)		[47/5]
C ₉ H ₂₁ As	triisopropylarsine (346–405)	45.2±0.5	(376)		[01/9]
C ₉ H ₂₁ As	tripropylarsine (314–420)	44.0±0.7	(367)		[5852-57-3] [95/5][01/9]
C ₉ H ₂₁ AsO ₃	arsenic (III) tripropoxide	51.2±1.8		DSC	[15606-91-4] [96/7]
C ₉ H ₂₁ AsO ₃	arsenic (III) triisopropoxide	80.1±0.9		DSC	[96/7]

TABLE 7. Enthalpies of vaporization of select organo-metallic and inorganic compounds, 1880–2002—Continued

Molecular formula	Compound (Temperature range/K)	$\Delta_{\text{vap}}H_m$ (kJ mol ⁻¹)	Mean temperature (T_m /K)	Method	CAS registry number Reference
C ₁₀ H ₁₆ AsNO ₃	diethyl arsanilate (311–454)	54.2	(326)	A	[87/5][47/5]
C ₁₂ H ₂₇ AsO ₃	arsenic (III) tributoxide	64.0±1.8		DSC	[3141-10-4] [96/7]
C ₁₂ H ₂₇ AsO ₃	arsenic (III) triisobutoxide	75.7±1.2		DSC	[96/7]
C ₁₃ H ₁₀ AsN	diphenylarsine carbonitrile (296–326)	84.6	(311)	A	[23525-22-6] [87/5]
C ₁₅ H ₃₃ As	tripentylarsine (408–466)	62.3	(432)		[32/4]
C ₁₈ H ₁₅ As	triphenylarsine (493–563)	75.7	(508)	A	[603-32-7] [87/5]
AsF ₃	arsenic trifluoride	35.8	(293)		[7784-35-2] [41/11]
AsH ₃	arsine	16.7	(210)		[7784-42-1] [55/19]
As ₂ S ₂	arsenic (II) sulfide (663–838)	69.6	(750)		[1303-32-8] [68/25]
B					
CH ₃ BO	borine carbonyl (134–209)	19.7	(194)		[47/5]
CH ₁₁ B ₅	1-methylpentaborane (9) (241–349)	32.7	(295)		[63/26]
C ₂ BF ₅	perfluorovinyl difluoroborane (177–238)	26.6	(207)	T	[32038-87-2] [60/12]
C ₂ BCl ₂ F ₃	perfluorovinyl dichloroborane (238–301)	31.5	(269)	T	[758-99-6] [60/12]
C ₂ H ₃ BF ₂	vinyl difluoroborane (178–228)	22.6	(203)	T	[358-95-2] [60/10]
C ₂ H ₃ BCl ₂	vinyl dichloroborane (237–282)	27.7	(260)	T	[3677-80-3] [60/10]
C ₂ H ₃ BCl ₂ O	ethoxydichloroborane	35.1±0.8	(298)		[31/3][70/31]
C ₂ H ₆ BCl ₂ N	dimethylaminodichloroborane	37.2±1.3	(298)		[51/14][70/31]
C ₂ H ₆ B ₄	carborane-4 (241–287)	26.2	(272)		[63/3]
C ₂ H ₆ O-BF ₃	dimethyl ether—boron trifluoride complex (311–346)	53.1	(328)		[60/7]
C ₂ H ₆ ClBO ₂	dimethoxychloroborane	34.3±1.2	(298)		[31/3][70/31]
C ₂ H ₆ S-BH ₃	dimethyl sulfide—borane complex (273–314)	44.9	(293)		[13292-87-0] [99/16]
C ₂ H ₇ B ₅	2,4-dicarba-closo-heptaborane (273–323)	31.6	(288)	I	[20693-69-0] [76/17]
C ₂ H ₈ BSb	dimethylstibinoborane (234–273)	32.1	(254)		[59/6]
C ₂ H ₁₀ BP	dimethylphosphine borane (303–383)	45.1	(318)		[53/4]
C ₂ H ₁₁ B ₂ N	N-dimethylaminodiborane (220–267)	29.3	(252)		[55/14]
C ₂ H ₁₃ B ₅	1-ethylpentaborane (9) (273–383)	35.0	(328)		[63/26]
C ₃ BF ₉ S ₃	tris(trifluoromethylthio)borane (242–298)	33.9	(270)		[36884-78-3] [99/16]
C ₃ H ₅ BF ₂	allyl difluoroborane (194–249)	28.0	(221)	T	[60/10]
C ₃ H ₇ BF ₂	propyl difluoroborane (195–248)	29.4	(221)	T	[60/10]
C ₃ H ₉ BO ₃	trimethylborate (304–340)	34.2	(319)		[121-43-7] [67/2]
C ₃ H ₉ B	trimethylborane	20.2±0.1 23.9		BG	[61/13][61/15] [46/13]

TABLE 7. Enthalpies of vaporization of select organo-metallic and inorganic compounds, 1880–2002—Continued

Molecular formula	Compound (Temperature range/K)	$\Delta_{\text{vap}}H_m$ (kJ mol ⁻¹)	Mean temperature (T_m /K)	Method	CAS registry number Reference
C ₃ H ₉ BS	dimethyl(methylthio)borane (227–304)	31.6	(265)		[19163-05-4] [99/16]
C ₃ H ₉ BS ₂	methylbis(methylthio)borane (300–373)	44.7	(315)		[19163-08-7] [99/16]
C ₃ H ₉ BS ₃	tris(methylthio)borane (325–462)	44.9	(394)		[99/16]
	(303–493)	51.6	(398)		[67/8]
	(303–493)	54.0±0.8	(298)		[67/8]
C ₃ H ₉ B ₃ O ₃	methylboric acid anhydride (273–327)	37.4	(288)		[40/4]
C ₃ H ₁₂ BN	borine trimethylamine (136–195)	19.9	(180)		[37/6]
C ₃ H ₁₅ B ₅	1-isopropylpentaborane (9) (273–398)	37.2	(335)		[63/26]
C ₄ BClF ₆	bis(perfluorovinyl)chloroborine (280–322)	35.6	(301)	T	[60/12]
C ₄ H ₆ BF	divinylfluoroborane (193–273)	25.8	(233)	T	[60/10]
C ₄ H ₆ BCl	divinylchloroborane (275–298)	33.0	(286)	T	[60/10]
C ₅ H ₁₀ O-BF ₃	tetrahydropyran—boron trifluoride complex (323–368)	60.9	(345)		[60/8]
C ₄ H ₁₀ O-BF ₃	diethyl ether—boron trifluoride complex (283–353)	55.1	(318)		[60/7]
C ₄ H ₁₀ BClO ₂	diethoxychloroborane	38.9±0.8	(298)		[31/3][70/31]
C ₄ H ₁₂ BClN ₂	bis(dimethylamino)chloroborane	41.8±2.1	(298)		[51/14][70/31]
C ₄ H ₁₁ N-C ₃ H ₉ B	N,N-dimethylethylamine—trimethylborane complex (303–339)	58.2	(321)		[60/9]
C ₄ H ₁₂ B ₂ O ₄	tetramethoxydiboron (273–348)	44.0	(310)		[60/13]
		44.7			[72/32]
C ₄ H ₁₇ B ₅	1-sec-butylpentaborane (9) (299–428)	41.4	(364)		[63/26]
C ₅ H ₁₆ B ₁₀	isopropenyl-o-carborane (323–473)	36.7	(398)		[63/46]
C ₅ H ₁₆ B ₁₀ O ₂	1-acetoxymethyl-o-carborane	56.5	(569)		[19528-60-0] [74/31]
C ₅ H ₁₉ B ₅	1-methyl-2-sec-butylpentaborane (301–423)	41.0	(362)		[63/26]
C ₆ BF ₉	tris(perfluorovinyl)borine (297–335)	41.1	(316)	T	[60/12]
C ₆ H ₅ BBr ₂	phenylboron dibromide (391–433)	43.9±2.1	(412)	T	[67/1]
C ₆ H ₅ BCl ₂	phenylboron dichloride (273–318)	33.7±0.8	(296)	T	[67/1]
C ₆ H ₁₂ BCl ₃ O ₃	tris(2-chloroethyl) orthoborate (390–448)	57.7	(419)		[46/9]
C ₆ H ₁₃ BO ₂	1-butaneboronic acid, cyclic ethylene ester	40.2	(329)		[10173-39-4] [70/29]
C ₆ H ₁₅ B	triethylborane	33.6	(293)		[97-94-9] [83/1]
		36.8±0.4			[63/32][82/15]
C ₆ H ₁₅ BO ₃	triethylborate (302–382)	41.0	(317)		[150-46-9] [67/2]
	(302–382)	38.2	(391)		[67/2]
C ₆ H ₁₅ BS ₃	triethylthioborane	61.5±2.1			[66/27][70/31]
C ₆ H ₁₅ B ₃ O ₃	triethylboroxin (347–424)	46.0	(362)	EB	[90/19]
C ₆ H ₁₆ BN	(N-ethylamino)diethylborane	60.7±0.8			[67/32][82/15]
C ₆ H ₁₇ B ₅ Br ₂ Si ₂	2,4-bis(bromodimethylsilyl)-2,4-dicarbo-closo-heptaborane (7)				[66798-29-6]

TABLE 7. Enthalpies of vaporization of select organo-metallic and inorganic compounds, 1880–2002—Continued

Molecular formula	Compound (Temperature range/K)	$\Delta_{\text{vap}}H_m$ (kJ mol ⁻¹)	Mean temperature (T_m /K)	Method	CAS registry number Reference
C ₆ H ₁₇ B ₅ Cl ₂ Si ₂	(388–463)	53.1	(403)	I	[79/25]
	2,4- <i>bis</i> (chlorodimethylsilyl)-2,4-dicarba-closo-heptaborane (7)	46.2	(374)	I	[28699-83-4] [79/25]
C ₆ H ₁₈ BN	triethylaminoborane	69.7±0.8			[67/32][70/31]
C ₆ H ₁₈ BN ₃	<i>tris</i> (triethylamino)borane	46.9±0.8			[51/14][70/31]
C ₆ H ₁₉ B ₅ Si ₂	2,4- <i>bis</i> (dimethylsilyl)-2,4-dicarba-closo-heptaborane	41.3	(388)	I	[59351-11-0] [76/17]
C ₆ H ₂₀ B ₂ N ₂	dimethylaminomethyl borane cyclic dimer	57.8	(314)		[66/6]
C ₆ H ₂₀ B ₁₀	1-butyl-o-carbaborane (12)	77.3±3.8	(298)	EB	[79/26]
	(433–534)	50.6±1.3	(571)	EB	[79/26]
C ₆ H ₂₀ B ₁₀	1-isobutyl-o-carbaborane (12)	72.8±2.1	(298)	EB	[79/26]
	(427–536)	49.1±0.9	(564)	EB	[79/26]
C ₆ H ₂₀ B ₁₀	1-butyl-m-carbaborane (12)	67.7±0.8	(298)	EB	[79/26]
	(406–527)	46.7±0.6	(537)	EB	[79/26]
C ₆ H ₂₀ B ₁₀	1-isobutyl-m-carbaborane (12)	64.1±2.8	(298)	EB	[79/26]
	(400–488)	44.6±1.3	(532)	EB	[79/26]
C ₇ H ₁₅ BO ₂	1-butaneboronic acid, cyclic trimethylene ester	43.1	(348)		[30169-71-2] [70/29]
	(400–488)	43.1	(348)		[70/29]
C ₇ H ₁₅ B ₃ F ₃ N ₃	1,2,3,4,5-pentamethyl-6-(trifluorovinyl)borazaine	18.4	(302)		[20453-68-3] [99/16]
C ₇ H ₂₂ B ₁₀	1-pentyl-o-carbaborane (12)	84.3±6.0	(298)	EB	[79/26]
	(446–549)	52.0±1.5	(571)	EB	[79/26]
C ₇ H ₂₂ B ₁₀	1-pentyl-m-carbaborane (12)	74.6±2.4	(298)	EB	[79/26]
	(421–544)	48.6±0.8	(555)	EB	[79/26]
C ₈ H ₁₇ BO ₂	1-butaneboronic acid, cyclic tetramethylene ester	76.6	(364)		[31044-62-9] [70/29]
	(400–488)	76.6	(364)		[70/29]
C ₈ H ₁₈ BBr	dibutylboron bromide	50.6	(328)		[5674-70-4] [53/11]
	(293–363)	50.6	(328)		[53/11]
C ₈ H ₁₈ BCl	dibutylboron chloride	48.2	(328)		[1730-69-4] [53/11]
	(293–363)	48.2	(328)		[53/11]
C ₈ H ₁₉ BO ₂	1-butaneboronic acid, diethyl ester	43.3	(346)		[10394-51-1] [70/29]
	(400–488)	43.3	(346)		[70/29]
C ₈ H ₂₀ B ₂ O	tetraethyldiboroxane	42.9	(358)	EB	[90/19]
C ₈ H ₂₀ B ₂ O ₄	tetraethoxydiboron	52.9	(315)		[60/13]
	(273–358)	52.9	(315)		[60/13]
C ₈ H ₂₄ B ₂ N ₄	tetra(dimethylamino)diboron	52.7	(352)		[60/14]
	(296–408)	52.7	(352)		[60/14]
C ₈ H ₂₄ B ₁₀	1-hexyl-o-carbaborane (12)	93.5±6.0	(298)	EB	[79/26]
	(458–530)	54.1±2.1	(601)	EB	[79/26]
C ₈ H ₂₄ B ₁₀	1-hexyl-m-carbaborane (12)	79.8±2.4	(298)	EB	[79/26]
	(434–544)	50.7±1.0	(572)	EB	[79/26]
C ₈ H ₂₃ B ₅ Si ₂	2,4- <i>bis</i> (trimethylsilyl)-2,4-dicarba-closo-heptaborane	45.0	(388)	I	[59351-10-9] [76/17]
C ₉ H ₁₁ BO ₂	benzeneboronic acid, cyclic trimethylene ester	47.3	(426)		[4406-77-3] [70/29]
	(400–488)	47.3	(426)		[70/29]
C ₉ H ₁₅ BCl ₆ O ₃	<i>tris</i> (2,2'-dichloroisopropyl) orthoborate	77.0	(465)		[46/9]
C ₉ H ₂₁ B	tripropylborane	41.8±1.3			[63/33][82/15]
	(273–393)	40.0		BG	[46/13]
C ₉ H ₂₁ B	triisopropylborane	41.8±1.3			[1776-66-5] [63/33][82/15]

TABLE 7. Enthalpies of vaporization of select organo-metallic and inorganic compounds, 1880–2002—Continued

Molecular formula	Compound (Temperature range/K)	$\Delta_{\text{vap}}H_m$ (kJ mol ⁻¹)	Mean temperature (T_m /K)	Method	CAS registry number Reference
C ₉ H ₂₁ BO ₃	(273–393) tripropylborate	40.0		BG	[46/13] [688-71-1]
	(340–453)	52.3	(355)		[80/15]
	(358–452)	47.6	(452)		[67/2]
C ₉ H ₂₁ BO ₃	triisopropylborate (338–412)	42.4	(412)		[5419-55-6] [67/2]
C ₉ H ₂₁ BS ₃	tri(propylthio)borane (423–483)	76.2	(453)		[998-38-9] [67/8]
	(423–483)	87.0±2.1	(298)		[67/8]
	C ₉ H ₂₂ BNO butyl(dimethylamino)methoxyborane (369–427)	48.1	(384)	EB	[73/17]
C ₁₀ H ₁₃ BO ₂	benzeneboronic acid, cyclic tetramethylene ester	58.2±2.5	(298)		[73/17]
		57.3	(441)		[4406-76-2] [70/29]
	C ₁₀ H ₁₅ BO ₂ benzeneboronic acid, diethyl ester	67.4	(332)		[31044-59-4] [70/29]
C ₁₁ H ₂₄ B ₁₀ O ₃	3-methyl-3-(7-isopropyl- <i>m</i> -carboranoylperoxy)-1-butyne (353–368)	140.6±4.4	(360)	ME	[99/17]
C ₁₂ H ₁₀ BBr	diphenylboron bromide (436–516)	60.2±2.5	(476)	T	[5123-17-1] [67/1]
C ₁₂ H ₁₀ BCl	diphenylboron chloride (363–485)	41.4±2.1	(424)	T	[3677-81-4] [67/1]
C ₁₂ H ₂₁ B	dodecahydro-9-boraphenylene (304–404)	53.1	(319)	A	[16664-33-8] [87/5]
C ₁₂ H ₂₇ B	tributylboron (293–363)	54.7	(328)		[122-56-5] [53/11]
	C ₁₂ H ₂₇ BO ₃ tributylborate (380–504)	58.1	(395)		[688-74-4] [80/15]
	(390–491)	55.9	(405)		[67/2]
C ₁₂ H ₂₇ BO ₃	triisobutylborate (372–472)	51.7	(483)		[13195-76-1] [67/2]
	C ₁₂ H ₂₇ BS ₃ tri(butylthio)borane (440–503)	83.9	(471)		[998-46-9] [67/8]
	(440–503)	95.8±2.1	(298)		[67/8]
C ₁₅ H ₃₂ B ₁₀ O ₅	2,5-dimethyl-(2- <i>tert</i> -butylperoxy-5- <i>m</i> -carboranoylperoxy)-3-hexyne (353–366)	86.8±5.4	(360)	ME	[99/17]
C ₁₅ H ₃₃ BO ₃	tripentylborate (410–505)	67.7	(425)		[80/15]
	C ₁₅ H ₃₃ BS ₃ tri(pentylthio)borane (446–503)	92.3	(474)		[67/8]
	(446–503)	104.6±2.1	(298)		[67/8]
C ₁₈ H ₁₂ BCl ₃ O ₃	<i>tris</i> (4-chlorophenoxy)borane (428–476)	30.6±0.9	(452)	MM	[7539-58-2] [73/2]
	C ₁₈ H ₁₂ BCl ₃ O ₃ <i>tris</i> (3-chlorophenoxy)borane (476–524)	49.6±1.6	(500)	MM	[42080-72-8] [73/2]
	C ₁₈ H ₁₅ B triphenylborane (423–568)	64.3	(438)	A	[960-71-4] [87/5]
C ₂₁ H ₁₂ BN ₃ O ₃	(423–548)	64.4±2.1	(486)		[67/1]
	C ₂₁ H ₁₂ BN ₃ O ₃ <i>tris</i> (4-cyanophenoxy)borane (448–506)	46.2±2.0	(477)	MM	[73/2]
	C ₂₁ H ₂₁ BO ₃ <i>tris</i> (4-methylphenoxy)borane (475–525)	76.1±1.7	(500)	MM	[14643-62-0] [73/2]
C ₂₁ H ₂₁ BO ₃	<i>tris</i> (3-methylphenoxy)borane (477–523)	77.1±2.2	(500)	MM	[73/2]
C ₂₁ H ₂₁ BO ₆	<i>tris</i> (3-methoxyphenoxy)borane (440–496)	57.8±2.4	(468)	MM	[42080-76-2] [73/2]
	C ₂₁ H ₂₁ BO ₆ <i>tris</i> (4-methoxyphenoxy)borane (448–500)	42.4±2.7	(474)	MM	[42080-75-1] [73/2]
	B ₂ D ₆ perdeuterodiborane (118–179)	15.3	(164)		[61/29]
B ₂ H ₆	diborane (118–179)	15.3	(164)		[19287-45-7] [61/29]
		14.2	(180)	C	[59/19]
		12.6	(210)	C	[59/19]

TABLE 7. Enthalpies of vaporization of select organo-metallic and inorganic compounds, 1880–2002—Continued

Molecular formula	Compound (Temperature range/K)	$\Delta_{\text{vap}}H_m$ (kJ mol ⁻¹)	Mean temperature (T_m /K)	Method	CAS registry number Reference
B ₃ Br ₃ H ₃ N ₃	2,4,6-tribromoborazine (404–415)	10.5	(240)	C	[59/19]
		7.3	(270)	C	[59/19]
		47.0±5.1	(409)	I	[13703-88-3] [66/1]
B ₃ Cl ₃ H ₃ N ₃	2,4,6-trichloroborazine (363–409)	49.6±0.2	(386)	I	[933-18-6] [66/1]
		47.8	(373)		[55/18]
Be					
C ₂ H ₆ Be	dimethyl beryllium (373–453)	88.7	(388)		[506-63-8] [52/4]
		59.8±0.4	(431)	BG	[13939-10-1] [88/18]
C ₁₀ H ₈ BeF ₆ O ₄	bis(1,1,1-trifluoro-2,4-pentanedionato)beryllium(II) (387–474)	65.7±1.1	(447)	BG	[10210-64-7] [88/18]
C ₁₀ H ₁₄ BeO ₄	bis(2,4-pentanedionato)beryllium(II) (382–511)	65.1	(454)	BG	[36915-22-7] [88/18]
C ₂₂ H ₃₈ BeO ₄	bis(2,2,6,6-tetramethylheptane-3,5-dionato)beryllium (383–525)	222.8	(1923)	TE, ME, GS	[7787-49-7] [63/26]
		209.6	(911)		[58/16]
BeF ₂	beryllium fluoride (823–1223)	196.6	(911)		[58/17]
		212.9	(856)	GS	[54/16]
		209.6	(911)		[58/16]
Bi					
CH ₅ Bi	methylbismuthine (190–258)	29.9	(224)		[66172-95-0] [61/28]
		32.7	(228)		[1438-45-4] [61/28]
C ₂ H ₇ Bi	dimethylbismuthine (206–250)	35.8	(298)		[593-91-9] [61/28]
		36.0±1.3			[54/18][82/15]
C ₃ H ₉ Bi	trimethylbismuthine (215–380)	34.8		BG	[46/13]
		48.5	(308)		[65313-35-1] [57/15][84/9]
C ₆ H ₉ Bi	trivinylbismuthine (293–346)	46.0±4.2			[63/37][82/15]
C ₆ H ₁₅ Bi	triethylbismuthine (301–343)	43.9	(322)		[57/15]
		45.9	(326)		[52/19]
Br					
BrF ₃	bromine trifluoride (311–428)	45.9	(326)		[52/19]
BrF ₅	bromine pentafluoride (297–314)	30.6	(304)		[7789-30-2] [56/21]
		31.2	(255)		[31/2]
Br ₂	bromine (343–383)	29.8	(358)		[7726-95-6] [73/36]
		31.3	(312)		[55/23]
Br ₃ FO ₃	perbromyl fluoride (188–291)	25.3	(250)		[72/36]
HBr	hydrogen bromide	17.6	(206)	C	[10035-10-6] [28/6]
Cd					
C ₂ H ₆ Cd	dimethyl cadmium (271–378)	37.1±0.1	(324)		[506-82-1] [85/8][01/9]
		38.9	(282)		[56/4]
		37.9±0.1			[49/22][82/15]
		35.4		BG	[46/13]
C ₄ H ₁₀ Cd	diethyl cadmium (286–362)	46.0±0.4	(324)		[592-02-9] [85/8][01/9]
		46.0±2.1			[49/21][82/15]
C ₆ H ₁₄ Cd	dipropyl cadmium (312–373)	54.2±0.4	(342)		[5905-48-6] [85/8][01/9]
C ₈ H ₁₈ Cd	dibutyl cadmium (336–376)	67.7±1.2	(356)		[3431-67-2] [85/8][01/9]
		132.6	(950)		[10108-64-2] [58/28]
CdCl ₂	cadmium chloride (875–1026)	132.6	(950)		[10108-64-2] [58/28]
Cl					

TABLE 7. Enthalpies of vaporization of select organo-metallic and inorganic compounds, 1880–2002—Continued

Molecular formula	Compound (Temperature range/K)	$\Delta_{\text{vap}}H_m$ (kJ mol ⁻¹)	Mean temperature (T_m /K)	Method	CAS registry number Reference
ClFO ₃	perchloryl fluoride (164–228)	19.2	(226)	MM	[58/5]
		19.3	(226)	C	[58/5]
ClF ₃	chlorine trifluoride (299–317)	27.5	(313)		[97/16]
		28.4	(288)		[51/11]
ClNO	nitrosyl chloride (203–258)	25.3	(230)		[2696-92-6] [49/24]
Cl ₂ O ₆	dichlorine hexaoxide (273–318)	52.3	(295)		[90/18]
HCl	hydrogen chloride	16.2	(188)	C	[7647-01-0] [28/4]
Co					
C ₃ CoNO ₄	cobalt nitrosyl tricarbonyl (272–353)	36.3	(287)		[47/5]
C ₄ HCoO ₄	hydridocobalt tetracarbonyl (273–295)	28.0		GS	[80/19]
C ₄ H ₃ CoO ₄ Si	silyl tetracarbonyl cobalt (263–357)	37.8	(310)	T	[14652-62-1] [69/36]
C ₇ H ₅ CoO ₂	(cyclopentadienyl) cobalt dicarbonyl (313–369)	52.1 ± 0.7			[00/19]
C ₈ H ₂ Co ₂ O ₈ Si	silylene bis(tetracarbonylcobalt) (297–335)	38.7	(316)	T	[23591-62-0] [69/36]
Cr					
C ₆ CrO ₆	chromium hexacarbonyl (309–424)	62.5	(324)		[13007-92-6] [47/5]
C ₁₀ H ₁₀ Cr	chromocene (452–519)	49.5 ± 1.5	(485)		[1271-24-5] [84/32]
C ₁₅ H ₁₂ CrF ₉ O ₆	tris(1,1,1-trifluoro-2,4-pentanedionato)chromium(III) (424–486)	76.7 ± 0.6	(455)		[14592-89-2] [78/11]
C ₁₅ H ₂₁ CrO ₆	tris(2,4-pentanedionato)chromium(III) (490–536)	82.2 ± 2.0	(513)	BG	[21679-31-2] [88/18]
C ₁₆ H ₂₀ Cr	bis(ethylbenzene)chromium	75.3 ± 8.4			[73/32][82/15]
C ₂₀ H ₂₈ Cr	bis(1,2-diethylbenzene)chromium	75.3 ± 8.4			[73/32][82/15]
C ₂₁ H ₃₀ Cr	(1,2-diisopropylbenzene)isopropylbenzenechromium	100.4 ± 8.4			[73/32][82/15]
C ₂₄ H ₃₆ Cr	bis(1,2-diisopropylbenzene)chromium	100.4 ± 8.4			[73/32][82/15]
Cu					
C ₆ H ₁₂ CuN ₂ S ₄	bis(dimethyldithiocarbamate)copper (443–473)	147.4	(458)		[137-29-1] [99/16]
C ₁₄ H ₂₈ CuN ₂ S ₄	bis(dipropyldithiocarbamate)copper (422–453)	118.4	(437)		[14358-07-5] [99/16]
C ₁₆ H ₂₀ CuF ₆ O ₄	bis(pivaloyltrifluoroacetato)copper (381–443)	76.5 ± 2.0		GS	[93/14]
C ₁₆ H ₂₀ CuF ₆ O ₄ - (C ₁₀ H ₂₀ O ₅)	bis(pivaloyltrifluoroacetato)copper 15-crown-5 complex (368–443)	80.2 ± 2.0		GS	[93/14]
C ₁₈ H ₃₆ CuN ₂ S ₄	bis(dibutyldithiocarbamate)copper (423–468)	121.8	(445)		[13927-71-4] [99/16]
C ₁₈ H ₃₆ CuN ₂ S ₄	bis(diisobutyldithiocarbamate)copper (425–445)	101.8	(435)		[51205-55-1] [99/16]
C ₂₂ H ₃₈ CuO ₆	bis(2,2,6,6-tetramethylheptane-3,5-dionato)copper(II) (468–519)	77.8 ± 0.8			[14040-05-2] [79/20]
Dy					
C ₃₃ H ₅₇ DyO ₆	tris(2,2,6,6-tetramethylheptane-3,5-dionato)dyprosium(III) (456–500)	86.2		BG	[15522-69-7] [69/28]
Er					
C ₃₃ H ₅₇ ErO ₆	tris(2,2,6,6-tetramethylheptane-3,5-dionato)erbium(III) (454–490)	85.6		BG	[14319-09-6] [69/28]
Eu					
C ₃₃ H ₅₇ EuO ₆	tris(2,2,6,6-tetramethylheptane-3,5-dionato)europium(III)				[15522-71-1]

TABLE 7. Enthalpies of vaporization of select organo-metallic and inorganic compounds, 1880–2002—Continued

Molecular formula	Compound (Temperature range/K)	$\Delta_{\text{vap}}H_m$ (kJ mol ⁻¹)	Mean temperature (T_m /K)	Method	CAS registry number Reference
	(466–490)	87.4		BG	[69/28]
F					
F ₃ NO	trifluoroamine oxide (116–191)	16.1			[13847-65-9] [68/30]
F ₅ I	iodine pentafluoride (283–378)	39.3	(330)		[7783-66-6] [71/35]
HF	hydrogen fluoride (240–290) (190–320)	25.2 25.2	(265) (255)		[7664-39-3] [34/8] [24/1]
Fe					
C ₄ H ₆ FeO ₄ Si ₂	tetracarbonyl disilyl iron (329–377)	43.8	(353)	T	[26469-80-7] [69/38]
C ₅ FeO ₅	iron pentacarbonyl (254–304) (266–353)	40.1±0.5 39.0 38.1±0.4 40.2±0.8	(279) (309) (298)		[13463-40-6] [74/27] [70/25] [59/14] [59/18][82/15]
C ₇ H ₆ FeO ₃	1,3-butadiene iron tricarbonyl (266–378)	37.6	(281)		[47/5]
C ₁₀ H ₁₀ Fe	ferrocene (456–523) (451–523) (519–604)	49.0±4.2 47.3 49.8 44.7 47.3	(471) (466) (561) (456)	A A	[76/23][82/15] [102-54-5] [87/5][99/16] [87/5] [72/34] [52/21]
C ₁₅ H ₁₂ F ₉ FeO ₆	<i>tris</i> (1,1,1-trifluoro-2,4-pentanedionato)iron(III) (392–428)	87.0±1.2	(410)		[14526-22-8] [78/11]
Ga					
C ₃ H ₉ Ga	trimethyl gallium	33.1±0.8 32.6			[1445-79-0] [58/18][82/15] [33/14][58/20]
C ₄ H ₁₀ ClGa	diethylgallium chloride (273–333)	59.9	(303)		[30914-08-0] [91/1]
C ₆ H ₉ Ga	trivinyl gallium (298–373) [Note: Decomposition noted above 333 K.]	U72.6	(335)		[1188-13-2] [62/27]
C ₆ H ₁₅ Ga	triethyl gallium (299–387)	43.1±1.6 38.5±0.4	(343)		[1115-99-7] [01/9][01/24] [73/31][82/15] [54614-59-9]
C ₉ H ₂₁ Ga	triisopropyl gallium (298–373)	49.0	(335)		[62/27]
C ₉ H ₂₁ Ga	tripropyl gallium (316–385) (298–373)	46.6±0.5 49.2	(350) (335)		[29868-77-7] [01/9] [62/27]
C ₁₁ H ₂₄ GaNS ₂	di- <i>tert</i> -butyl gallium dimethyldithiocarbamate (374–427)	43±1		TGA	[99/33]
C ₁₁ H ₂₄ GaNS ₂	dibutyl gallium dimethyldithiocarbamate (385–424)	53±1		TGA	[99/33]
C ₁₁ H ₂₄ GaNS ₂	di- <i>sec</i> -butyl gallium dimethyldithiocarbamate (366–425)	44±1		TGA	[99/33]
C ₁₂ H ₂₇ Ga	tributyl gallium (330–378) (426–507)	51.6±1.3 56.2	(354) (441)	A	[15677-44-8] [01/9] [87/5]
C ₁₃ H ₂₈ GaNS ₂	di- <i>tert</i> -butyl gallium diethyldithiocarbamate (372–419)	48±6		TGA	[99/33]
C ₁₅ H ₁₂ F ₉ GaO ₆	<i>tris</i> (1,1,1-trifluoro-2,4-pentanedionato)gallium(III) (401–459)	75.6±0.5	(430)		[15453-83-5] [78/10]
C ₁₅ H ₃₂ GaNS ₂	di- <i>tert</i> -butyl gallium dipropyldithiocarbamate (365–424)	46±1		TGA	[99/33]
Gd					
C ₃₃ H ₅₇ GdO ₆	<i>tris</i> (2,2,6,6-tetramethylheptane-3,5-dionato)gadolinium(III) (456–500)	90.2		BG	[14768-15-1] [69/28]
Ge					
CHCl ₃ Ge	trichloro(dichloromethyl)germane				

TABLE 7. Enthalpies of vaporization of select organo-metallic and inorganic compounds, 1880–2002—Continued

Molecular formula	Compound (Temperature range/K)	$\Delta_{\text{vap}}H_m$ (kJ mol ⁻¹)	Mean temperature (T_m /K)	Method	CAS registry number Reference
CH ₂ Cl ₄ Ge	(303–423) trichloro(chloromethyl)germane	47.9	(318)		[75/29]
	(303–423) methyltrichlorogermane	45.9	(318)		[75/29]
CH ₃ Cl ₃ Ge	(293–385) methyltrichlorogermane	37.4	(308)		[71/12]
	(281–346) methyltrichlorogermane	34.5	(313)	SG	[61/1]
CH ₄ Cl ₂ Ge	(273–290) methyltrichlorogermane	33.1	(281)		[61/27]
	(273–333) methylbromogermane	33.3	(303)	SG	[61/1]
CH ₅ ClGe	(241–263) methyl chlorogermane	25.8	(252)		[61/27]
	(159–230) methylgermane	16.6	(194)	SG	[1449-65-6] [61/1]
CH ₆ Ge	(164–197) methylgermane	21.4	(181)		[61/27]
	(223–291) (methylthio)germane	29.8	(257)		[16643-16-8] [99/16]
C ₂ H ₅ Cl ₃ Ge	(293–415) trichloro(ethyl)germane	41.9	(308)		[71/12]
C ₂ H ₇ ClGe	(273–288) dimethylchlorogermane	29.4	(280)		[61/27]
	(196–228) dimethylgermane	26.5	(212)		[1449-64-5] [61/27]
C ₂ H ₁₀ Ge ₂	(259–295) 1,1-dimethyldigermane	31.8	(277)		[23830-51-5] [69/39]
	(258–295) 1,2-dimethyldigermane	29.3	(277)		[23830-52-6] [69/39]
C ₃ H ₉ ClGe	(293–363) trimethylchlorogermane	36.3	(308)		[1529-47-1] [72/19]
	(273–341) trimethylchlorogermane	34.4	(307)	SG	[61/1]
C ₃ H ₉ FGe	(285–345) trimethylfluorogermane	32.4	(315)	SG	[661-37-0] [61/1]
	(268–294) 1,1,2-trimethyldigermane	33.5	(281)		[23830-53-7] [69/39]
C ₄ H ₉ Cl ₃ Ge	(313–453) butyltrichlorogermanium	49.2	(328)		[75/30]
	(337–377) tetramethylgermane	45.8	(352)		[72/10]
C ₄ H ₁₂ Ge		28.1±0.1	(285)	C	[865-52-1] [70/25]
		27.6±2.1			[69/27][82/15]
C ₄ H ₁₂ GeO	(273–335) trimethylmethoxygermane	32.4	(304)	SG	[6163-67-3] [61/1]
C ₄ H ₁₂ GeO ₄		40.2±0.4			[70/32][77/23]
	(303–385) tetramethoxygermane	44.0	(344)		[58/26]
C ₅ H ₁₁ Cl ₃ Ge	(323–473) pentyltrichlorogermanium	51.9	(338)		[25425-26-7] [75/30]
	(305–475) pentyltrichlorogermanium	49.7	(320)		[72/10]
C ₆ H ₅ Cl ₃ Ge	(343–473) phenyltrichlorogermane	55.4	(358)		[1074-29-9] [72/13]
	(315–491) hexyltrichlorogermanium	51.1	(329)		[35460-93-6] [72/10]
C ₆ H ₁₅ BrGe	(303–463) bromotriethylgermane	48.3	(318)		[1067-10-3] [71/12]
	(291–345) hexamethyldigermoxane	44.1	(318)	SG	[61/1]
C ₆ H ₃₀ ClGeN ₃	(363–493) <i>tris</i> (diethylamino)chlorogermane	64.4	(378)		[70/12]
C ₇ H ₇ Cl ₃ Ge	(373–473) benzyltrichlorogermane	58.8	(388)		[6181-21-1] [72/13]
	(323–506) heptyltrichlorogermanium	52.3	(338)		[1190-86-9] [72/10]
C ₈ H ₂₀ Ge	(303–423) pentyl(trimethyl)germane	44.3	(318)		[75/30]

TABLE 7. Enthalpies of vaporization of select organo-metallic and inorganic compounds, 1880–2002—Continued

Molecular formula	Compound (Temperature range/K)	$\Delta_{\text{vap}}H_m$ (kJ mol ⁻¹)	Mean temperature (T_m /K)	Method	CAS registry number Reference
C ₈ H ₂₀ Ge	tetraethylgermane				[597-63-7]
	(253–293)	43.4	(273)	GS	[92/5]
		45.7±0.4	(298)	C	[77/7]
	(337–436)	46.1	(352)		[74/12]
		44.8±1.3			[64/27][82/15]
C ₈ H ₂₀ GeO ₄	tetraethoxygermane				
	(328–414)	43.1±0.4			[70/32][77/23]
		47.9	(371)		[58/26]
C ₈ H ₂₄ Ge ₄ O ₄	octomethylcyclotetragermoxane				[7749-82-8]
	(333–473)	51.4	(403)		[72/17]
C ₁₀ H ₂₅ GeN	triethyl(diethylamino)germane				[756-66-1]
	(303–463)	50.9	(318)		[70/12]
		46.0±4.8			[71/30][82/15]
C ₁₀ H ₂₅ GeO ₂	<i>tert</i> -butylperoxytriethylgermane				
		43.5±4.2			[71/29][82/15]
C ₁₂ H ₂₈ Ge	tetrapropylgermane				[994-65-0]
	(353–493)	54.7	(368)	A	[87/5]
		61.5±4.2			[64/28][82/15]
C ₁₂ H ₂₈ GeO ₄	tetrapropoxygermane				
	(343–453)	63.3	(358)	A	[87/5]
	(369–465)	55.0	(417)		[58/26]
C ₁₂ H ₂₈ GeO ₄	tetraisopropoxygermane				
	(313–453)	60.4	(328)	A	[87/5]
	(355–444)	54.9	(400)		[58/26]
C ₁₂ H ₃₀ Ge ₂ Hg	<i>bis</i> (triethylgermyl)mercury				[4149-28-4]
	(383–403)	64.8	(393)		[72/15]
		62.8±4.2			[72/31][82/15]
C ₁₂ H ₃₀ Ge ₂	hexaethyldigermene				
		62.8			[63/35][82/15]
C ₁₂ H ₃₀ Ge ₂ O	hexaethyldigermoxane				
		58.6±4.2			[71/29][82/15]
C ₁₆ H ₁₂ Ge	(diethynyl)diphenylgermane				
	(305–337)	110.8	(320)	A	[87/5]
C ₁₆ H ₃₆ GeO ₄	tetrabutoxygermane				[25063-27-8]
	(394–519)	62.4	(456)		[58/26]
C ₁₆ H ₃₆ GeO ₄	tetraisobutoxygermane				
	(369–482)	59.9	(426)		[58/26]
C ₁₆ H ₃₆ GeO ₄	tetra- <i>sec</i> -butoxygermane				
	(365–475)	59.9	(420)		[58/26]
C ₁₆ H ₃₆ GeO ₄	tetra- <i>tert</i> -butoxygermane				
	(364–460)	53.8	(412)		[58/26]
C ₁₈ H ₄₂ Ge ₂ Hg	<i>bis</i> (triisopropylgermyl)mercury				[24004-54-4]
	(373–483)	68.7	(388)		[72/15]
		54.4±4.2			[72/31][82/15]
C ₂₄ H ₂₀ GeO ₄	tetraphenoxylgermane				
		37.4±0.4			[70/32][77/23]
Ge ₄ H ₁₀	tetragermene				
		32.8			[59/25]
Ge ₅ H ₁₂	pentagermane				
		34.6			[59/25]
GeH ₆ Si	germylsilane				
	(190–250)	25.0	(220)		[63/27]
GeI ₄	germanium tetraiodide				[13450-95-8]
	(419–613)	64.2±0.2	(419)		[99/22]
Hg					
C ₂ H ₆ Hg	dimethyl mercury				[593-74-8]
	(275–367)	36.7±0.1	(321)		[01/9]
		34.6±0.8			[50/12][82/15]
C ₂ F ₆ HgS ₂	<i>bis</i> (trifluoromethylthio)mercury				
	(353–423)	49.9	(368)		[99/16]
C ₄ H ₁₀ Hg	diethyl mercury				[627-44-1]
		44.8±1.7			[51/12][82/15]
		44.9			[35/7]
C ₆ H ₁₄ Hg	dipropyl mercury				[628-85-3]

TABLE 7. Enthalpies of vaporization of select organo-metallic and inorganic compounds, 1880–2002—Continued

Molecular formula	Compound (Temperature range/K)	$\Delta_{\text{vap}}H_m$ (kJ mol ⁻¹)	Mean temperature (T_m /K)	Method	CAS registry number Reference
C ₆ H ₁₄ Hg	diisopropyl mercury	55.2±1.3			[52/20][82/15] [1071-39-2]
C ₁₂ H ₃₀ Ge ₂ Hg	<i>bis</i> (triethylgermyl)mercury (383–403)	53.6±1.7			[52/20][82/15] [4149-28-4]
C ₁₂ H ₃₀ HgSi ₂	<i>bis</i> (triethylsilyl)mercury (383–433)	64.8	(393)		[72/15] [4149-29-5]
C ₁₈ H ₄₂ Ge ₂ Hg	<i>bis</i> (triisopropylgermyl)mercury (373–483)	64.0	(398)		[72/15] [24004-54-4]
HgI ₂	mercuric iodide (537–610)	68.7	(388)		[72/15] [7774-29-0]
Ho		147.4	(574)	UV	[02/7]
C ₃₃ H ₅₇ HoO ₆	<i>tris</i> (2,2,6,6-tetramethylheptane-3,5-dionato)holmium(III) (458–500)	84.6		BG	[15522-73-3] [69/28]
I					
HI	hydrogen iodide	19.8	(238)	C	[10034-85-2] [29/4]
In					
C ₆ H ₁₅ In	triethyl indium (326–376)	45.0±0.7	(351)		[923-34-2] [01/9][01/24]
C ₉ H ₂₁ In	tripropyl indium (400–483)	52.0	(441)		[3015-98-3] [99/16]
C ₉ H ₂₁ In	triisopropyl indium (318–366)	52.3±0.7	(342)		[17144-80-8] [01/9]
C ₁₂ H ₂₇ In	tributyl indium (394–478)	51.0	(336)		[99/16] [15676-66-1]
C ₁₅ H ₁₂ F ₉ InO ₆	tributyl indium (444–539)	58.5	(459)	A	[87/5] [15453-87-9]
	<i>tris</i> (1,1,1-trifluoro-2,4-pentanedionato)indium(III) (398–478)	77.4±0.6	(438)		[78/10]
Li					
C ₄ H ₉ Li	butyl lithium	107.1±2.9			[109-72-8] [61/24][82/15]
	[Note: Authors of [61/24] noted that the experimental data was not very reproducible, and subject to considerable error.]				
Lu					
C ₃₃ H ₅₇ LuO ₆	<i>tris</i> (2,2,6,6-tetramethylheptane-3,5-dionato)lutetium(III) (448–490)	83.6		BG	[15497-45-2] [69/28]
Mn					
C ₅ H ₃ MnO ₅ Si	silyl pentacarbonyl manganese (294–391)	39.6	(343)	T	[15770-61-3] [69/37][67/40]
C ₁₀ H ₁₀ Mn	<i>bis</i> (cyclopentadienyl)manganese (378–435)	58.0	(393)	A	[1271-27-8] [87/5]
C ₁₀ O ₁₀ MnRe	manganese rhenium decacarbonyl (440–463)	56.5	(451)		[14693-30-2] [71/14]
C ₁₀ O ₁₀ Mn ₂	dimanganese decacarbonyl (428–463)	60.7±1.3	(446)		[10170-69-1] [71/14]
Mo					
MoF ₆	molybdenum hexafluoride (318–363)	27.4	(340)		[7783-77-9] [68/27]
N					
BrClFN	bromochlorofluoroammonia (240–310)	30.2	(275)		[96/31] [15605-95-5]
BrF ₂ N	bromodifluoroammonia (180–250)	23.2	(215)		[96/31] [145543-67-5]
Br ₂ FN	dibromofluoroammonia (280–350)	33.6	(315)		[96/31] [15162-90-0]
Br ₃ N	nitrogen tribromide (380–450)	44.1	(415)		[96/31]
Cl ₂ FN	dichlorofluoroammonia (200–280)	25.7	(240)		[96/31] [10025-85-1]
Cl ₃ N	nitrogen trichloride (280–440)	32.9	(360)		[96/31] [7697-37-2]
HNO ₃	nitric acid (273–356)	38.6	(312)		[66/30]

TABLE 7. Enthalpies of vaporization of select organo-metallic and inorganic compounds, 1880–2002—Continued

Molecular formula	Compound (Temperature range/K)	$\Delta_{\text{vap}}H_m$ (kJ mol ⁻¹)	Mean temperature (T_m /K)	Method	CAS registry number Reference
NH ₃	ammonia				[7664-41-7]
	(293–392)	22.7	(308)		[79/24]
	(199–241)	23.5	(239)		[37/13]
		23.4	(239)	C	[37/13]
NO	nitric oxide	13.8	(212)	C	[29/3]
N ₂	nitrogen				[7727-37-9]
	(63–126)	6.1	(78)		[67/42]
		5.6	(77)		[33/16]
N ₂ F ₄	tetrafluorohydrazine	26.4	(200)		[10036-47-2]
N ₂ H ₄	hydrazine				[58/15]
	(288–353)	44.5	(303)		[302-01-2]
N ₂ O	nitrous oxide				[49/13]
	(182–236)	16.1	(221)		[10024-94-2]
					[45/5]
Nb					
C ₁₀ H ₂₅ NbO ₅	pentaethylniobate	107.6	(391)	A	[87/5]
Nd					
C ₃₃ H ₅₇ NdO ₆	<i>tris</i> (2,2,6,6-tetramethylheptane-3,5-dionato)neodymium(III)	99.1		BG	[15492-47-4]
	(491–510)				[69/28]
Ni					
C ₃ NiO ₃ - C ₃ F ₉ P	<i>tris</i> (trifluoromethyl)phosphine—nickel tricarbonyl complex				
	(273–323)	31.2	(298)		[58/21]
C ₄ NiO ₄	nickel tetracarbonyl				[13463-39-3]
	(277–412)	29.8	(344)		[70/35]
		27.6 ± 1.3			[57/24][82/15]
		28.0			[55/17]
		27.2	(298)		[55/17]
		30.2 ± 0.1			[53/14]
	(250–315)	29.5	(265)		[47/5]
		30.1			[42/9][55/17]
		27.2			[1903/1][55/17]
C ₆ H ₁₂ N ₂ NiS ₄	<i>bis</i> (dimethyldithiocarbamate)nickel	139.9	(463)		[15521-65-0]
	(448–478)				[99/16]
C ₁₄ H ₂₈ N ₂ NiS ₄	<i>bis</i> (dipropyldithiocarbamate)nickel	126.1	(448)		[14516-30-4]
	(433–462)				[99/16]
C ₁₈ H ₃₆ N ₂ NiS ₄	<i>bis</i> (dibutyldithiocarbamate)nickel	136.6	(500)		[13927-77-0]
	(438–562)				[99/16]
C ₁₈ H ₃₆ N ₂ NiS ₄	<i>bis</i> (diisobutyldithiocarbamate)nickel	124.0	(463)		[28371-07-5]
	(453–473)				[99/16]
C ₂₂ H ₄₄ N ₂ NiS ₄	<i>bis</i> [<i>bis</i> (3-methylbutyl)dithiocarbamate]nickel	164.5	(448)		[55935-69-8]
	(429–468)				[99/16]
O					
H ₂ O ₂	hydrogen peroxide	48.5	(320)		[7722-84-1]
	(277–363)				[24/2]
Os					
C ₁₀ H ₁₀ Os	osmocene	56.3 ± 1.3	(535)		[1273-81-0]
	(506–563)				[84/11]
C ₁₀ O ₁₀ Os ₃	triosmium dodecacarbonyl	101.7	(420)		[15696-40-9]
	(497–543)				[74/19]
P (see table 6 for organophosphorous compounds)					
Br ₃ P	tribromophosphine	48.5			[7789-60-8]
					[96/23][63/31]
Cl ₃ P	trichlorophosphine	32.6			[7719-12-2]
					[96/23][63/31]
F ₂ HOP	hydrophosphoryl difluoride	36.1	(245)	T	[67/36]
	(220–271)				
F ₂ HPS	hydrothiophosphoryl difluoride	29.1	(223)	T	[67/36]
	(188–258)				
F ₂ N ₃ OP	difluorophosphoryl azide	36.4	(296)		[72/23]
F ₃ N ₃ P ₃	trimeric phosphonitrilic fluoride				

TABLE 7. Enthalpies of vaporization of select organo-metallic and inorganic compounds, 1880–2002—Continued

Molecular formula	Compound (Temperature range/K)	$\Delta_{\text{vap}}H_m$ (kJ mol ⁻¹)	Mean temperature (T_m /K)	Method	CAS registry number Reference
F ₄ N ₄ P ₄	tetrameric phosphonitric fluoride	32.1			[58/27]
F ₆ NP ₃	<i>tris</i> (difluorophosphino)amine	37.3			[58/27]
PH ₃	phosphine	31.2			[75/38]
		14.6±0.1	(186)		[7803-51-2]
		14.6	(185)		[39/5]
F ₅ P	phosphorous pentafluoride (179–189)	17.2	(184)	QM	[37/15]
					[7647-19-0]
Pb					
C ₂ H ₈ Pb	dimethylplumbane (173–223)	25.5	(198)		[60/26]
C ₃ H ₁₀ Pb	trimethylplumbane (193–243)	31.1	(218)		[60/26]
C ₄ H ₁₂ Pb	tetramethyllead	38.1±0.4			[75-74-1]
		35.7	(303)		[59/17][82/15]
C ₅ H ₉ F ₅ Pb	(pentafluoroethyl)trimethyllead (295–329)	39.1	(312)	T	[29/6]
C ₈ H ₂₀ Pb	tetraethyllead	56.6±1.0	(298)	C	[60/11]
		57.3	(326)		[78-00-2]
		56.9±2.5			[80/4]
		56.3	(308)		[47/5]
		56.7	(387)		[56/22][82/15]
					[36/9]
					[35/7]
Pr					
C ₃₃ H ₅₇ O ₆ Pr	<i>tris</i> (2,2,6,6-tetramethylheptane-3,5-dionato)praseodymium(III) (495–530)	109.2		BG	[15492-48-5]
					[69/28]
Re					
C ₁₀ O ₁₀ MnRe	manganese rhenium decacarbonyl (440–463)	56.5	(451)		[14693-30-2]
C ₁₀ O ₁₀ Re ₂	dirhenium decacarbonyl (454–483)	68.7	(468)		[71/14]
					[14285-68-8]
					[71/14]
Ru					
C ₅ O ₅ Ru	ruthenium pentacarbonyl (243–323)	42.2	(283)		[91/16]
C ₁₀ H ₁₀ Ru	ruthenocene (479–544)	53.6±1.4	(511)		[1287-13-4]
					[84/11]
S					
Br ₂ OS	thionyl bromide (313–439)	43.6	(330)		[507-16-4]
					[99/16]
Br ₂ S ₂	disulfur dibromide (365–503)	53.9	(380)		[13172-31-1]
					[99/16]
Br ₂ FO ₂ S	sulfuryl bromide fluoride (236–333)	32.0	(251)		[13536-61-3]
					[99/16]
ClF ₂ NO ₂ S	difluoroamidofluoride chloride (232–290)	31.2	(261)		[71/19]
ClFOS	thionyl chloride fluoride (212–304)	27.7	(227)		[14177-25-4]
					[99/16]
ClFO ₂ S	sulfuryl chloride fluoride (211–300)	29.0	(226)		[13637-84-8]
					[99/16]
ClFO ₅ S ₂	pyrosulfuryl chloride fluoride (284–396)	40.8	(299)		[13637-85-9]
					[99/16]
ClHO ₃ S	chlorosulfonic acid (324–454)	45.8	(339)		[7790-94-5]
					[99/16]
Cl ₂ OS	thionyl chloride (257–372)	32.4	(272)		[7719-09-7]
					[99/16]
Cl ₂ O ₂ S	sulfuryl chloride (357–365)	34.5	(272)		[7791-25-5]
					[99/16]
Cl ₂ O ₅ S ₂	pyrosulfuryl dichloride (325–450)	44.7	(340)		[7791-27-7]
					[99/16]
Cl ₂ S	sulfur chloride (265–348)	43.8	(280)		[10545-99-0]
					[99/16]

TABLE 7. Enthalpies of vaporization of select organo-metallic and inorganic compounds, 1880–2002—Continued

Molecular formula	Compound (Temperature range/K)	$\Delta_{\text{vap}}H_m$ (kJ mol ⁻¹)	Mean temperature (T_m /K)	Method	CAS registry number Reference
Cl ₂ S ₂	disulfur dichloride (306–439)	41.1	(321)		[10025-67-9] [99/16]
FHO ₃ S	fluorosulfonic acid (343–459)	55.7	(358)		[7789-21-1] [99/16]
FNS	thiazyl fluoride (270–299)	21.7	(285)		[18820-63-8] [99/16]
F ₂ HPS	hydrothiophosphoryl difluoride (188–258)	29.1	(223)	T	[67/36]
F ₂ N ₂ S	dinitrogen sulfur difluoride (192–281)	23.9	(207)		[500010-01-5] [99/16]
F ₂ OS	thionyl fluoride (173–244)	23.7	(188)		[7783-42-8] [99/16]
F ₂ O ₂ S	sulfuryl fluoride (160–233)	20.0	(175)		[2699-79-8] [99/16]
F ₂ O ₄ S	peroxysulfuryl difluoride (198–248)	25.7	(223)		[75/40]
F ₂ O ₅ S ₂	pyrosulfuryl difluoride (240–346)	31.4	(255)		[13036-75-4] [99/16]
F ₂ O ₈ S ₃	trisulfur octoxide difluoride (296–419)	40.7	(311)		[13709-33-6] [99/16]
F ₂ S ₂	disulfur difluoride (153–196)	14.9	(168)		[16860-99-4] [99/16]
F ₃ NO ₃ S	N,N-difluorohydroxylamine-O-fluorosulfonate (206–272)	24.6	(239)		[63/28]
F ₃ NS	N-fluorosulfur difluoride amide (213–246)	24.1	(230)		[69/26]
F ₃ NS	nitrogen fluoride sulfide (184–268)	23.1	(199)		[15930-75-3] [99/16]
F ₄ OS	sulfur oxide tetrafluoride (166–240)	21.4	(181)		[13809-54-1] [99/16]
F ₄ O ₅ S ₂	disulfur pentoxide tetrafluoride (246–353)	18.0	(261)		[44982-62-9] [99/16]
F ₄ S	sulfur tetrafluoride (170–250)	21.1	(185)		[7783-60-0] [99/16]
		24.6	(192)		[55/16]
F ₆ O ₃ S ₂	pentafluorosulfur fluorosulfane (228–273)	32.2	(250)		[62/36]
F ₁₀ O ₂ S ₂	thiosulfuryl decafluoride (239–344)	31.8	(242)		[12395-41-4] [99/16]
F ₁₀ S ₂	disulfur decafluoride (226–322)	30.1	(241)		[5714-22-7] [99/16]
		29.6	(237)		[62/36]
F ₁₄ O ₂ S ₃	<i>bis</i> (pentafluorosulfato)tetrafluoro sulfur (SF ₅ OSF ₄ OSF ₅)	33.4			[108021-40-5] [63/45]
F ₁₀ O ₂ S ₂	(pentafluorosulfato)tetrafluoro sulfur peroxide (SF ₅ OSF ₄ OOSF ₄ OSF ₅)	47.5			[63/45]
H ₂ S	hydrogen sulfide (185–228)	19.5	(200)		[7783-06-4] [99/16]
		18.6	(243)		[99/16]
H ₂ S ₂	dihydrogen disulfide (256–367)	34.0	(271)		[13465-07-1] [99/16]
		33.8±0.1	(293)	C	[58/14]
H ₂ S ₃	dihydrogen trisulfide (328–474)	43.1	(343)		[13845-23-3] [99/16]
		45.5±0.2	(293)	C	[58/14]
H ₂ S ₄	dihydrogen tetrasulfide (384–547)	52.2	(399)		[13465-25-5] [99/16]
		56.8±0.3	(293)	C	[58/14]
H ₂ S ₅	dihydrogen pentasulfide (426–592)	61.5	(441)		[13465-24-4] [99/16]
		68.4±0.6	(293)	C	[58/14]
SO ₂	sulfur dioxide (200–263)	24.9	(263)		[7446-09-5] [38/11]
		24.9	(263)	C	[38/11]

TABLE 7. Enthalpies of vaporization of select organo-metallic and inorganic compounds, 1880–2002—Continued

Molecular formula	Compound (Temperature range/K)	$\Delta_{\text{vap}}H_m$ (kJ mol ⁻¹)	Mean temperature (T_m /K)	Method	CAS registry number Reference
SO ₃	sulfur trioxide (290–318)	46.7	(290)		[7446-11-9] [85/14]
	(290–318)	45.5±0.8	(298)		[85/14]
	(353–473)	32.4	(368)		[63/43]
Sb					
CH ₅ Sb	methylstibine (223–273)	27.4	(248)		[23362-09-6] [59/6]
C ₂ H ₇ Sb	dimethylstibine (241–273)	30.8	(257)		[23362-10-9] [59/6]
C ₂ H ₈ BSb	dimethylstibinoborine (234–273)	32.1	(254)		[59/6]
C ₃ Cl ₂ F ₉ Sb	<i>tris</i> (trifluoromethyl)antimony dichloride (243–323)	38.8	(283)		[57/28]
C ₃ F ₉ Sb	<i>tris</i> (trifluoromethyl)stibine (215–343)	34.7	(279)		[57/28]
C ₃ H ₉ Sb	trimethylstibine	28.9±1.3			[594-10-5]
		31.2		BG	[55/15][82/15] [46/13]
C ₄ H ₁₂ Sb ₂	tetramethylbistibine (325–358)	46.9	(341)		[59/6]
C ₆ H ₉ Sb	trivinylstibine (293–363)	38.7	(308)		[5613-68-3] [57/15][84/9]
C ₆ H ₁₅ Sb	triethylstibine (193–333)	39.9±1.3	(306)		[617-85-6] [01/9]
		43.5±4.2			[63/37][82/15]
		41.8		BG	[46/13]
C ₁₈ H ₁₅ Sb	triphenylantimony (503–553)	83.3	(518)	A	[603-36-1] [87/5]
Sc					
C ₁₅ H ₁₂ F ₉ O ₆ Sc	<i>tris</i> (1,1,1-trifluoro-2,4-pentanedionato)scandium(III) (397–457)	82.2±0.8	(427)		[14634-68-5] [78/11]
Se					
CBrF ₃ Se	trifluoromethylselenyl bromide	30.9			[80/22]
CClF ₃ Se	trifluoromethylselenyl chloride	27.6			[80/22]
COSe	carbon oxyselenide (221–252) (156–251)	22.1	(236)		[1603-84-5] [99/16]
		21.7	(236)		[47/5]
		22.1	(211)		[37/12]
CSSe	carbon selenide sulfide (226–359) (273–357)	35.5	(241)		[5951-19-9] [99/16]
		33.6	(288)		[14/1][84/9]
CSe ₂	carbon diselenide (230–290) (290–337)	39.1	(245)		[506-80-9] [99/16]
		35.9	(305)		[99/16]
		37.2±0.8			[66/26][82/15]
	(273–323)	39.0	(288)		[47/2][84/9]
CHF ₃ Se	trifluoromethaneselenol	22.5			[55446-31-6] [80/22]
CH ₃ FO ₃ Se	fluoroselenic acid, methyl ester	46.9			[17697-13-1] [67/41]
CH ₃ F ₃ SeSi	silyl trifluoromethyl selenide (213–277)	28.0	(245)		[62/31]
C ₂ BrF ₅ Se	(pentafluoroethane) selenyl bromide (242–293)	34.5	(267)		[6123-59-7] [99/16]
C ₂ ClF ₅ Se	(pentafluoroethane) selenyl chloride (215–289)	30.3	(252)		[6123-50-8] [99/16]
C ₂ F ₃ NOSe	trifluoromethyl selenium isocyanate (233–284)	29.5	(259)		[20334-48-9] [68/18]
C ₂ F ₃ NSSe	trifluoromethyl selenium thiocyanate (233–383)	25.9	(258)		[21438-06-2] [68/18]
C ₂ F ₃ NSSe	trifluoromethane sulphenyl selenocyanate (263–313)	33.3	(288)		[63/42]

TABLE 7. Enthalpies of vaporization of select organo-metallic and inorganic compounds, 1880–2002—Continued

Molecular formula	Compound (Temperature range/K)	$\Delta_{\text{vap}}H_m$ (kJ mol ⁻¹)	Mean temperature (T_m /K)	Method	CAS registry number Reference
C ₂ F ₃ NSe	trifluoromethyl selenocyanate	37.9			[1717-4903]
	(233–273)	37.6	(253)		[80/22] [68/18]
C ₂ F ₃ NSe ₂	trifluoromethyl selenium selenocyanate	26.6	(245)		[20563-91-1] [68/18]
CF ₆ Se	<i>bis</i> (trifluoromethyl)selenide	24.4			[371-79-9] [80/22]
CF ₆ Se ₂	<i>bis</i> (difluoromethyl) diselenide	33.1			[372-65-6] [80/22]
		27.7	(251)		[1544-45-2] [99/16][63/41]
C ₂ H ₃ F ₃ Se	methyl(trifluoromethyl)selenide	27.7	(251)		[99/16][63/41]
C ₂ H ₆ Se	dimethyl selenide	30.3±0.1	(295)		[593-79-3] [99/16][97/30]
		31.9	(295)	I	[94/9]
C ₂ H ₆ Se ₂	dimethyl diselenide	74.9	(300)	I	[7101-31-7] [94/9]
		42.0±1.0	(298)	C	[89/12]
C ₃ AsF ₉ Se	<i>bis</i> (trifluoromethyl) trifluoromethylselenoarsine	34.8	(261)		[62/32]
C ₃ BrF ₇ Se	(heptafluoro-1-propane) selenyl bromide	35.0	(274)		[662-44-2] [99/16][63/41]
		33.4	(256)		[662-46-4] [99/16][63/41]
C ₃ ClF ₇ Se	(heptafluoro-1-propane) selenyl chloride	33.4	(256)		[20334-51-4] [68/18]
C ₃ F ₃ NSe	pentafluoroethyl selenocyanate	32.0	(273)		[68/18]
C ₃ H ₂ F ₆ Se ₂	<i>bis</i> [(trifluoromethyl)seleno]methane	35.4	(315)		[691-25-8] [99/16][63/41]
		31.9	(260)		[6123-56-4] [99/16]
C ₃ H ₃ F ₅ Se	methyl pentafluoroethyl selenide	31.9	(260)		[99/16]
C ₃ H ₃ F ₇ SeSi	(heptafluoropropyl)selenyl silane	33.1	(263)		[1647-59-2] [99/16][62/31]
		33.8	(280)		[6123-53-1] [99/16]
C ₃ H ₄ F ₅ NSe	(pentafluoroethyl)seleno methylamine	33.8	(280)		[367-52-2] [99/16]
C ₃ H ₅ FOSe	fluoroselenoacetic acid, Se-methyl ester	46.3	(303)		[99/16]
C ₃ H ₅ F ₃ Se	ethyl(trifluoromethyl)selenide	31.6	(238)		[690-25-5] [99/16][63/41]
		28.1	(276)		[63/41]
C ₃ H ₆ F ₃ NSe	N,N-dimethyl(trifluoromethyl)selenenamide	28.1	(276)		[63/41]
		31.6	(263)		[6123-61-1] [99/16]
C ₄ F ₁₀ Se	<i>bis</i> (pentafluoroethyl)selenide	31.6	(263)		[6123-49-5] [99/16]
		40.0	(295)		[99/16]
C ₄ HF ₁₀ NSe ₂	<i>bis</i> [(pentafluoroethyl)seleno]amine	38.3	(296)		[6123-55-3] [99/16]
		30.8	(278)		[662-45-3] [99/16][63/41]
C ₄ H ₃ F ₇ Se	methyl(heptafluoropropyl) selenide	30.8	(278)		[662-45-3] [99/16][63/41]
		40.8	(272)		[288-05-1] [99/16]
		38.1±0.7	(298)	C	[89/12]
C ₄ H ₄ Se	selenophene	34.0	(249)		[47/5]
		34.8	(276)		[6123-57-5] [99/16]
C ₄ H ₅ F ₅ Se	ethyl(pentafluoroethyl) selenide	34.8	(276)		[6123-57-5] [99/16]
C ₄ H ₆ F ₅ NSe	1,1,2,2,2-pentafluoro-N,N-dimethylethane selenamide	34.8	(288)		[6123-52-0] [99/16]
C ₄ H ₆ Se	divinyl selenide	42.0±1.0	(298)	C	[57796-75-5] [89/12]
		46.6	(367)		[5368-46-7] [99/16]
C ₄ H ₈ OSe	1,4-oxaselenane	46.6	(367)		[5368-46-7] [99/16]
C ₄ H ₁₀ Se	diethyl selenide	39.7	(258)		[627-53-2] [99/16]
		38.9±1.0	(298)	C	[89/12]
		38.9±4.2			[36/5][82/15]
		36.8	(303)		[29/6]

TABLE 7. Enthalpies of vaporization of select organo-metallic and inorganic compounds, 1880–2002—Continued

Molecular formula	Compound (Temperature range/K)	$\Delta_{\text{vap}}H_m$ (kJ mol ⁻¹)	Mean temperature (T_m /K)	Method	CAS registry number Reference
C ₄ H ₁₀ Se ₂	diethyl diselenide	47.1±0.9	(298)	C	[628-39-7] [89/12]
C ₅ AsF ₁₃ Se	heptafluoropropylseleno <i>bis</i> (trifluoromethyl)arsine (277–348)	40.3	(312)		[62/32]
C ₅ H ₃ F ₁₀ NSe ₂	N,N- <i>bis</i> [(pentafluoroethyl)seleno]methylamine (282–324)	38.3	(303)		[6123-54-2] [99/16]
C ₅ H ₅ F ₇ Se	ethyl(heptafluoropropyl) selenide (243–333)	36.0	(288)		[755-44-2] [99/16][63/41]
C ₅ H ₆ F ₇ NSe	N,N-dimethyl(heptafluoropropyl)selenenamamide (228–321)	30.8	(274)		[63/41]
C ₆ F ₁₄ Se	<i>bis</i> (heptafluoropropyl) selenide (228–343)	34.5	(286)		[755-81-7] [99/16][63/41]
C ₆ F ₁₄ Se ₂	<i>bis</i> (heptafluoropropyl) diselenide (260–348)	37.7	(304)		[755-51-1] [99/16][63/41]
C ₆ H ₆ Se	benzene selenol (331–458)	45.4	(395)		[645-96-5] [99/16]
C ₆ H ₁₄ Se	diisopropyl selenide	43.1±1.0	(298)	C	[37773-02-7] [89/12]
C ₇ H ₈ Se	methyl phenyl selenide (273–291)	52.5	(282)		[4346-64-9] [99/16]
C ₈ H ₁₈ Se	dibutyl selenide	47.3±1.0	(298)	C	[14835-66-6] [89/12]
C ₁₀ H ₂₂ Se	dipentyl selenide	51.9±1.0	(298)	C	[14835-67-7] [89/12]
C ₁₂ H ₁₀ Se	diphenyl selenide (379–575) (378–575)	63.4 61.9	(394) (393)	A	[1132-39-4] [99/16] [87/5]
Cl ₂ OSe	selenium oxychloride (352–476) (353–453)	59.1 46.9	(367) (403)		[73/33][82/15] [7791-23-3] [99/16] [71/24]
D ₂ Se	hydrogen selenide—d ₂ (202–256)	22.2	(217)		[13536-95-3] [99/16]
F ₂ OSe	seleninyl difluoride (316–420)	52.1	(331)		[7783-43-9] [99/16]
F ₄ Se	selenium tetrafluoride (297–398)	46.9±0.8 46.4	(298) (312)	C	[79/27] [13465-66-2] [99/16]
F ₆ O ₂ Se	<i>trans bis</i> (fluoroxy) tetrafluoroselenium (241–286)	26.5	(263)		[70/13]
Si					
CH ₂ Cl ₄ OSi	chloromethoxytrichlorosilane (273–323)	9.3	(288)		[58/3]
CH ₃ Cl ₃ Si	methyltrichlorosilane (328–358) (287–337)	30.7 31.2	(343) (302)	I	[75-79-6] [67/26] [54/1]
CH ₄ Cl ₂ Si	(dichloromethyl)silane (283–319)	31.0±2.1 32.5	(301)		[69/30][82/15] [57/27]
CH ₄ Cl ₂ Si	methyldichlorosilane (275–314)	28.3	(290)	I	[75-54-7] [54/1]
CH ₅ ClSi	(chloromethyl)silane (246–297)	27.5	(271)		[57/27]
CH ₅ BrSi	methylbromosilane (283–295)	28.5	(289)		[58/24]
CH ₆ OSi	methoxysilane (184–216)	25.8	(201)		[2171-96-2] [61/5]
CH ₈ Si ₂	methyldisilane (190–273)	26.8	(231)	T	[13498-43-6] [66/16]
C ₂ H ₃ Cl ₃ Si	trichlorovinylsilane (291–356)	34.2	(306)	I	[75-94-5] [54/1]
C ₂ H ₃ Cl ₃ Si	1,2-dichloroethyltrichlorosilane (375–453)	45.7	(390)	I	[684-00-4] [54/1]
C ₂ H ₄ Cl ₆ Si ₂	<i>bis</i> (trichlorosilyl)ethane				

TABLE 7. Enthalpies of vaporization of select organo-metallic and inorganic compounds, 1880–2002—Continued

Molecular formula	Compound (Temperature range/K)	$\Delta_{\text{vap}}H_m$ (kJ mol ⁻¹)	Mean temperature (T_m /K)	Method	CAS registry number Reference
C ₂ H ₄ Si	(364–432) silylacetylene	48.6	(379)	I	[54/1]
C ₂ H ₅ Cl ₃ Si	(215–251) trichloroethylsilane	22.0	(233)		[63/39] [115-21-9]
C ₂ H ₅ F ₃ OSi	(303–363) ethoxytrifluorosilane	35.1	(318)		[70/37]
C ₂ H ₆ Cl ₂ Si	(301–368) dichlorodimethylsilane	35.9	(316)	I	[54/1]
C ₂ H ₆ Cl ₂ Si	(206–248) dichloroethylsilane	26.8	(227)		[49/26] [75-78-5]
C ₂ H ₆ Cl ₄ Si ₂	(301–345) 1,1,2,2-tetrachloro-1,2-dimethyldisilane	31.5	(316)	I	[54/1] [1789-58-8]
C ₂ H ₆ F ₃ NSi	(279–346) 1,1,1-trifluoro-N,N-dimethylaminosilane	31.5	(294)	I	[54/1]
C ₂ H ₁₀ Si ₂	(301–345) 1,2-dimethyldisilane	31.6	(316)		[54/4]
C ₂ H ₁₁ NSi ₂	(300–375) N,N-dimethyldisilanylamine	42.4	(337)		[67/23]
C ₃ H ₄ Cl ₃ NSi	(225–288) trichloro- β -cyanoethylsilane	28.5	(273)		[61/4]
C ₃ H ₅ Cl ₃ Si	(227–273) allyltrichlorosilane	25.4	(258)		[870-26-8] [62/6]
C ₃ H ₆ Cl ₄ Si	(207–273) γ -chloropropyltrichlorosilane	35.4	(240)	T	[63/30]
C ₃ H ₆ Cl ₄ Si	(343–443) β -chloropropyltrichlorosilane	53.5	(358)		[78/12]
C ₃ H ₈ Cl ₂ OSi	(319–388) dichloroethoxymethylsilane	40.1	(333)	I	[107-37-9] [54/1]
C ₃ H ₉ BrSi	(313–443) bromotrimethylsilane	49.7	(328)		[2550-06-3]
C ₃ H ₉ ClSi	(360–452) chlorotrimethylsilane	46.4	(375)	I	[72/14] [54/1]
C ₃ H ₁₀ OSi	(313–443) trimethylsilanol	46.9	(328)		[72/14]
C ₃ H ₁₁ NSi	(239–373) N,N-dimethyl(methylsilyl)amine	38.0	(254)		[47/5]
C ₃ H ₁₃ NSi ₂	(291–357) N-methyldi(methylsilyl)amine	32.6 ± 2.1			[2857-97-8] [67/34][82/15]
C ₃ H ₁₅ NSi ₃	(274–325) tri(methylsilyl)amine	30.8	(289)		[75-77-4]
C ₄ H ₈ Cl ₆ SSi ₂	(276–329) 2,5-bis(trichlorosilyl)thiophene	30.2	(291)		[64/8] [54/1]
C ₄ H ₉ F ₆ NSi ₂		30.1 ± 1.7			[67/34][82/15] [1066-40-6]
C ₄ H ₁₀ Cl ₂ Si	(291–358) dichloroethylvinylsilane	46.8	(306)	A	[87/5]
C ₄ H ₁₀ Cl ₂ Si	(273–317) 1,1,1-trifluoro-N-(1-methylpropyl)-N-(trifluorosilyl)silanamine	45.6 ± 1.7			[69/30][82/15]
C ₄ H ₁₀ F ₃ NSi	(323–378) dichlorodiethylsilane	44.2	(324)	I	[53/15]
C ₄ H ₁₀ F ₃ NSi	(303–351) tri(methylsilyl)amine	28.2	(296)		[58/24]
C ₄ H ₁₀ Si	(374–519) 1-methylsilacyclobutane	32.2	(327)		[58/24]
C ₄ H ₁₂ Si	(323–378) diethylsilane	33.7	(350)		[58/24]
C ₄ H ₁₂ Si	(193–233) 1-methylsilacyclobutane	25.8	(213)		[28245-41-2] [73/30]
C ₄ H ₁₀ Cl ₂ Si	(318–395) dichloroethylvinylsilane	38.1	(333)	I	[1719-53-5] [54/1]
C ₄ H ₁₀ F ₃ NSi	(208–274) (N,N-diethylamino)trifluorosilane	27.4	(241)		[28245-37-6] [74/34]
C ₄ H ₁₀ F ₃ NSi	(208–250) (N-tert-butylamino)trifluorosilane	33.6	(229)		[28245-40-1] [73/34]
C ₄ H ₁₀ Si		25.1	(298)	C	[765-33-3] [91/4]
C ₄ H ₁₂ Si		30.0 ± 0.4			[542-91-6] [72/30][82/15]

TABLE 7. Enthalpies of vaporization of select organo-metallic and inorganic compounds, 1880–2002—Continued

Molecular formula	Compound (Temperature range/K)	$\Delta_{\text{vap}}H_m$ (kJ mol ⁻¹)	Mean temperature (T_m /K)	Method	CAS registry number Reference
C ₄ H ₁₂ Cl ₂ OSi ₂	1,3-dichlorotetramethyldisiloxane (303–403)	40.3	(318)		[2401-73-2] [71/11]
C ₄ H ₁₂ O ₃ Si	methyltrimethoxysilane	34.3±0.6 34.3±0.3	(298) (298)	C EB	[1185-55-3] [88/15] [85/13]
C ₄ H ₁₂ O ₄ Si	tetramethoxysilane (364–393)	38.0 41.4±0.7 41.4±0.2	(379) (298) (298)	EB C EB	[681-84-5] [89/5] [88/15] [85/13]
C ₄ H ₁₂ Si	(309–394) tetramethylsilane	41.0 26.0±0.6 26.2±0.4 24.2±0.1	(324) (298) (298) (299)		[80/15] [75-76-3] [88/15] [72/30][82/15]
C ₄ H ₁₃ NSi	N,1,1,1-tetramethylsilanamine	37.4±0.8 36.0±2.1	(298)	C C	[41/5] [16513-17-0] [91/6] [67/34][82/15]
C ₄ H ₁₄ N ₂ Si	bis(dimethylamino)silane (288–344)	32.4	(316)	T	[64/29]
C ₄ H ₁₆ N ₂ Si ₂	N,N,N',N'-tetramethyldisilanylamine (311–354)	39.3	(332)	T	[63/30]
C ₅ H ₆ Cl ₂ SSi ₂	2-(methylchlorosilyl)thiophene (341–467)	46.4	(356)		[81/24]
C ₅ H ₉ F ₆ NOSSi	S,S-bis(trifluoromethyl)-N-(trimethylsilyl)sulfoximine	33.5	(378)	I	[34556-30-4] [72/25]
C ₅ H ₁₀ F ₃ NSi	1-(trifluorosilyl)piperidine (250–282)	33.9	(266)		[33552-49-7] [73/34]
C ₅ H ₁₂ Si	1,2-dimethylsilacyclobutane	33.1	(298)	C	[91/4]
C ₅ H ₁₂ Si	1,1-dimethylsilacyclobutane	32.1 33.0±0.8 34.7±2.1	(356) (298)		[2295-12-7] [75/31] [74/22]
C ₅ H ₁₂ Si	vinyltrimethylsilane	33.1±0.6	(298)	C	[72/30][82/15] [754-05-2] [88/15]
C ₅ H ₁₄ OSi	ethoxytrimethylsilane	38.4±0.6 38.4±0.3 35.1	(298) (298) (238)	C EB	[1825-62-3] [88/15] [85/13] [47/5]
C ₅ H ₁₄ O ₃ SSi	trimethoxy[(methylthio)methyl]silane	40.2±0.6	(298)	C	[57557-66-1] [89/11]
C ₅ H ₁₄ Si	methyldiethylsilane	34.6±0.7	(298)	C	[760-32-7] [88/15]
C ₅ H ₁₅ NSi	pentamethylsilanamine	33.6±0.8 31.8±1.7 31.7	(298) (298) (335)	C	[2083-91-2] [91/6] [67/34][82/15] [58/24]
C ₅ H ₂₀ O ₅ Si ₅	1,3,5,7,9-pentamethylcyclopentasiloxane	47.0±0.9	(298)	C	[6166-86-5] [91/5]
C ₆ H ₄ Cl ₄ Si	(2-chlorophenyl)trichlorosilane (406–472)	52.1	(439)	EB	[2003-90-9] [74/22]
C ₆ H ₄ Cl ₄ Si	(3-chlorophenyl)trichlorosilane (398–463)	50.7	(430)	EB	[2003-89-6] [74/22]
C ₆ H ₅ Cl ₃ Si	phenyl trichlorosilane (333–453) (375–470)	51.1 47.9	(348) (390)		[98-13-5] [70/37] [54/1]
C ₆ H ₅ F ₃ Si	trifluorophenylsilane (242–371)	40.1	(257)		[368-47-8] [47/5]
C ₆ H ₈ Cl ₄ SSi ₂	2,5-bis(methyldichlorosilyl)thiophene (405–522)	55.7	(420)		[81/24]
C ₆ H ₉ F ₆ NSi	1,1,1-trimethyl-N-[2,2,2-trifluoro-1-(trifluoromethyl)ethylidene]-silanamine	30.5	(358)	I	[17599-55-2] [72/24]
C ₆ H ₁₀ Cl ₂ Si	diallyldichlorosilane (254–390)	47.9	(269)		[47/5]

TABLE 7. Enthalpies of vaporization of select organo-metallic and inorganic compounds, 1880–2002—Continued

Molecular formula	Compound (Temperature range/K)	$\Delta_{\text{vap}}H_m$ (kJ mol ⁻¹)	Mean temperature (T_m /K)	Method	CAS registry number Reference
C ₆ H ₁₁ NSi ₂	N-phenyldisilazane (298–356)	34.9	(327)	T	[69/33]
C ₆ H ₁₂ Si ₂	1,1,3,3-tetramethyl-1,3-disilacyclobutane	39.5	(391)		[1627-98-1] [75/31]
C ₆ H ₁₂ Si	1-methyl-1-vinylsilacyclobutane	33.1	(298)	C	[91/4]
C ₆ H ₁₄ Si	1,1,2-trimethylsilacyclobutane	36.0	(298)	C	[30681-90-4] [91/4]
C ₆ H ₁₄ Si	1,1-dimethylsilacyclopentane	37.7±2.1			[72/30][82/15]
C ₆ H ₁₄ Si	1,1,3-trimethylsilacyclobutane	35.5	(298)	C	[2295-13-8] [91/4]
C ₆ H ₁₅ ClSi	chlorotriethylsilane (268–419)	42.9	(419)		[994-30-9] [47/5]
C ₆ H ₁₅ FO ₃ Si	triethoxyfluorosilane (291–373)	40.3	(332)	I	[49/26]
C ₆ H ₁₅ NOSi ₂	pentamethyldisilanyl isocyanate (320–377)	44.2	(348)		[63/40]
C ₆ H ₁₆ OSi	propoxytrimethylsilane	34.3±0.6	(298)	C	[1825-63-4] [88/15]
C ₆ H ₁₆ OSi	isopropoxytrimethylsilane	34.3±0.3	(298)	C	[85/13]
C ₆ H ₁₆ OSi	triethylsilanol (298–413)	31.8±0.6	(298)	C	[88/15]
C ₆ H ₁₆ OSi	diethoxydimethylsilane	31.8±0.4	(298)	EB	[85/13]
C ₆ H ₁₆ O ₂ Si	trimethoxy[2-(methylthio)ethyl]silane (254–386)	50.6	(355)	I	[597-52-4] [53/15]
C ₆ H ₁₆ O ₃ SSi	[(ethylthio)methyl]trimethoxysilane	43.1±0.7	(298)	C	[78-62-6] [88/15]
C ₆ H ₁₆ O ₃ SSi	trimethoxy[2-(methylthio)ethyl]silane	43.1±0.3	(298)	EB	[85/13]
C ₆ H ₁₆ O ₃ SSi	[(ethylthio)methyl]trimethoxysilane	43.3	(269)		[47/5]
C ₆ H ₁₆ Si	dimethyldiethylsilane	45.2±0.7	(298)	C	[66785-19-1] [89/11]
C ₆ H ₁₆ Si	triethylsilane	41.4±0.6	(298)	C	[53696-79-0] [89/11]
C ₆ H ₁₆ Si	triethylsilane (303–373)	38.9±0.6	(298)	C	[756-81-0] [88/15]
C ₆ H ₁₆ Si ₂	1,1,3,3-tetramethyl-1,3-disilacyclobutane	37.4±0.6	(298)	C	[617-86-7] [88/15]
C ₆ H ₁₆ Si ₂	1,1,3,3-tetramethyl-1,3-disilacyclobutane	33.5	(298)	EB, I	[75/34]
C ₆ H ₁₆ Si ₂	1,1,3,3-tetramethyl-1,3-disilacyclobutane	36.4±1.3			[72/30][82/15]
C ₆ H ₁₇ B ₅ Br ₂ Si ₂	2,4-bis(bromodimethylsilyl)-2,4-dicarbo-closo-heptaborane (7) (388–463)	36.7±1.1	(298)	I	[1627-98-1] [74/23]
C ₆ H ₁₇ B ₅ Cl ₂ Si ₂	2,4-bis(chlorodimethylsilyl)-2,4-dicarbo-closo-heptaborane (7) (359–439)	41.0±2.1			[72/30][82/15]
C ₆ H ₁₈ Cl ₂ O ₂ Si ₃	1,5-dichlorohexamethyltrisiloxane (299–457)	53.1	(403)	I	[66798-29-6] [79/25]
C ₆ H ₁₈ OSi ₂	hexamethyldisiloxane (300–383)	46.2	(374)	I	[28699-83-4] [79/25]
C ₆ H ₁₈ OSi ₂	hexamethyldisiloxane (293–361)	49.8	(314)		[47/5]
C ₆ H ₁₈ OSi ₂	hexamethyldisiloxane (309–411)	36.9	(315)	EB	[107-46-0] [86/4]
C ₆ H ₁₈ O ₃ Si ₃	hexamethylcyclotrisiloxane (342–419)	33.1	(327)		[71/15]
C ₆ H ₁₈ O ₃ Si ₃	hexamethylcyclotrisiloxane (353–403)	37.2±1.7			[64/26][82/15]
C ₆ H ₁₈ O ₃ Si ₃	hexamethylcyclotrisiloxane (339–407)	36.0	(324)	EB	[61/15]
C ₆ H ₁₈ O ₃ Si ₃	hexamethylcyclotrisiloxane (343–388)	34.6±0.1	(332)	C	[61/15]
C ₆ H ₁₈ O ₃ Si ₃	hexamethylcyclotrisiloxane	33.1±0.1	(351)	C	[61/15]
C ₆ H ₁₈ O ₃ Si ₃	hexamethylcyclotrisiloxane	31.3±0.1	(373)	C	[61/15]
C ₆ H ₁₈ O ₃ Si ₃	hexamethylcyclotrisiloxane	37.2±1.7			[47/5]
C ₆ H ₁₈ Si ₂	hexamethyldisilane	40.8	(357)	EB	[541-05-9] [86/4]
C ₆ H ₁₈ Si ₂	hexamethyldisilane	39.7	(368)		[74/18]
C ₆ H ₁₈ Si ₂	hexamethyldisilane	39.0	(373)		[71/15]
C ₆ H ₁₈ Si ₂	hexamethyldisilane	39.7	(365)		[53/20]
C ₆ H ₁₈ Si ₂	hexamethyldisilane				[1450-14-2]

TABLE 7. Enthalpies of vaporization of select organo-metallic and inorganic compounds, 1880–2002—Continued

Molecular formula	Compound (Temperature range/K)	$\Delta_{\text{vap}}H_m$ (kJ mol ⁻¹)	Mean temperature (T_m /K)	Method	CAS registry number Reference
	(305–387)	36.3	(320)	EB	[86/12]
		37.4±0.4			[72/30][82/15]
	(288–310)	37.2			[59/26][86/12]
	(294–334)	36.8			[41/12][86/12]
C ₆ H ₁₉ B ₅ Si ₂	2,4- <i>bis</i> (dimethylsilyl)-2,4-dicarba-closo-heptaborane (373–453)	41.3	(388)	I	[59351-11-0] [76/17]
C ₆ H ₁₉ NSi ₂	hexamethyldisilazane	42.2±0.9	(298)	C	[999-97-3] [91/6]
	(294–395)	36.0	(344)		[72/19]
		41.4±2.1			[66/22][82/15]
C ₆ H ₁₉ N ₃ Si	<i>tris</i> (dimethylamino)silane (309–387)	41.1	(348)	T	[64/29]
C ₆ H ₂₁ N ₃ Si ₃	hexamethylcyclotrisilazane (342–456)	45.6	(399)		[1009-93-4] [72/19]
C ₇ H ₈ Cl ₂ Si	benzyl dichlorosilane (318–467)	58.5	(333)		[18173-99-4] [47/5][99/16]
C ₇ H ₈ Cl ₂ Si	phenyldichloromethylsilane (309–479)	51.2	(323)		[149-74-6] [47/5][99/16]
C ₇ H ₈ Cl ₂ Si	dichloro-4-tolylsilane (319–469)	58.0	(334)		[13272-80-5] [47/5][99/16]
C ₇ H ₈ F ₂ Si	difluoromethylphenylsilane (303–413)	44.6	(318)		[328-57-4] [99/16]
C ₇ H ₉ F ₈ NOSSi	2,2,3,3,4,4,5,5-octafluoro-1,1,2,3,4,5-hexahydro-1-[(trifluoromethyl)-silyl]imino]thiophene-1-oxide	31.4	(383)		[77589-40-3] [81/16]
C ₇ H ₉ F ₉ N ₂ OSSi	1,1,1-trifluoro-N-[2,2,2-trifluoro-1-(trifluoromethyl)ethylidene]-N'-(trimethylsilyl)methanesulfonimidamide	39.3	(429)	I	[62609-67-0] [77/19][99/16]
C ₇ H ₁₆ O ₃ SSi	trimethoxy[(2-propenylthio)methyl]silane	38.6±0.5	(298)	C	[57877-58-4] [89/11]
C ₇ H ₁₇ ClSi	(1-chloroethyl)diethylmethylsilane (353–445)	41.8	(400)		[18817-17-9] [99/16]
C ₇ H ₁₈ OSi	butyl trimethylsilyl ether (344–397)	38.5	(359)	EB	[1825-65-6] [69/13][84/9]
C ₇ H ₁₈ O ₃ SSi	trimethoxy[3-(methylthio)propyl]silane	43.5±0.6	(298)	C	[94358-36-8] [89/11]
C ₇ H ₁₈ O ₃ SSi	[2-(ethylthio)ethyl]trimethoxysilane	41.4±0.7	(298)	C	[40532-52-3] [89/11]
C ₇ H ₁₈ O ₃ Si	triethoxymethylsilane	45.1±0.7	(298)	C	[2031-67-6] [88/15]
		45.1±0.4	(298)	EB	[85/13]
	(272–416)	45.2	(287)		[47/5]
C ₇ H ₁₈ SSi	(<i>n</i> -butylthio)trimethylsilane	40.6±2.1			[67/34][82/15]
C ₇ H ₁₈ Si	methyltriethylsilane	40.5±0.6	(298)	C	[757-21-1] [88/15]
C ₇ H ₁₈ Si	methyldipropylsilane	35.9±0.7	(298)	C	[999-03-1] [88/15]
C ₇ H ₁₈ Si	methyl <i>diisopropyl</i> silane	32.4±0.8	(298)	C	[18442-00-7] [88/15]
C ₇ H ₁₉ NSi	N,N-diethyl-1,1,1-trimethylsilanamine	37.9±0.8	(298)	C	[996-50-9] [91/6]
C ₇ H ₂₀ Si ₂	methylene- <i>bis</i> (trimethylsilane) (323–407)	40.3±0.3		QM	[2117-28-4] [76/25]
	(323–407)	40.3±0.3	(365)		[75/25][75/31]
C ₇ H ₂₁ NSi ₂	N,1,1,1-tetramethyl-N-(trimethylsilyl)silanamine	38.1±0.8	(298)	C	[920-68-3] [91/6]
		38.9±2.1			[67/34][82/15]
C ₈ H ₁₀ Cl ₂ OSi	dichloroethoxyphenylsilane (325–496)	56.3	(340)		[18236-80-1] [99/16]
C ₈ H ₁₀ Cl ₂ Si	dichloroethylphenylsilane (316–503)	51.3	(331)		[1125-27-5] [99/16]
C ₈ H ₁₁ ClSi	chlorodimethylphenylsilane (302–467)	52.2	(317)		[768-33-2] [99/16]
	(303–466)	49.7	(318)		[47/5]
C ₈ H ₁₁ FSi	fluorodimethylphenylsilane				[454-57-9]

TABLE 7. Enthalpies of vaporization of select organo-metallic and inorganic compounds, 1880–2002—Continued

Molecular formula	Compound (Temperature range/K)	$\Delta_{\text{vap}}H_m$ (kJ mol ⁻¹)	Mean temperature (T_m /K)	Method	CAS registry number Reference
C ₈ H ₁₂ Si	(303–423) tetravinylsilane	49.6	(318)		[99/16] [1112-55-6]
C ₈ H ₁₂ Si	(298–432) dimethylphenylsilane	42.7±0.7	(298)	C	[88/15] [766-77-8]
C ₈ H ₁₆ Cl ₄ O ₄ Si	(447–500) <i>tetrakis</i> (2-chloroethoxy)silane	45.3	(293)		[47/5] [18290-84-1]
C ₈ H ₁₈ F ₃ NOSi ₂	(316–350) CF ₃ C[OSi(CH ₃) ₃] = NSi(CH ₃) ₃	81.1	(473)		[99/16][46/9]
C ₈ H ₁₈ O ₃ Si	(316–350) vinyltriethoxysilane	41.8	(333)		[70/27] [78-08-0]
		50.2±0.8	(298)	C	[88/15]
		50.2±0.4	(298)	EB	[85/13]
C ₈ H ₂₀ Cl ₂ OSi ₂	(334–421) 1,3-dichloro-1,1,3,3-tetraethyl-disiloxane	46.2	(349)	I	[54/1] [18825-03-1]
C ₈ H ₂₀ O ₃ SSi	(343–463) [3-(ethylthio)propyl]trimethoxysilane	53.6	(358)		[71/11][99/16] [57557-74-1]
C ₈ H ₂₀ O ₃ SSi	(343–463) [3-(ethylthio)propyl]trimethoxysilane	41.8±0.6	(298)	C	[89/11] [57557-68-3]
C ₈ H ₂₀ O ₃ SSi	(343–463) [(butylthio)methyl]trimethoxysilane	41.6±0.6	(298)	C	[89/11] [57557-69-4]
C ₈ H ₂₀ O ₃ SSi	(343–463) trimethoxy[[2-(methylpropyl)thio]methyl]silane	38.7±0.6	(298)	C	[89/11] [57557-70-7]
C ₈ H ₂₀ O ₃ SSi	(343–463) [[1,1-dimethylethyl]thio]methyl]trimethoxysilane	50.6±0.7	(298)	C	[89/11] [78-07-9]
C ₈ H ₂₀ O ₃ Si	(338–426) ethyltriethoxysilane	47.0	(353)	I	[54/1] [78-10-4]
C ₈ H ₂₀ O ₄ Si	(323–442) tetraethoxysilane	53.9	(298)	SG	[95/10] [95/10]
	(323–442)	52.3	(298)	SG	[95/10]
	(404–437)	40.9	(419)	EB	[89/5] [85/13]
	(313–440)	48.5±0.3	(298)	EB	[85/13] [80/15]
	(273–344)	U33.9	(328)		[73/16] [47/5]
	(289–441)	49.5	(304)		[47/5]
C ₈ H ₂₀ Si	(289–441) dimethyldipropylsilane	40.2±0.6	(298)	C	[995-89-1] [88/15]
C ₈ H ₂₀ Si	(289–441) tetraethylsilane	39.0±0.7	(298)	C	[631-36-7] [88/15]
		39.7±2.1	(298)		[72/30][82/15]
C ₈ H ₂₀ Si	(272–426) ethyldipropylsilane	43.3	(287)		[47/5] [998-14-1]
C ₈ H ₂₀ Si	(272–426) ethyldipropylsilane	37.9±0.6	(298)	C	[88/15] [17591-40-1]
C ₈ H ₂₀ Si	(272–426) ethyldiisopropylsilane	38.1±0.7	(298)	C	[88/15]
C ₈ H ₂₁ NO ₃ Si	(363–492) γ -aminopropyltriethoxysilane	55.8	(388)		[76/24] [59351-10-9]
C ₈ H ₂₃ B ₅ Si ₂	(373–473) 2,4-bis(trimethylsilyl)-2,4-dicarba-closo-heptaborane	45.0	(388)	I	[76/17]
C ₈ H ₂₄ Si ₃	(373–473) octamethyltrisilane	46.0±0.8			[72/30][82/15]
C ₈ H ₂₄ Cl ₂ O ₃ Si ₄	(326–495) 1,7-dichloro-1,1,3,3,5,5,7,7-octamethyltetrasiloxane	53.8	(341)		[2474-02-4] [99/16]
C ₈ H ₂₄ N ₄ Si	(361–415) <i>tetrakis</i> (dimethylamino)silane	40.0	(388)	T	[64/29] [107-51-7]
C ₈ H ₂₄ O ₂ Si ₃	(346–446) octamethyltrisiloxane	43.2	(361)	EB	[86/4] [72/30][82/15]
		39.7±2.1			[72/30][82/15]
C ₈ H ₂₄ O ₄ Si ₄	(345–417) octamethylcyclotetrasiloxane	40.2	(381)		[71/16] [556-67-2]
		57.0±0.8	(298)	C	[91/5]
	(361–469)	47.6	(376)	EB	[86/4]
	(334–423)	44.1	(378)		[71/15]
	(303–428)	56.1	(298)	I	[54/13]
	(303–428)	48.5	(373)	I	[54/13]
	(303–428)	45.6	(398)	I	[54/13]

TABLE 7. Enthalpies of vaporization of select organo-metallic and inorganic compounds, 1880–2002—Continued

Molecular formula	Compound (Temperature range/K)	$\Delta_{\text{vap}}H_m$ (kJ mol ⁻¹)	Mean temperature (T_m /K)	Method	CAS registry number Reference
C ₈ H ₂₈ N ₄ Si ₄	octamethylcyclotetrasilazane (388–513)	52.3	(450)		[1020-84-4] [72/19]
C ₉ H ₁₄ OSi	phenoxytrimethylsilane	56.9±0.8	(298)	C	[1529-17-5] [88/15]
C ₉ H ₂₀ OSi	cyclohexyl trimethylsilyl ether (364–441)	45.1	(379)	EB	[13871-89-1] [69/13]
C ₉ H ₂₂ O ₃ SSi	triethoxy[(ethylthio)methyl]silane	42.3±0.6	(298)	C	[53696-83-6] [89/11]
C ₉ H ₂₂ Si	propyltriethylsilane	40.0±0.7	(298)	C	[994-44-5] [88/15]
C ₉ H ₂₂ Si	tripropylsilane	39.1±0.7	(298)	C	[998-29-8] [88/15]
C ₉ H ₂₂ Si	methylbutylsilane	36.2±0.7	(298)	C	[999-35-9] [88/15]
C ₉ H ₂₃ NSi	1,1,1-triethyl-N-(1-methylethyl)silanamine	38.6±0.8	(298)	C	[5277-20-3] [91/6]
C ₉ H ₂₃ NSi	1,1,1-triethyl-N-propylsilanamine	41.5±0.8	(298)	C	[17887-11-5] [91/6]
C ₉ H ₂₄ Si ₂	1,3-propanediyl- <i>bis</i> (trimethylsilane) (338–443)	43.1±0.5		QM	[2295-05-8] [76/25]
C ₉ H ₂₇ NSi ₃	<i>tris</i> (trimethylsilyl)amine	43.1±0.5	(390)		[75/25][75/31]
C ₁₀ H ₁₁ NSi ₄	1,1,3,3-tetramethyl-1,3- <i>bis</i> (trimethylsilyl)disilazane (378–435)	54.4±8.4			[67/34][82/15]
C ₁₀ H ₁₆ OSi	1,1,3,3-tetramethyl-1,3- <i>bis</i> (trimethylsilyl)disilazane (378–435)	58.0	(393)	A	[87/5]
C ₁₀ H ₁₆ OSi	(2-methoxyphenyl)trimethylsilane	59.4±0.8	(298)	C	[704-43-8] [88/15]
C ₁₀ H ₁₆ OSi	(3-methoxyphenyl)trimethylsilane	56.1±0.8	(298)	C	[17876-90-3] [88/15]
C ₁₀ H ₁₆ OSi	(4-methoxyphenyl)trimethylsilane	56.9±0.8	(298)	C	[877-68-9] [88/15]
C ₁₀ H ₁₆ OSi	<i>m</i> -tolyl trimethylsilyl ether (371–398)	49.7	(384)	EB	[17902-31-7] [69/13]
C ₁₀ H ₁₆ OSi	<i>p</i> -tolyl trimethylsilyl ether (374–402)	49.8	(388)	EB	[17902-32-8] [69/13]
C ₁₀ H ₁₆ O ₃ SSi	trimethoxy[(phenylthio)methyl]silane	56.4±0.7	(298)	C	[57557-71-8] [89/11]
C ₁₀ H ₂₀ O ₂ Si	diallyl(diethoxy)silane (342–459)	48.3	(357)	A	[13081-67-9] [87/5]
C ₁₀ H ₂₄ O ₂ Si	dipropyldiethoxysilane	46.5±0.7	(298)	C	[2031-63-2] [88/15]
C ₁₀ H ₂₄ O ₂ Si	dipropyldiethoxysilane	46.4±0.3	(298)	EB	[85/13]
C ₁₀ H ₂₄ O ₃ SSi	triethoxy[2-(ethylthio)ethyl]silane	46.9±0.7	(298)	C	[57557-72-9] [89/11]
C ₁₀ H ₂₄ Si	diethyldipropylsilane	41.5±0.7	(298)	C	[994-59-2] [88/15]
C ₁₀ H ₂₄ Si	methyltripropylsilane	42.6±0.6	(298)	C	[995-24-4] [88/15]
C ₁₀ H ₂₄ Si	ethylbutylsilane	39.9±0.7	(298)	C	[998-61-8] [88/15]
C ₁₀ H ₂₄ Si	ethyldiisobutylsilane	39.8±0.7	(298)	C	[17591-42-3] [88/15]
C ₁₀ H ₂₅ NO ₂ Si ₃	1,1,1,3,5,5,5-heptamethyl-3-(2-cyanoethyl)trisiloxane (367–511)	59.5	(382)	A	[87/5]
C ₁₀ H ₂₅ NSi	pentaethylsilanamine	42.2±1.0	(298)	C	[6022-10-2] [91/6]
C ₁₀ H ₂₅ NSi	N-(1,1-dimethylethyl)-1,1,1-triethylsilanamine	40.3±0.9	(298)	C	[17940-20-4] [91/6]
C ₁₀ H ₂₈ O ₄ Si ₃	1,5-diethoxy-1,1,3,3,5,5-hexamethyltrisiloxane (314–470)	56.2	(329)	A	[17928-13-1] [87/5]
C ₁₀ H ₃₀ O ₃ Si ₄	methyl <i>tris</i> (trimethylsiloxy)silane (362–476)	49.5	(377)	EB	[86/4]
C ₁₀ H ₃₀ O ₃ Si ₄	decamethyl tetrasiloxane (366–479)	50.3	(381)	EB	[86/4]

TABLE 7. Enthalpies of vaporization of select organo-metallic and inorganic compounds, 1880–2002—Continued

Molecular formula	Compound (Temperature range/K)	$\Delta_{\text{vap}}H_m$ (kJ mol ⁻¹)	Mean temperature (T_m /K)	Method	CAS registry number Reference	
C ₁₀ H ₃₀ O ₅ Si ₅	(343–454) decamethyl cyclopentasiloxane	48.2	(358)	A	[87/5][71/16]	
		59.0±1.0	(298)	C	[91/5]	
	(383–496)	52.1	(398)	EB	[86/4]	
	(364–472)	49.0	(379)	A	[87/5][71/15] [72/30][82/15]	
C ₁₀ H ₃₀ Si ₄	decamethyltetrasilane	48.1±2.1				
C ₁₀ H ₃₁ NSi ₄	bis(pentamethyldisilanyl)amine (376–435)	52.3±1.7			[72/30][82/15]	
	[Note: Molecular formula given in paper is not consistent with chemical name.]	57.8	(405)		[63/40]	
C ₁₁ H ₁₈ O ₃ SSi	trimethoxy[[phenylmethylthio]methyl]silane	56.1±0.7	(298)	C	[53696-80-3] [89/11]	
C ₁₁ H ₂₀ OSi	triallylethoxy silane (349–473)	48.4	(364)	A	[17962-20-8] [87/5]	
C ₁₁ H ₂₀ OSi ₂	pentamethylphenyl disiloxane (347–474)	53.3	(362)	A	[14920-92-4] [87/5]	
	(347–474)	44.4	(410)		[74/32]	
C ₁₁ H ₂₀ O ₃ Si ₃	1,1,3,3,5-pentamethyl-5-phenylcyclotrisiloxane (396–503)	48.0	(450)		[74/17]	
C ₁₁ H ₂₄ O ₃ Si	vinyltriopoxysilane	52.3±0.9	(298)	C	[88/15]	
		52.3±0.4	(298)	EB	[85/13] [994-63-8]	
C ₁₁ H ₂₆ Si	ethyltripropylsilane	41.0±0.7	(298)	C	[88/15]	
C ₁₁ H ₂₆ Si	methylpentylsilane	40.3±0.7	(298)	C	[1001-48-5] [88/15]	
C ₁₁ H ₂₆ Si	methyl-di(2,2-dimethylpropyl)silane	38.1±0.1	(298)	C	[88/15]	
C ₁₁ H ₂₇ NSi	1,1,1-triethyl-N-(1-methylbutyl)silanamine	46.9±1.0	(298)	C	[133943-80-3] [91/6]	
C ₁₁ H ₂₈ O ₄ Si ₄	8,8,10,10,12,12-hexamethyl-7,9,11,13-tetrasiloxa-6,8,10,12-tetrasilaspiro[5,7]tridecane (393–504)	47.6	(408)	A	[35331-58-9] [87/5]	
	(393–504)	48.8	(449)		[74/17]	
	hexamethyl(silacyclohexyl)cyclotetrasiloxane (403–504)	48.89	(453)		[74/21]	
C ₁₂ H ₉ Cl ₃ Si	2-(trichlorosilyl)biphenyl (461–552)	67.1	(476)	A	[18030-62-1] [87/5]	
C ₁₂ H ₉ Cl ₃ Si	4-(trichlorosilyl)biphenyl (479–573)	75.7	(494)	A	[18030-61-0] [87/5]	
C ₁₂ H ₁₀ Cl ₂ Si	dichlorodiphenylsilane (465–555)	62.5	(480)	A, I	[80-10-4] [87/5][54/1]	
		69.5±4.2			[66/23][82/15] [312-40-3]	
C ₁₂ H ₁₀ F ₂ Si	difluorodiphenylsilane (392–516)	50.7	(407)	A	[87/5]	
C ₁₂ H ₁₃ NSi	(N,N-diphenylamino)silane (425–495)	50.4	(460)	T	[69/34]	
C ₁₂ H ₂₀ Cl ₈ O ₄ Si	tris(2,2'-dichloroisopropyl) orthosilicate (517–532)	U172.7(524)			[46/9]	
C ₁₂ H ₂₀ O ₃ Si	triethoxyphenylsilane	58.3±0.9	(298)	C	[780-69-8] [88/15]	
		(344–506)	61.8	(359)		[47/5]
C ₁₂ H ₂₈ O ₄ Si	tetrapropoxysilane	49.8±0.8	(298)	C	[682-01-9] [88/15]	
		(307–563)	66.9	(322)	A	[87/5]
		49.8±0.4	(298)	EB	[85/13]	
C ₁₂ H ₂₈ O ₄ Si	tetraisopropoxysilane (327–438)	52.7	(342)		[1992-48-9] [80/15]	
C ₁₂ H ₂₈ Si	tetrapropylsilane	42.2±0.7	(298)	C	[994-66-1] [88/15]	
C ₁₂ H ₂₈ Si	tributylsilane	42.9±0.7	(298)	C	[998-41-4] [88/15]	
C ₁₂ H ₂₈ Si	triisobutylsilane	42.9±0.7	(298)	C	[88/15]	
		40.0±0.7	(298)	C	[6485-81-0] [88/15]	

TABLE 7. Enthalpies of vaporization of select organo-metallic and inorganic compounds, 1880–2002—Continued

Molecular formula	Compound (Temperature range/K)	$\Delta_{\text{vap}}H_m$ (kJ mol ⁻¹)	Mean temperature (T_m /K)	Method	CAS registry number Reference
C ₁₂ H ₂₈ Si	ethyldipentylsilane	41.2±0.7	(298)	C	[17591-43-4] [88/15]
C ₁₂ H ₂₈ Si	ethyldiisopentylsilane	42.6±0.7	(298)	C	[18159-61-0] [88/15]
C ₁₂ H ₃₀ HgSi ₂	<i>bis</i> (triethylsilyl)mercury (383–433)	64.0	(398)		[72/15]
C ₁₂ H ₃₀ O ₃ Si ₃	hexaethyl cyclotrisiloxane (385–524)	57.9	(400)	A	[2031-79-0] [87/5]
	(434–516)	58.7	(449)	A	[87/5][54/1]
C ₁₂ H ₃₁ N ₃ Si	N,N,N',N',N'',N''-hexamethylsilanetriamine	58.4±1.0	(298)	C	[15730-66-2] [91/6]
C ₁₂ H ₃₆ O ₄ Si ₅	dodecamethyl pentasiloxane (395–515)	55.4	(410)	EB	[141-63-9] [86/4]
	(389–498)	50.3	(404)	A	[87/5][71/16]
		53.1±2.1			[72/30][82/15] [540-97-6]
C ₁₂ H ₃₆ O ₆ Si ₆	dodecamethyl cyclohexasiloxane (411–531)	56.1	(426)	EB	[86/4]
	(340–509)	62.6	(355)	A	[87/5][71/15]
C ₁₂ H ₄₈ O ₄ Si ₅	<i>tetrakis</i> (trimethylsiloxy)silane (398–494)	52.3	(413)	EB	[86/4]
C ₁₃ H ₁₄ Si	methyldiphenylsilane	64.6±0.8	(298)	C	[776-76-1] [88/15]
C ₁₃ H ₂₆ O ₂ Si ₃	1,1,1,3,5,5,5-heptamethyl-3-phenyl trisiloxane (357–492)	61.5	(372)	A	[546-44-1] [87/5]
C ₁₃ H ₂₆ O ₄ Si ₄	2,4,4,6,6,8,8-heptamethyl-2-phenylcyclotetrasiloxane (397–514)	65.6	(412)	A	[10448-09-6] [87/5]
C ₁₃ H ₃₀ O ₃ SSi	[3-(butylthio)propyl]triethoxysilane	47.1±0.6	(298)	C	[57557-75-2] [89/11]
C ₁₃ H ₃₀ Si	decyltrimethylsilane (340–513)	57.8	(355)		[47/5]
C ₁₃ H ₃₀ Si	methyldihexylsilane	42.6±0.7	(298)	C	[1001-46-3] [88/15]
C ₁₄ H ₁₆ O ₂ Si	diphenoxydimethylsilane	64.4±0.9	(298)	C	[6843-66-9] [88/15]
C ₁₄ H ₁₆ Si	ethyldiphenylsilane	66.1±0.8	(298)	C	[7535-07-1] [88/15]
C ₁₄ H ₃₂ Si	triethyloctylsilane (347–535)	56.1	(361)		[10175-53-8] [47/5]
C ₁₄ H ₃₂ Si	ethyldihexylsilane	44.8±0.7	(298)	C	[17591-45-6] [88/15]
C ₁₄ H ₃₂ Si	dipropyldibutylsilane	44.0±0.8	(298)	C	[88/15]
C ₁₄ H ₃₃ NSi	N,N-dibutyl-1,1,1-triethylsilanamine	56.3±1.0	(298)	C	[17995-32-3] [91/6]
C ₁₄ H ₃₃ NSi	1,1,1-triethyl-N,N- <i>bis</i> (1-methylpropyl)silanamine	51.4±0.9	(298)	C	[133943-79-0] [91/6]
C ₁₄ H ₃₃ NSi	1,1,1-triethyl-N-octylsilanamine	59.1±1.0	(298)	C	[133943-81-4] [91/6]
C ₁₄ H ₄₂ O ₅ Si ₆	tetradecamethyl hexasiloxane (449–545)	56.9	(464)	EB	[107-52-8] [86/4]
	(397–522)	56.6	(412)	A	[87/5][71/16]
C ₁₄ H ₄₂ O ₇ Si ₇	tetradecamethyl cycloheptasiloxane (359–537)	58.6	(374)	A	[107-50-6] [87/5]
	(431–548)	60.6	(446)	EB	[86/4]
C ₁₅ H ₃₄ Si	propyltributylsilane	45.0±0.8	(298)	C	[994-78-5] [88/15]
C ₁₅ H ₃₄ Si	tripentylsilane	48.1±0.8	(298)	C	[6485-78-5] [88/15]
C ₁₅ H ₃₄ Si	triisopentylsilane	43.8±0.7	(298)	C	[17922-08-6] [88/15]
C ₁₅ H ₃₄ Si	dodecyltrimethylsilane (364–546)	62.0	(379)		[17908-09-7] [47/5]
C ₁₆ H ₂₀ O ₂ Si	<i>bis</i> (2-methylphenoxy)dimethylsilane	63.6±0.8	(298)	C	[17964-48-6] [88/15]

TABLE 7. Enthalpies of vaporization of select organo-metallic and inorganic compounds, 1880–2002—Continued

Molecular formula	Compound (Temperature range/K)	$\Delta_{\text{vap}}H_m$ (kJ mol ⁻¹)	Mean temperature (T_m /K)	Method	CAS registry number Reference
C ₁₆ H ₂₀ O ₂ Si	<i>bis</i> (3-methylphenoxy)dimethylsilane	61.5±0.8	(298)	C	[17964-47-5] [88/15]
C ₁₆ H ₂₀ O ₂ Si	<i>bis</i> (4-methylphenoxy)dimethylsilane	65.3±0.9	(298)	C	[17964-49-7] [88/15]
C ₁₆ H ₂₀ O ₂ Si	diethoxydiphenylsilane (385–569)	71.5	(399)		[2553-19-7] [47/5]
C ₁₆ H ₂₂ O ₃ Si ₃	1,1,3,3-tetramethyl-5,5-diphenylcyclotrisiloxane (439–523)	66.9	(481)		[1693-51-2] [74/17]
C ₁₆ H ₂₂ O ₃ Si ₃	<i>cis</i> 1,1,3,5-tetramethyl-3,5-diphenylcyclotrisiloxane (423–541)	66.0	(532)		[31751-60-7] [72/19]
C ₁₆ H ₂₂ O ₃ Si ₃	<i>trans</i> 1,1,3,5-tetramethyl-3,5-diphenylcyclotrisiloxane (397–535)	66.4	(466)		[31751-59-4] [72/19]
C ₁₆ H ₃₂ O ₄ Si ₄	6,12,18,24-tetraoxa-5,7,13,19-tetrasilatetraspiro[4,1,4,1,4,1,4,1]-tetracosane (452–583)	67.6	(467)	A	[177-49-1] [87/5]
C ₁₆ H ₃₂ O ₄ Si ₄	tetra(silacyclopentyl)cyclotetrasiloxane (452–583)	69.5	(517)		[74/21]
C ₁₆ H ₃₆ O ₄ Si	tetrabutoxysilane	52.0±1.0	(298)	C	[4766-57-8] [88/15]
	(333–479)	79.6	(348)	A	[87/5]
C ₁₆ H ₄₀ O ₄ Si ₄	octaethyl cyclotetrasiloxane (420–574)	69.2	(435)	A	[1451-99-6] [87/5]
C ₁₆ H ₄₆ O ₇ Si ₆	1,11-diethoxy-1,1,3,3,5,7,7,9,9,11,11-dodecamethylhexasiloxane (376–547)	66.9	(391)	A	[18143-15-2] [87/5]
C ₁₆ H ₄₈ O ₆ Si ₇	hexadecamethylheptasiloxane (443–468)	63.8	(459)	EB	[541-01-5] [86/4]
	(443–551)	60.8	(458)	A	[87/5][71/16]
C ₁₆ H ₄₈ O ₈ Si ₈	hexadecamethyl cyclooctasiloxane (378–563)	66.6	(391)	A	[556-68-3] [87/5]
	(454–576)	64.5	(469)	EB	[86/4]
C ₁₇ H ₂₆ O ₄ Si ₄	hexamethyl(silaacenaphthenyl)cyclotetrasiloxane (466–548)	68.6	(507)		[74/21]
C ₁₇ H ₃₂ O ₂ Si	3-methyl-3-[2-cyclohexylpropylperoxy]-1-trimethylsilyl-1-butyne (307–318)	74.2±2.0		ME	[99/23]
C ₁₇ H ₃₈ Si	tetradecyltrimethylsilane (393–573)	70.9	(408)		[47/5]
C ₁₈ H ₂₈ O ₄ Si ₄	2,2,4,4,6,8-hexamethyl-6,8-diphenylcyclotetrasiloxane (459–576)	70.5	(474)	A	[18604-02-9] [87/5]
C ₁₈ H ₄₀ Si	trihexylsilane	51.0±0.7	(298)	C	[2929-52-4] [88/15]
C ₁₈ H ₄₀ Si	ethyldioctylsilane	47.3±0.7	(298)	C	[51502-64-8] [88/15]
C ₁₈ H ₅₄ O ₇ Si ₈	octadecamethyl octasiloxane (378–563)	67.7	(393)	A	[556-69-4] [87/5]
	(464–586)	68.4	(479)	EB	[86/4]
C ₁₈ H ₅₄ O ₉ Si ₉	octadecamethyl cyclononasiloxane (463–584)	67.9	(478)	A	[556-71-8] [87/5]
	(473–578)	68.0	(488)	EB	[86/4]
C ₁₉ H ₁₈ O ₃ Si	methyltriphenoxysilane	71.5±0.9	(298)	C	[3439-97-2] [88/15]
C ₂₀ H ₂₀ OSi	ethoxytriphenylsilane (440–617)	89.7	(455)		[1516-80-9] [47/5]
C ₂₀ H ₂₄ ClOSi ₂	1,3-dimethyl-1,1,3-triphenyl-3-chlorodisiloxane (468–626)	69	(547)		[74/17]
C ₂₀ H ₃₂ O ₄ Si ₄	tetrasilacyclopentylcyclotetrasiloxane (452–583)	69.5	(518)		[74/21]
C ₂₀ H ₄₄ O ₄ Si	<i>tetrakis</i> (1-ethylpropoxy)silane (371–427)	89.2	(386)	A	[87/5]
C ₂₀ H ₅₈ O ₉ Si ₈	1,15-diethoxy-1,1,3,3,5,5,7,7,9,9,1,1,13,13,15,15-hexadecamethyl-octasiloxane (406–585)	79.7	(421)	A	[87/5]
C ₂₀ H ₆₀ O ₈ Si ₉	eicosamethylnonasiloxane (417–581)	85.9	(432)	A	[2652-13-3] [87/5]
C ₂₀ H ₆₀ O ₁₀ Si ₁₀	eicosamethylcyclodecasiloxane (480–603)	71.3	(495)	A	[18772-36-6] [87/5]
C ₂₁ H ₂₂ Si	tribenzylsilane				[1747-92-8]

TABLE 7. Enthalpies of vaporization of select organo-metallic and inorganic compounds, 1880–2002—Continued

Molecular formula	Compound (Temperature range/K)	$\Delta_{\text{vap}}H_m$ (kJ mol ⁻¹)	Mean temperature (T_m /K)	Method	CAS registry number Reference
C ₂₁ H ₂₄ OSi ₂	(460–637)	81.9	(475)	A	[87/5]
	1,1,3-trimethyl-1,3,3-triphenyl disiloxane				[14920-93-5]
	(494–624)	80.0	(509)	A	[87/5]
C ₂₁ H ₂₄ O ₃ Si ₃	(495–624)	64.4	(560)		[74/17]
	<i>trans</i> trimethyltriphenylcyclotrisiloxane				
C ₂₁ H ₂₄ O ₃ Si ₃	(483–586)	76.1	(534)		[72/16]
	<i>cis</i> trimethyltriphenylcyclotrisiloxane				
C ₂₁ H ₄₆ Si	(473–551)	80.6	(512)		[72/16]
	triheptylsilane				[18753-02-1]
C ₂₁ H ₄₆ Si		57.4±0.8	(298)	C	[88/15]
	methylidodecylsilane				[51502-65-9]
C ₂₂ H ₂₄ O ₃ Si		57.4±0.8	(298)	C	[88/15]
	methyltris(2-methylphenoxy)silane				[55893-94-2]
C ₂₂ H ₂₄ O ₃ Si		68.2±0.9	(298)	C	[88/15]
	methyltris(3-methylphenoxy)silane				[55893-95-3]
C ₂₂ H ₂₄ O ₃ Si		66.9±0.8	(298)	C	[88/15]
	methyltris(4-methylphenoxy)silane				[55893-96-4]
C ₂₂ H ₄₀ O ₄ Si		70.3±0.9	(298)	C	[88/15]
	dimethyl-di-[3-methyl-3- <i>tert</i> -amylperoxy-1-butynyl]silane				
C ₂₂ H ₄₈ Si	(318–338)	92.0±1.6		ME	[99/23]
	ethyldodecylsilane				[51502-66-0]
C ₂₂ H ₆₆ O ₁₁ Si ₁₁		58.7±0.8	(298)	C	[88/15]
	docosamethyl cycloundecasiloxane				[18766-38-6]
C ₂₃ H ₃₀ O ₃ Si ₃	(496–620)	74.5	(511)	A	[87/5]
	1,1,1,3,5-pentamethyl-3,5,5-triphenyltrisiloxane				67102-99-2]
C ₂₄ H ₂₂ N ₂ Si	(521–678)	69.8	(536)	A	[87/5]
	N,N,N'-tetraphenyl silane diamine				[22519-45-5]
C ₂₄ H ₅₂ O ₄ Si	(410–473)	59.1	(425)	A	[87/5]
	tetrahexyloxysilane				[69/34]
C ₂₄ H ₅₂ O ₄ Si	(410–473)	57.3	(441)	T	[7425-86-7]
C ₂₄ H ₅₂ Si	(454–573)	87.0	(469)	A	[87/5]
	trioctylsilane				[18765-09-8]
C ₂₄ H ₇₂ O ₁₂ Si ₁₂		59.8±0.8	(298)	C	[88/15]
	tetracosamethyl cyclododecasiloxane				[18919-94-3]
C ₂₆ H ₂₆ OSi ₂	(508–636)	76.6	(523)	A	[87/5]
	1,3-dimethyl-1,1,3,3-tetraphenyl-disiloxane				[807-28-3]
C ₂₇ H ₃₀ O ₂ Si	(518–616)	93.3	(533)	A	[87/5]
	(518–685)	64.4	(602)		[74/17]
	3-methyl-3- <i>tert</i> -butylperoxy-1-triphenylsilyl-1-butyne				
C ₂₇ H ₅₈ Si	(378–398)	115.9±3.2		ME	[99/23]
	trinonylsilane				[51502-67-1]
C ₂₈ H ₂₈ O ₄ Si		61.8±0.8	(298)	C	[88/15]
	<i>tetrakis</i> (2-methylphenoxy)silane				[16714-40-2]
C ₂₈ H ₂₈ O ₄ Si		76.2±1.0	(298)	C	[88/15]
	<i>tetrakis</i> (3-methylphenoxy)silane				[16714-54-8]
C ₂₈ H ₂₈ O ₄ Si		73.6±0.9	(298)	C	[88/15]
	<i>tetrakis</i> (4-methylphenoxy)silane				[16714-41-3]
C ₂₈ H ₃₂ O ₂ Si		97.1±1.0	(298)	C	[88/15]
	3-methyl-3- <i>tert</i> -amylperoxy-1-triphenylsilyl-1-butyne				
C ₂₈ H ₃₂ O ₂ Si ₃	(378–393)	120.3±5.8		ME	[99/23]
	1,1,1,3-tetramethyl-3,5,5,5-tetraphenyltrisiloxane				[67103-00-8]
C ₂₈ H ₃₂ O ₂ Si ₃	(549–678)	82.6	(564)	A	[87/5]
	1,1,3,5-tetramethyl-1,3,5,5-tetraphenyltrisiloxane				[67142-05-6]
C ₂₈ H ₃₂ O ₂ Si ₃	(566–666)	90.9	(581)	A	[87/5]
	1,3,3,5-tetramethyl-1,1,5,5-tetraphenyltrisiloxane				[3982-82-9]
C ₂₈ H ₃₂ O ₂ Si ₃	(544–686)	88.3	(559)	A	[87/5]
	3-methyl-3- <i>tert</i> -hexylperoxy-1-triphenylsilyl-1-butyne				
C ₂₉ H ₃₄ O ₂ Si	(383–398)	126.3±3.0		ME	[99/23]
	1,1,1,3,5,5,5-hepta(γ -trifluoropropyl)-3- <i>tris</i> (γ -trifluoropropyl)siloxytrisiloxane				
C ₃₀ H ₄₀ F ₃₀ O ₃ Si ₄	(502–652)	64.3	(671)		[74/34]
	<i>tris</i> (decyl)silane				[18765-73-6]
C ₃₀ H ₆₄ Si		65.3±0.8	(298)	C	[88/15]
	1,1,3-trimethyl-1,3,5,5,5-pentaphenyltrisiloxane				[67103-01-9]
C ₃₃ H ₃₄ O ₂ Si ₃	(603–711)	91.3	(618)	A	[87/5]

TABLE 7. Enthalpies of vaporization of select organo-metallic and inorganic compounds, 1880–2002—Continued

Molecular formula	Compound (Temperature range/K)	$\Delta_{\text{vap}}H_m$ (kJ mol ⁻¹)	Mean temperature (T_m /K)	Method	CAS registry number Reference	
C ₃₃ H ₃₄ O ₂ Si ₃	1,3,5-trimethyl-1,1,3,5,5-pentaphenyltrisiloxane (575–625)	87.3	(590)	A	[3390-61-2] [87/5]	
C ₃₃ H ₃₄ O ₄ Si ₄	1,3,5-trimethyl-1,3,5,7,7-pentaphenylcyclotetrasiloxane (523–676)	86.9	(600)		[74/17]	
AsH ₉ Si ₃	trisilylarsine (258–287)	41.0	(272)		[62/34]	
Br ₃ HSi	tribromosilane (273–393)	34.8	(333)		[7789-57-3] [34/4]	
Cl ₂ H ₂ Si	dichlorosilane (290–350)	22.2±0.7			[4109-96-0] [86/14]	
Cl ₃ HSi	trichlorosilane (303–325)	24.9	(314)		[10025-78-2] [67/24]	
Cl ₄ Si	(275–305)	27.2	(290)	I	[54/1]	
	silicon tetrachloride (298–313)	29.9	(305)		[10026-04-7] [73/29]	
	(273–326)	30.4	(288)		[64/8]	
	(275–330)	30.2	(290)	I	[54/1]	
FH ₃ Si	(273–333)	30.1	(303)		[36/4]	
	fluorosilane (145–167)	18.5	(156)		[13537-33-2] [44/9]	
FH ₅ Si ₂	disilanyl fluoride (178–227)	26.3	(202)	T	[63/30]	
F ₂ H ₂ Si	difluorosilane (151–167)	19.9	(159)		[13824-36-7] [44/9]	
F ₂ H ₄ NPSi	silylamino difluorophosphine (200–273)	34.3	(236)		[72/39]	
F ₃ ISi	trifluoroiodosilane (139–227)	21.3	(183)		[73/35]	
F ₃ HSi	trifluorosilane (156–168)	20.1	(162)		[13465-71-9] [44/9]	
H ₅ ISi ₂	disilanyl iodide (274–363)	33.9	(318)		[60/6]	
H ₇ NSi ₂	disilazane (177–250)	23.4	(213)	SG	[69/35]	
H ₉ PSi ₃	trisilylphosphine (243–284)	36.4	(263)		[62/35]	
H ₉ SbSi ₃	trisilylstibine	32.0			[63/44]	
H ₁₀ Si ₄	tetrasilane (273–369)	35.6		T	[46/14]	
H ₁₀ OSi ₄	bis(disilanyl) ether (273–363)	36.4	(318)		[60/6]	
Sn						
C ₃ H ₉ BrSn	trimethyltin bromide	47.3±4.2			[57/22][82/15]	
C ₃ H ₉ ISn	trimethyltin iodide	48.1±4.2			[57/22][82/15]	
C ₄ H ₉ F ₃ Sn	(trifluoromethyl)trimethyltin (276–323)	37.5	(300)	T	[60/11]	
C ₄ H ₁₂ Sn	tetramethyltin (273–350)	32.6±0.2	(311)		[594-27-4] [01/9]	
	(313–393)	31.3		GC	[92/21]	
		31.1±0.1	(298)	C	[80/4]	
		32.8±0.1	(298)		[70/1]	
		33.1±1.3			[63/36][82/15]	
		30.5	(298)		[36/1]	
		(273–308)	33.4	(290)	I	[30/2]
		(308–355)	31.6	(331)	I	[30/2]
		33.1	(298)	I	[30/2]	
	(298–308)	31.6	(303)		[29/6]	
C ₅ H ₉ F ₅ Sn	(pentafluoroethyl)trimethyltin (295–329)	35.6	(312)	T	[60/11]	
C ₅ H ₁₂ Sn	trimethylvinyltin	37.2±2.1			[59/16][82/15]	

TABLE 7. Enthalpies of vaporization of select organo-metallic and inorganic compounds, 1880–2002—Continued

Molecular formula	Compound (Temperature range/K)	$\Delta_{\text{vap}}H_m$ (kJ mol ⁻¹)	Mean temperature (T_m /K)	Method	CAS registry number Reference
C ₅ H ₁₄ Sn	ethyl trimethyltin	37.7±1.7			[3531-44-0] [63/36][82/15]
	(243–381)	38.4	(258)		[47/5]
	(273–336)	37.0	(304)	I	[30/2]
	(336–384)	34.9	(360)	I	[30/2]
C ₆ H ₁₆ Sn	trimethylpropyltin				[3531-45-1]
	(261–405)	43.8	(276)		[47/5]
	(286–328)	41.4	(307)	I	[30/2]
C ₆ H ₁₆ Sn	(328–405)	38.0	(366)	I	[30/2]
	trimethylisopropyltin	40.6±2.1			[66/24][82/15]
C ₆ H ₁₈ Sn ₂	hexamethyldistannane	50.2±4.2			[57/22][82/15]
C ₇ H ₁₈ OSn	triethylmethoxystannane				[1067-21-6]
	(312–435)	49.9	(273)	MM	[01/5]
C ₇ H ₁₈ Sn	(312–435)	48.7	(298)	MM	[01/5]
	<i>tert</i> -butyltrimethyltin	54.0±4.2			[66/24][82/15]
C ₈ H ₁₂ Sn	tetravinyltin				[1112-55-6]
	(313–393)	40.5		GC	[92/21]
C ₈ H ₁₅ F ₅ Sn	(pentafluoroethyl)triethyltin	39.2	(323)	T	[60/11]
C ₈ H ₂₀ Sn	tetraethyltin				[597-64-8]
	(293–455)	46.6±0.6	(374)		[01/9]
	(313–393)	42.4		GC	[92/21]
		50.6±0.2	(298)	C	[80/4]
C ₉ H ₁₄ Sn		51.0±2.1			[63/36][82/15]
	phenyltrimethyltin	52.3±4.2			[934-56-5] [59/16][82/15]
C ₁₀ H ₁₆ Sn	benzyltrimethyltin	56.5±4.2			[4314-94-7] [59/16][82/15]
C ₁₀ H ₂₄ O ₂ Sn	triethyltin <i>tert</i> -butylperoxide	48.8±2.1			[71/29][82/15]
		50.2±4.2			[71/30][82/15]
C ₁₀ H ₂₅ N ₂ Sn	(N,N-diethylamino)triethyltin	50.2±4.2			[71/30][82/15]
C ₁₂ H ₂₇ BrSn	tributyltin bromide	83.7±12.6			[59/16][82/15]
C ₁₂ H ₂₀ Sn	tetraallyltin				[7393-43-3]
	(333–393)	52.0		GC	[92/21]
C ₁₂ H ₂₈ Sn	tetrapropyl tin				[2176-98-9]
	(343–457)	55.0±0.7	(400)		[01/9]
	(333–393)	60.8		GC	[92/21]
	(361–470)	52.5	(376)	A	[87/5]
		65.4±2.5	(298)	C	[80/4]
C ₁₂ H ₂₈ Sn		66.9±2.1			[63/36][82/15]
		60.7			[35/7]
	tetraisopropyl tin	48.0±0.7	(392)		[2949-42-0] [01/9]
C ₁₂ H ₂₈ Sn	(342–441)	56.4		GC	[92/21]
	(333–393)	64.9±4.2			[66/24][82/15]
C ₁₅ H ₂₆ OSn	<i>bis</i> (triethyltin)oxide	52.3±2.1			[71/29][82/15]
C ₁₅ H ₂₆ O ₂ Sn	triethyltin dimethylphenylperoxide	56.5±2.1			[71/29][82/15]
C ₁₂ H ₃₆ Sn ₂	hexaethyldistannane	62.8±4.2			[66/25][82/15]
C ₁₆ H ₃₆ Sn	tetrabutyl tin				[1461-25-2]
	(389–462)	67.8±0.5	(425)		[01/9]
C ₁₆ H ₃₆ Sn		82.8±2.1			[63/36][82/15]
	tetraisobutyl tin	53.6±1.1	(421)		[3531-43-9] [01/9]
SnI ₄	stannic iodide				[7790-47-8]
	(418–523)	57.2	(423)		[36/7]

Sm

TABLE 7. Enthalpies of vaporization of select organo-metallic and inorganic compounds, 1880–2002—Continued

Molecular formula	Compound (Temperature range/K)	$\Delta_{\text{vap}}H_m$ (kJ mol ⁻¹)	Mean temperature (T_m /K)	Method	CAS registry number Reference
C ₃₃ H ₅₇ O ₆ Sm	<i>tris</i> (2,2,6,6-tetramethylheptane-3,5-dionato)samarium(III) (468–500)	93.0	BG		[15492-50-9] [69/28]
Ta					
C ₁₀ H ₂₅ O ₅ Ta	pentaethyltantalate (388–424)	72.6	(403)	A	[87/5]
Tb					
C ₃₃ H ₅₇ O ₆ Tb	<i>tris</i> (2,2,6,6-tetramethylheptane-3,5-dionato)terbium(III) (454–500)	87.0		BG	[15492-51-0] [69/28]
Te					
C ₂ H ₆ Te	dimethyl telluride (298–367)	34.4	(313)		[593-80-6] [99/16]
	(273–372)	35.6±0.1	(323)		[97/30][96/29]
	(267–369)	36.9	(282)	BG	[96/30]
	(267–369)	36.1±1.0	(298)	BG	[96/30]
		37.4±0.7	(298)	C	[89/12]
		36.0±2.1			[88/1]
C ₄ H ₆ Te	divinyl telluride	44.8±0.8	(298)	C	[63000-06-6] [89/12]
		38.1±2.1			[88/1]
C ₄ H ₁₀ Te	diethyl telluride (295–411)	41.8	(310)		[627-54-3] [99/16]
	(273–415)	41.6±0.2	(344)		[96/29]
		41.6±0.8	(298)	C	[89/12]
C ₆ H ₁₄ Te	dipropyl telluride (298–434)	45.5±0.3	(366)		[64501-17-3] [96/29]
		46.5±0.7	(298)	C	[89/12]
C ₆ H ₁₄ Te	diisopropyl telluride (298–399)	40.4±0.1	(349)		[96/29]
C ₆ H ₁₄ Te ₂	dipropyl ditelluride	52.7±1.0	(298)	C	[79971-42-9] [89/12]
C ₈ H ₁₈ Te	dibutyl telluride (303–423)	53.4±0.1	(358)		[38788-38-4] [96/29]
		51.0±1.0	(298)	C	[89/12]
C ₈ H ₁₈ Te	diisobutyl telluride (303–410)	47.6±0.1	(356)		[96/29]
C ₈ H ₁₈ Te	di-sec-butyl telluride (303–372)	49.6±0.9	(338)		[96/29]
C ₈ H ₁₈ Te ₂	dibutyl ditelluride	57.3±1.0	(298)	C	[77129-69-2] [89/12]
C ₁₀ H ₂₂ Te	dipentyl telluride (343–403)	59.5±0.8	(373)		[96/29]
C ₁₀ H ₂₂ Te	diisopentyl telluride (343–403)	51.9±0.7	(373)		[96/29]
TeCl ₄	tellurium tetrachloride (506–660)	77.0	(583)	GS	[30/7]
Ti					
C ₈ H ₂₄ N ₄ Ti	titanium tetradimethylamide (353–418)	53.8±3.0	(383)		[3275-24-9] [84/33][01/23]
C ₁₂ H ₂₈ O ₄ Ti	tetraisopropyl titanate (336–459)	62.3	(351)	A	[87/5]
C ₁₂ H ₂₈ O ₄ Ti	tetrapropyl titanate (411–479)	111.9	(426)	A	[87/5]
C ₁₆ H ₃₆ O ₄ Ti	tetrabutoxy titanium (462–564)	89.7	(477)	A	[87/5]
	(443–493)	85.0±3.1	(458)	A	[87/5][78/13]
C ₁₆ H ₃₆ O ₄ Ti	tetraisobutoxy titanium (436–529)	77.4	(451)	A	[87/5]
C ₁₆ H ₃₆ O ₄ Ti	tetra-sec-butoxy titanium (378–414)	76.8	(393)	A	[87/5]
	(370–476)	67.1	(385)	A	[87/5]
C ₁₆ H ₃₆ O ₄ Ti	tetra-tert-butoxy titanium (386–486)	55.9	(401)	A	[87/5]
	(322–388)	62.6	(337)	SG	[58/13][84/9]
		66.1±3.3	(298)	SG	[58/13][66/20]

TABLE 7. Enthalpies of vaporization of select organo-metallic and inorganic compounds, 1880–2002—Continued

Molecular formula	Compound (Temperature range/K)	$\Delta_{\text{vap}}H_m$ (kJ mol ⁻¹)	Mean temperature (T_m /K)	Method	CAS registry number Reference
C ₁₆ H ₃₆ O ₄ Ti	titanium (IV) tetrabutylate (323–418)	47.6±0.7	(370)		[02/39]
C ₁₆ H ₄₀ N ₄ Ti	titanium (IV) <i>tetrakis</i> (diethylamide) (423–463)	94.6±4.0	(443)		[01/23]
C ₂₀ H ₄₄ O ₄ Ti	<i>tetrakis</i> (1,1-dimethylpropoxy)titanium (397–430)	67.8	(412)	A	[87/5]
	(361–423)	71.0	(376)	SG	[58/13][84/9]
		77.4±3.8	(298)	SG	[58/13][66/20]
C ₂₀ H ₄₄ O ₄ Ti	<i>tetrakis</i> (1-ethylpropoxy)titanium (385–445)	103.6	(400)	A	[87/5]
C ₂₀ H ₄₄ O ₄ Ti	<i>tetrakis</i> (3-methylbutoxy)titanium (407–493)	119.7	(422)	A	[87/5]
C ₂₀ H ₄₄ O ₄ Ti	tetrapentoxytitanium (484–558)	103.4	(499)	A	[87/5]
C ₂₀ H ₄₄ O ₄ Ti	tetra- <i>tert</i> -pentoxytitanium (361–423)	71.1	(376)	A	[87/5]
C ₂₄ H ₅₂ O ₄ Ti	<i>tetrakis</i> (1,1-dimethylbutoxy)titanium (414–454)	94.6	(429)	A	[87/5]
C ₂₄ H ₅₂ O ₄ Ti	<i>tetrakis</i> (1-methyl-ethylpropoxy)titanium (412–460)	86.2	(427)	A	[87/5]
C ₂₄ H ₅₂ O ₄ Ti	tetrahexyloxy titanium (520–581)	94.8	(535)	A	[87/5]
Cl ₄ Ti	titanium (IV) tetrachloride (250–423)	37.5	(265)		[7550-45-0]
	(363–415)	37.9	(378)		[66/29]
	(313–357)	39.8	(335)	I	[59/29]
I ₄ Ti	titanium (IV) tetraiodide (433–643)	58.5	(538)		[53/19]
					[7720-83-4]
					[47/15]
Tl					
C ₃ H ₉ Tl	trimethylthallium (311–360)	40.6	(335)	I, MM	[3003-15-4]
	(328–349)	37.9	(338)	I	[65/1]
					[46/6]
C ₆ H ₁₅ Tl	triethylthallium (282–465)	41.9	(297)		[687-82-1]
					[47/5]
Tm					
C ₃₃ H ₅₇ O ₆ Tm	<i>tris</i> (2,2,6,6-tetramethylheptane-3,5-dionato)thulium(III) (446–490)	84.1		BG	[15631-58-0]
					[69/28]
U					
UF ₆	uranium hexafluoride (337–389)	29.5	(352)		[7783-81-5]
					[53/18]
V					
C ₁₂ H ₁₇ O ₄ V	vanadic acid, tributyl ester (395–435)	90.2	(410)	A	[1801-76-9]
					[87/5]
C ₁₂ H ₁₇ O ₄ V	vanadic acid, triisobutyl ester (383–418)	82.2	(398)	A	[19120-62-8]
					[87/5]
C ₁₂ H ₁₇ O ₄ V	vanadic acid, tri- <i>sec</i> -butyl ester (378–413)	82.4	(393)	A	[17838-66-3]
					[87/5]
C ₁₂ H ₁₇ O ₄ V	vanadic acid, tri- <i>tert</i> -butyl ester (348–385)	714	(363)	A	[1686-24-4]
					[87/5]
W					
WF ₆	tungsten hexafluoride (290–343)	25.8	(316)		[7783-82-6]
					[68/27]
Xe					
XeF ₂	xenon difluoride (553–663)	53.5	(568)		[13709-36-9]
					[83/15]
XeF ₄	xenon tetrafluoride (553–663)	60.0	(568)		[13709-61-0]
					[83/15]
Yb					
C ₃₃ H ₅₇ O ₆ Yb	<i>tris</i> (2,2,6,6-tetramethylheptane-3,5-dionato)ytterbium(III) (444–494)	82.8		BG	[15492-52-1]
					[69/28]
Zn					
C ₂ H ₆ Zn	dimethyl zinc (273–313)	30.4±0.1 29.5±0.4			[97/30]
					[49/21][82/15]

TABLE 7. Enthalpies of vaporization of select organo-metallic and inorganic compounds, 1880–2002—Continued

Molecular formula	Compound (Temperature range/K)	$\Delta_{\text{vap}}H_m$ (kJ mol ⁻¹)	Mean temperature (T_m /K)	Method	CAS registry number Reference
C ₄ H ₁₀ Zn	(248–318) diethyl zinc	29.9	(283)	BG	[46/13] [557-20-0]
		37.9	(298)		[83/1]
		40.2±2.1			[49/21][82/15]
C ₆ H ₁₄ Zn	(250–391) dipropyl zinc	39.9	(265)	BG	[47/5] [46/13]
		40.2			[628-91-1]
		43±2			[02/43]
		42.1±0.4	(341)		[84/34]
C ₆ H ₁₄ Zn	(313–370) diisopropyl zinc	45.6±2.5		BG	[49/21][82/15]
		39.5			[49/25]
		40.3			[46/13]
C ₈ H ₁₈ Zn	(303–345) dibutyl zinc	41.8±0.5	(324)		[625-81-0] [84/34]
		47.4	(324)		[46/4]
		50.7±0.3	(342)		[1119-90-0] [84/13]
C ₈ H ₁₈ Zn	(310–338) di-sec-butyl zinc	54.4±3.3		BG	[49/21][82/15]
		45.3			[49/25]
		42.9			[46/13]
		40.9±0.2	(330)		[7446-94-8] [84/13]
C ₈ H ₁₈ Zn	diisobutyl zinc	44.6±0.2	(330)		[84/13]
C ₈ H ₁₈ Zn	di-tert-butyl zinc	49.3±0.8	(311)		[7446-94-8] [84/13]
C ₁₀ H ₂₂ Zn	dipentyl zinc	48.6			[14402-93-8] [49/25]
C ₁₂ H ₂₆ Zn	dihexyl zinc	56.2			[13822-55-4] [49/25]
C ₁₄ H ₃₀ Zn	diheptyl zinc	62.3			[14402-95-0] [49/25]
Cl ₂ Zn	zinc chloride	134.5	(760)		[7646-85-7] [58/28]
Zr					
C ₁₆ H ₃₆ O ₄ Zr	tetra-tert-butoxy zirconium	56.6	(389)	A	[87/5]
C ₂₀ H ₄₄ O ₄ Zr	tetrakis(1,1-dimethylpropoxy)zirconium	68.0	(407)	A	[87/5]
C ₂₀ H ₄₄ O ₄ Zr	tetra-tert-pentoxozirconium	74.1	(361)	A	[87/5]
C ₂₄ H ₅₂ O ₄ Zr	tetrakis(1,1-dimethylbutoxy)zirconium	93.3	(421)	A	[87/5]
C ₂₄ H ₅₂ O ₄ Zr	tetrakis(1-methyl-1-ethylpropoxy)zirconium	91.4	(438)	A	[87/5]

TABLE 8. References to Tables 6 and 7

- 1882
82/1 F. Kraft, Ber. **15**, 1687 (1882).
- 1883
83/1 G. W. A. Kahlbaum, Ber. **16**, 2476–2484 (1883).
- 1886
86/1 A. Richardson, J. Chem. Soc. (London) **49**, 761–776 (1886).
- 1894
94/1 G. W. A. Kahlbaum, Z. Phys. Chem. **13**, 14–55 (1894).
- 1898
98/1 G. W. A. Kahlbaum, Z. Phys. Chem. **26**, 577 (1898).
98/2 W. Louguinine, Ann. Chim. (Paris) **7**, 334–377 (1898).
- 1901
01/1 M. De Forgrand, Comp. Rend. **132**, 688 (1901).
- 1903
03/1 J. Dewar and H. O. Jones, Proc. Roy. Soc. London **71A**, 427 (1903).
- 1904
04/1 A. Jaquerod and E. Wassmer, Ber. **3**, 2531–2535 (1904).
- 1906
06/1 A. Rex, Z. Physik. Chem. **55**, 355–370 (1906).
- 1910
10/1 E. C. Bingham, Am. Chem. J. **43**, 287–309 (1910).
- 1912
12/1 W. Herz and W. Rathmann, Chem.-Ztg. **36**, 1417–1418 (1912).
- 1914
14/1 A. Stock and E. Willfroth, Ber. **47**, 144–154 (1914).
- 1915
15/1 J. M. Crafts, J. Chim. Phys. Phys.-Chim. Biol. **13**, 105–161 (1915).
- 1919
19/1 E. Moles and T. Batuecas, J. Chim. Phys. Phys.-Chim. Biol. **17**, 537–588 (1919).
- 1921
21/1 A. Stock, F. Henning, and E. Kuss, Ber. **54**, 1119–1129 (1931).
21/2 O. Maas and C. H. Wright, J. Am. Chem. Soc. **43**, 1098–1111 (1921).
21/3 O. Maas and C. H. Wright, J. Am. Chem. Soc. **43**, 1098–1111 (1921).
- 1922
22/1 O. A. Nelson and C. E. Senseman, Ind. Eng. Chem. **14**, 58–62 (1922).
22/2 R. S. Taylor and L. B. Smith, J. Am. Chem. Soc. **44**, 2450–2463 (1922).
- 1923
23/1 F. S. Mortimer and R. V. Murphy, Ind. Eng. Chem. **15**, 1140–1142 (1923).
23/2 C. E. Senseman and O. A. Nelson, Ind. Eng. Chem. **15**, 382–383 (1923).
- 1924
24/1 J. Simons, J. Am. Chem. Soc. **46**, 2179–2183 (1924).
24/2 O. Maas and P. G. Hiebert, J. Am. Chem. Soc. **46**, 2693–2700 (1924).
- 1925
25/1 J. H. Perry, J. Am. Chem. Soc. **47**, 2629–2632 (1925).
- 1926
26/1 H. Sinozaki, R. Hara, and S. Mitsukuri, Bull. Chem. Soc. Jpn. **1**, 59–61 (1926).
26/2 A. G. Loomis and J. E. Walters, J. Am. Chem. Soc. **48**, 2051–2055 (1926).
26/3 F. Straus, Ber. **59**, 1664–1681 (1926).
26/4 W. V. Evans and M. B. Aylesworth, Ind. Eng. Chem. **18**, 24–27 (1926).
26/5 C. A. Taylor and W. H. Rinkenbach, J. Chem. Soc. **48**, 1305–1309 (1926).
26/6 G. W. C. Yates, Philos. Mag. 817–826 (1926).
26/7 W. A. Felsing and S. A. Durban, J. Am. Chem. Soc. **48**, 2885–2893 (1926).
26/8 J. H. Perry and F. Porter, J. Am. Chem. Soc. **48**, 299–302 (1926).
- 26/9 H. Sinozaki, R. Hara, and S. Mitsukuri, Bull. Chem. Soc. Jpn. **1**, 59–61 (1926).
- 1927
27/1 W. H. Rinkenbach, Ind. Eng. Chem. **19**, 474–476 (1927).
27/2 J. H. Perry, J. Phys. Chem. **31**, 1737–1741 (1927).
27/3 N. N. Nagornov, Ann. Inst. Anal. Phys. Chem. (Leningrad) **3**, 562–583 (1927); Chem. Zentr. **II**, 2668 (1927); Chem. Abstracts **22**, 4298 (1928).
27/4 O. E. May, J. F. T. Berliner, and D. F. J. Lynch, J. Am. Chem. Soc. **49**, 1012–1016 (1927).
27/5 S. Klosky, L. P. L. Woo, and R. J. Flanigan, J. Am. Chem. Soc. **49**, 1280–1281 (1927).
- 1928
28/1 O. A. Nelson, Ind. Eng. Chem. **20**, 1382–1384 (1928).
28/2 O. A. Nelson, Ind. Eng. Chem. **20**, 1380–1382 (1928).
28/3 M. Roland, Bull. Soc. Chim. Belg. **37**, 117–140 (1928).
28/4 W. F. Giaque and R. Wiebe, J. Am. Chem. Soc. **50**, 101–122 (1928).
28/5 G. S. Parks and B. Barton, J. Am. Chem. Soc. **50**, 24–27 (1928).
28/6 W. F. Giaque and R. Wiebe, J. Am. Chem. Soc. **50**, 2193–2202 (1928).
- 1929
29/1 J. N. Pearce and P. E. Peters, J. Phys. Chem. **33**, 873–878 (1929).
29/2 C. P. Smyth and E. W. Engel, J. Am. Chem. Soc. **51**, 2646–2660 (1929).
29/3 H. L. Johnston and W. F. Giaque, J. Am. Chem. Soc. **51**, 3194–3215 (1929).
29/4 W. F. Giaque and R. Wiebe, J. Am. Chem. Soc. **51**, 1441–1449 (1929).
29/5 C. F. Haggerty and J. F. Weiler, J. Am. Chem. Soc. **51**, 1623–1626 (1929).
29/6 Y. Tanaka and Y. Nagai, Proc. Imp. Acad. (Japan) **5**, 78–79 (1929); Chem. Abstracts **23**, 2622 (1929).
- 1930
30/1 O. A. Nelson, Ind. Eng. Chem. **22**, 971–972 (1930).
30/2 R. H. Bullard and A. C. Haussman, J. Phys. Chem. **34**, 743–747 (1930).
30/3 M. A. Zmaczynski, J. Chim. Phys. **27**, 503–517 (1930).
30/4 G. B. Cunningham, Power **72**, 374–377 (1930).
30/5 R. Livingston and G. B. Heisig, J. Am. Chem. Soc. **52**, 2409–2410 (1930).
30/6 H. A. Schuette and R. W. Thomas, J. Am. Chem. Soc. **52**, 2028–2030 (1930).
30/7 J. H. Simons, J. Am. Chem. Soc. **52**, 3488–3493 (1930).
30/8 A. S. Coolidge, J. Am. Chem. Soc. **52**, 1874–1887 (1930).
- 1931
31/1 H. A. Scheulte and M. A. Cowley, J. Am. Chem. Soc. **53**, 3485–3489 (1931).
31/2 O. Ruff and W. Menzel, Z. Anorg. Allgem. Chem. **202**, 49–61 (1931).
31/3 E. Wiberg and W. Sütterlin, Z. Anorg. Allgem. Chem. **202**, 1–21 (1931).
- 1932
32/1 W. E. Vaughan, J. Am. Chem. Soc. **54**, 3863–3876 (1932).
32/2 L. M. Ellis, Jr. and E. E. Reid, J. Am. Chem. Soc. **54**, 1674–1687 (1932).
32/3 J. O. Clayton and W. F. Giaque, J. Am. Chem. Soc. **54**, 2610–2626 (1932).
32/4 W. J. Jones, W. J. C. Dyke, G. Davies, D. C. Griffiths, and J. H. E. Webb, J. Chem. Soc. 2285–2293 (1932).
- 1933
33/1 W. Menzel and F. Mohry, Z. Anorg. Allgem. Chem. **210**, 257–263 (1933).
33/2 G. B. Heisig and O. D. Murd, J. Am. Chem. Soc. **55**, 3485–3487 (1933).
33/3 H. S. Booth, P. E. Burchfield, E. M. Bixly, and J. B. MacKelvey, J. Am. Chem. Soc. **53**, 2231–2235 (1933).

- 33/4 F. Hovorka and F. E. Geiger, *J. Am. Chem. Soc.* **55**, 4759–4761 (1933).
- 33/5 O. A. Nelson and H. D. Young, *J. Am. Chem. Soc.* **55**, 2429–2431 (1933).
- 33/6 M. A. Cowley and H. A. Schuelte, *J. Am. Chem. Soc.* **55**, 387–391 (1933).
- 33/7 A. Taylor and E. T. Layng, *J. Chem. Phys.* **1**, 798–808 (1933).
- 33/8 H. S. Booth, P. E. Burchfield, E. M. Bixly, and J. B. MacKelvey, *J. Am. Chem. Soc.* **53**, 2231–2235 (1933).
- 33/9 F. Hovorka, H. P. Lankelma, and C. K. Naujoks, *J. Am. Chem. Soc.* **53**, 4820–4822 (1933).
- 33/10 H. Tannelberger, *Ber.* **66B**, 484–486 (1933); *Chem. Abstracts* **27**, 3374 (1933).
- 33/11 G. B. Heisig, *J. Am. Chem. Soc.* **55**, 2304–2311 (1933).
- 33/12 E. G. V. Barrett and L. J. Burrage, *J. Phys. Chem.* **37**, 1029–1035 (1933).
- 33/13 F. T. Miles and A. W. C. Menzies, *J. Phys. Chem.* **37**, 435–430 (1933).
- 33/14 C. A. Kraus and F. E. Toonder, *Proc. Natl. Acad. Sci. (USA)* **19**, 292–298 (1933); *Chem. Abstracts* **27**, 2646 (1933).
- 33/15 M. T. Toral and E. Moles, *Anales Soc. Espan. Fis. Quim.* **31**, 735–745 (1933); *Chem. Abstracts* **28**, 954 (1934).
- 33/16 W. F. Giauque and J. O. Clayton, *J. Am. Chem. Soc.* **55**, 4875–4889 (1933).
- 1934**
- 34/1 W. Mehl, *Z. Physik. Chem.* **A164**, 312–313 (1934).
- 34/2 W. Hieber and A. Woerner, *Z. Elektrochem.* **40**, 252–256 (1934).
- 34/3 N. E. Rigler, W. A. Felsing, and H. R. Henze, *J. Am. Chem. Soc.* **56**, 1499 (1934).
- 34/4 W. C. Schumb and F. A. Bickford, *J. Am. Chem. Soc.* **56**, 852–858 (1934).
- 34/5 G. N. Lewis and P. W. Schultz, *J. Am. Chem. Soc.* **56**, 1002 (1934).
- 34/6 J. W. Goodeve, *Trans. Faraday Soc.* **30**, 501–504 (1934). [Vapor pressure data are presented graphically in paper as log P versus $1/T$.]
- 34/7 S. Oguri, S. Anjo and Y. Kuwabara, *Bull. Waseda Appl. Chem. Soc.* **22**, 1–4 (1934); *Chem. Abstracts* **28**, 4298 (1934).
- 34/8 A. N. Campbell and A. J. R. Campbell, *Trans. Faraday Soc.* **30**, 1109–1114 (1934).
- 1935**
- 35/1 R. Spence and W. Wild, *J. Chem. Soc.* **138**, 506–509 (1935).
- 35/2 H. W. Thompson and J. W. Linnett, *Trans. Faraday Soc.* **31**, 1743–1747 (1935).
- 35/3 H. Bauer and K. Burschbies, *Ber.* **68**, 1238–1243 (1935).
- 35/4 H. Schierholtz and M. L. Staples, *J. Am. Chem. Soc.* **57**, 2709–2711 (1935).
- 35/5 V. A. Kireev and A. A. Popov, *J. Gen. Chem. (U.S.S.R.)* **5**, 1399–1401 (1935); *Chem. Abstracts* **30**, 2441 (1936).
- 35/6 J. A. V. Butler, C. N. Ramchandani, and D. W. Thompson, *J. Chem. Soc.* 280–285 (1935).
- 35/7 W. J. Jones, D. P. Evans, T. Gulwell, and D. C. Griffiths, *J. Chem. Soc.* 39–47 (1935).
- 1936**
- 36/1 H. W. Thompson and J. W. Linnett, *Trans. Faraday Soc.* **32**, 681–685 (1936).
- 36/2 M. Ewert, *Bull. Soc. Chim. Belg.* **45**, 493–515 (1936).
- 36/3 H. E. Bent, G. R. Cuthbertson, M. Dorfman, and R. E. Leary, *J. Am. Chem. Soc.* **58**, 165–170 (1936).
- 36/4 K. Kearby, *J. Am. Chem. Soc.* **58**, 374–375 (1936).
- 36/5 H. Merten and H. Schlüter, *Chem. Ber.* **69B**, 1364–1366 (1936).
- 36/6 F. Hovorka, R. A. Schaefer, and D. Dreisback, *J. Am. Chem. Soc.* **58**, 2264 (1936).
- 36/7 G. R. Negishi, *J. Am. Chem. Soc.* **58**, 2293–2296 (1936).
- 36/8 J. G. Aston and G. H. Messerly, *J. Am. Chem. Soc.* **58**, 2354–2361 (1936).
- 36/9 E. J. Buckler and R. G. W. Norrish, *J. Chem. Soc.* 1567–1569 (1936).
- 1937**
- 37/1 A. Klemenc and G. Wagner, *Ber.* **70B**, 1880–1882 (1937); *Chem. Abstracts* **31**, 8412 (1937).
- 37/2 J. D. Kemp and W. F. Giauque, *J. Am. Chem. Soc.* **59**, 79–84 (1937).
- 37/3 H. W. Thompson and F. S. Dainton, *Trans. Faraday Soc.* **33**, 1546–1555 (1937).
- 37/4 A. Guyer, W. Schutze, and M. Weidenmann, *Helv. Chim. Acta* **20**, 936–949 (1937).
- 37/5 C. J. Egan and J. D. Kemp, *J. Am. Chem. Soc.* **59**, 1264–1268 (1937).
- 37/6 A. B. Burg and W. I. Schlesinger, *J. Am. Chem. Soc.* **59**, 780–787 (1937).
- 37/7 V. G. Moor, E. K. Kanep, and I. E. Dobkin, *Trans. Exptl. Research Lab. Khemgas, Materials on Cracking and Chemical Treatment of Cracking Products U.S.S.R.* **3**, 320–328 (1937); *Chem. Abstracts* **31**, 6072 (1937).
- 37/8 A. V. Grosse and V. N. Ipatieff, *J. Org. Chem.* **2**, 447–458 (1937).
- 37/9 J. C. Rintelen, Jr., J. H. Saylor, and P. M. Gross, *J. Am. Chem. Soc.* **59**, 1129–1130 (1937).
- 37/10 J. G. Aston, C. W. Siller, and G. H. Messerly, *J. Am. Chem. Soc.* **59**, 1743–1751 (1937).
- 37/11 G. S. Gardner and J. E. Brewer, *Ind. Eng. Chem.* **29**, 179–181 (1937).
- 37/12 R. H. Purcell and F. D. Zahoorbux, *J. Chem. Soc.* 1029–1035 (1937).
- 37/13 R. Overstreet and W. F. Giauque, *J. Am. Chem. Soc.* **59**, 254–259 (1937).
- 37/14 R. K. Witt and J. D. Kemp, *J. Am. Chem. Soc.* **59**, 273–276 (1937).
- 37/15 C. C. Stephenson and W. F. Giauque, *J. Chem. Phys.* **5**, 149–158 (1937).
- 37/16 R. Linke and W. Rohrmann, *Z. Physik. Chem.* **B35**, 256–260 (1937).
- 1938**
- 38/1 J. D. Brandner, *Ind. Eng. Chem.* **30**, 681–684 (1938).
- 38/2 M. Linhard, *Z. Anorg. Allgem. Chem.* **236**, 200–208 (1938).
- 38/3 C. G. Egan and J. D. Kemp, *J. Am. Chem. Soc.* **60**, 2097–2101 (1938).
- 38/4 L. Reidel, *Z. Ges. Kalte-Ind.* **45**, 221 (1938).
- 38/5 G. Scatchard and C. L. Raymond, *J. Am. Chem. Soc.* **60**, 1278–1287 (1938) [Erratum **60**, 3099 (1938)].
- 38/6 D. Radalescu and M. Alexa, *Bull. Chem. Soc. Romania* **20A**, 89–113 (1938).
- 38/7 K. Kuchinskaya, *Sbornik Trudov. Opytnogo Zavoda im. Akad. S. V. Lebedeva* 27–30 (1938); *Chem. Abstracts* **34**, 3147 (1940).
- 38/8 A. R. Ubbelohde, *Trans. Faraday Soc.* **34**, 283–292 (1938).
- 38/9 E. Levin and I. Shtern, *Zh. Prikl. Khim. (Moscow)* **11**, 426–441 (1938).
- 38/10 F. Hovorka, H. P. Lankelma, and S. C. Stanford, *J. Am. Chem. Soc.* **60**, 820–827 (1938).
- 38/11 W. F. Giauque and C. C. Stephenson, *J. Am. Chem. Soc.* **60**, 1389–1394 (1938).
- 38/12 E. Efring, *Dissertation, University of Lund*, 1938; as quoted in [56/25].
- 1939**
- 39/1 J. G. Aston, M. L. Eidinoff, and W. S. Forster, *J. Am. Chem. Soc.* **61**, 1539–1543 (1939).
- 39/2 T. M. Powell and W. F. Giauque, *J. Am. Chem. Soc.* **61**, 2366–2370 (1939).
- 39/3 F. H. Verhoek and A. L. Marshall, *J. Am. Chem. Soc.* **61**, 2736–2742 (1939).
- 39/4 K. B. Goldblum, R. W. Martin, and R. B. Young, *Ind. Eng. Chem.* **39**, 1474–1476 (1947).
- 39/5 A. Frank and K. Clusius, *Z. Phys. Chem.* **42B**, 395–421 (1939).
- 39/6 W. Patnode and W. J. Scheiber, *J. Am. Chem. Soc.* **61**, 3449–3451 (1939).
- 39/7 L. Reidel, *Bull. Intern. Inst. Refrig.* **20**, 1–10 (1939).
- 1940**
- 40/1 A. F. Benning and R. C. McHarness, *Ind. Eng. Chem.* **32**, 497–499 (1940).

- 40/2 G. H. Messerly and J. C. Aston, *J. Am. Chem. Soc.* **62**, 886–890 (1940).
- 40/3 A. B. Lamb and E. E. Roper, *J. Am. Chem. Soc.* **62**, 806–814 (1940).
- 40/4 A. B. Burg, *J. Am. Chem. Soc.* **62**, 2228–2234 (1940).
- 40/5 J. M. Stuckey and J. H. Saylor, *J. Am. Chem. Soc.* **62**, 2922–2955 (1940).
- 40/6 K. S. Pitzer, *J. Am. Chem. Soc.* **62**, 1224–1227 (1940).
- 40/7 F. Hovorka, H. P. Lankelma, and W. R. Smith, *J. Am. Chem. Soc.* **62**, 2372–2374 (1940).
- 40/8 F. Hovorka, H. P. Lankelma, and A. E. Axelrod, *J. Am. Chem. Soc.* **62**, 187–189 (1940).
- 40/9 F. Hovorka, H. P. Lankelma, and I. Schneider, *J. Am. Chem. Soc.* **62**, 1096–1098 (1940).
- 40/10 J. G. Aston and G. H. Messerly, *J. Am. Chem. Soc.* **62**, 1917–1923 (1940).
- 40/11 J. G. Aston, R. M. Kennedy, and S. C. Schumann, *J. Am. Chem. Soc.* **62**, 2059 (1940); **62**, 2063 (1940).
- 40/12 A. A. Zil'berman-Granovskaya and E. A. Shugam, *J. Phys. Chem. (USSR)* **14**, 759–767 (1940).
- 40/13 H. I. Schlesinger, R. T. Sanderson, and A. B. Burg, *J. Am. Chem. Soc.* **62**, 3421–3425 (1940).
- 40/14 E. R. Smith, *J. Res. National Bureau Stand.* **24**, 229–234 (1940).
- 40/15 G. H. Messerly and R. M. Kennedy, *J. Am. Chem. Soc.* **62**, 2988–2991 (1940).
- 1941**
- 41/1 A. F. Belyaev, *Acta Physicochem. U.S.S.R.* **14**, 523 (1941).
- 41/2 D. M. Youst, C. S. Garner, D. W. Osborne, T. R. Rubin, and H. Russell, Jr., *J. Am. Chem. Soc.* **63**, 2267–2272 (1941).
- 41/3 R. M. Kennedy, M. Sagenkahn, and J. G. Aston, *J. Am. Chem. Soc.* **63**, 2267–2272 (1941).
- 41/4 D. W. Osborne, C. S. Garner, R. N. Doecher, and D. M. Yost, *J. Am. Chem. Soc.* **63**, 3496–3499 (1941).
- 41/5 J. G. Aston, R. M. Kennedy, and G. H. Messerly, *J. Am. Chem. Soc.* **63**, 2243–2348 (1941).
- 41/6 M. W. Lister, *J. Am. Chem. Soc.* **63**, 143–149 (1941).
- 41/7 V. A. Kireev and I. P. Sitnikov, *J. Appl. Chem. (USSR)* **14**, 483–485 (1941); *Chem. Abstracts* **36**, 2189 (1942).
- 41/8 C. B. Heisig, *J. Am. Chem. Soc.* **63**, 1698–1699 (1941).
- 41/9 E. R. Smith, *J. Res. National Bureau Stand.* **26**, 129–134 (1941).
- 41/10 J. W. Stout and L. H. Fisher, *J. Chem. Phys.* **9**, 163–168 (1941).
- 41/11 H. Russell, Jr., R. E. Rundle, and D. M. Yost, *J. Am. Chem. Soc.* **63**, 2825–2828 (1941).
- 41/12 L. O. Brockway and N. R. Davidson, *J. Am. Chem. Soc.* **63**, 3287 (1941).
- 41/13 L. Riedel, *Z. Ges. Kalte-Ind.* **48**, 9–13 (1941).
- 1942**
- 42/1 H. Russell, Jr., D. W. Osborne, and D. M. Yost, *J. Am. Chem. Soc.* **64**, 165–169 (1942).
- 42/2 D. W. Osborne, R. W. Doescher, and D. M. Yost, *J. Am. Chem. Soc.* **64**, 169–172 (1942).
- 42/3 P. E. Burchfield, *J. Am. Chem. Soc.* **64**, 2501 (1942).
- 42/4 G. E. Williams and E. C. Gilbert, *J. Am. Chem. Soc.* **64**, 2776–2777 (1942).
- 42/5 S. C. Schumann, J. G. Aston, and M. Sagenkahn, *J. Am. Chem. Soc.* **64**, 1039–1043 (1942) [Erratum **64**, 30690 (1942)].
- 42/6 J. A. Beattie, H. G. Ingersoll, and W. H. Stockmayer, *J. Am. Chem. Soc.* **64**, 546–548 (1942).
- 42/7 S. W. Benson and G. B. Kistiakowsky, *J. Am. Chem. Soc.* **64**, 80–86 (1942).
- 42/8 S. W. Benson, *Ind. Eng. Chem., Anal. Ed.* **13**, 189–191 (1942).
- 42/9 B. Suginuma and K. Satozaki, *Rikagaku Kenkyusho Iho* **41**, 432 (1942).
- 1943**
- 43/1 K. S. Pitzer and D. W. Scott, *J. Am. Chem. Soc.* **65**, 803–811 (1943).
- 43/2 D. R. Stevens, *Ind. Eng. Chem.* **35**, 655–660 (1943).
- 43/3 J. F. Lemons and W. A. Felsing, *J. Am. Chem. Soc.* **65**, 46–48 (1943).
- 43/4 J. G. Aston, H. L. Finke, and S. C. Schumann, *J. Am. Chem. Soc.* **65**, 341–346 (1943).
- 43/5 J. G. Aston, G. J. Szasz, and H. L. Finke, *J. Am. Chem. Soc.* **65**, 1135–1139 (1943).
- 43/6 W. P. Hall and E. E. Reid, *J. Am. Chem. Soc.* **65**, 1466–1468 (1943).
- 43/7 J. S. N. Cramer, *Rec. Trav. Chem.* **62**, 606–610 (1943); *Chem. Zentr.* **II**, 2234 (1943); *Chem. Abstracts* **38**, 6148 (1944).
- 43/8 G. Holst and L. Melander, *Svensk. Kem. Tid.* **55**, 131–135 (1943); *Chem. Abstracts* **40**, 2706 (1946).
- 1944**
- 44/1 H. J. McDonald, *J. Phys. Chem.* **48**, 47–50 (1944).
- 44/2 T. R. Rubin, B. D. Levedahl, and D. M. Yost, *J. Am. Chem. Soc.* **66**, 279–282 (1944).
- 44/3 H. Russell, Jr., D. R. V. Golding, and D. M. Yost, *J. Am. Chem. Soc.* **66**, 16–20 (1944).
- 44/4 G. Milazzo, *Gazz. Chim. Ital.* **74**, 49–57 (1944).
- 44/5 I. I. Ioffe and E. S. Yamp'olskaya, *Zh. Prikl. Khim.* **17**, 527–528 (1944); *Chem. Abstracts* **39**, 3986 (1945).
- 44/6 J. G. Aston, M. L. Sagenkahn, G. J. Szasz, G. W. Moessen, and H. F. Zuhr, *J. Am. Chem. Soc.* **66**, 1171–1177 (1944).
- 44/7 P. M. Althouse and H. O. Triebold, *Ind. Eng. Chem., Anal. Ed.* **16**, 605–606 (1944).
- 44/8 R. B. Scott, W. J. Ferbuson, and F. G. Brickwedde, *J. Res. National Bureau Stand.* **33**, 1–20 (1944).
- 44/9 H. J. Emeleus and A. G. Maddock, *J. Chem. Soc.* 293–296 (1944).
- 1945**
- 45/1 E. S. Swift, Jr. and H. P. Hochanadel, *J. Am. Chem. Soc.* **67**, 880–881 (1945).
- 45/2 C. B. Willingham, W. J. Taylor, J. M. Pignocco, and F. D. Rossini, *J. Res. National Bureau Stand.* **35**, 219–224 (1945).
- 45/3 L. Guttman and K. S. Pitzer, *J. Am. Chem. Soc.* **67**, 324–327 (1945).
- 45/4 R. C. Wackher, C. B. Linn, and A. V. Grosse, *Ind. Eng. Chem.* **37**, 464–468 (1945).
- 45/5 H. J. Hoge, *J. Res. National Bureau Stand.* **34**, 281–293 (1945).
- 45/6 H. S. Davis and O. F. Wiedeman, *Ind. Eng. Chem.* **37**, 482–485 (1945).
- 45/7 E. J. Prosen and F. D. Rossini, *J. Res. National Bureau Stand.* **34**, 59–63 (1945).
- 45/8 F. S. Fawcett and H. E. Rasmussen, *J. Am. Chem. Soc.* **67**, 1705–1709 (1945).
- 1946**
- 46/1 R. A. Ruehrkein and T. M. Powell, *J. Am. Chem. Soc.* **68**, 1063–1066 (1946).
- 46/2 J. E. Kilpatrick and K. S. Pitzer, *J. Am. Chem. Soc.* **68**, 1066–1072 (1946).
- 46/3 F. H. Field and J. H. Saylor, *J. Am. Chem. Soc.* **68**, 2649–2650 (1946).
- 46/4 G. W. Thompson, *Chem. Rev.* **38**, 1–39 (1946).
- 46/5 C. R. Patrick and G. S. Prosser, *Trans. Faraday Soc.* **60**, 700–704 (1946).
- 46/6 H. Gilman and R. G. Jones, *J. Am. Chem. Soc.* **68**, 517–520 (1946).
- 46/7 J. G. Aston, H. L. Finke, A. B. Bestul, E. L. Pace, and G. J. Szasz, *J. Am. Chem. Soc.* **68**, 52–57 (1946).
- 46/8 R. B. Scott and R. G. Brickwedde, *J. Res. National Bureau Stand.* **35**, 501–512 (1946).
- 46/9 W. J. Jones, L. H. Thomas, E. H. Pritchard, and S. T. Bowden, *J. Chem. Soc.* 824–827 (1946).
- 46/10 K. S. Pitzer, L. Guttman, and E. F. Westrum, Jr., *J. Am. Chem. Soc.* **68**, 2209–2212 (1946).
- 46/11 R. Spitzer and K. S. Pitzer, *J. Am. Chem. Soc.* **68**, 2537–2538 (1946).
- 46/12 J. W. Knowlton, N. C. Schieltz, and D. MacMillan, *J. Am. Chem. Soc.* **68**, 208–210 (1946).
- 46/13 C. H. Bamford, D. L. Levi, and D. M. Newitt, *J. Chem. Soc.* 468–471 (1946).

- 46/14 H. J. Emeleus and A. G. Maddock, *J. Chem. Soc.* 1131–1134 (1946).
- 46/15 L. H. Long, H. J. Emeleus, and H. V. A. Briscoe, *J. Chem. Soc.* 1123–1126 (1946).
- 46/16 D. A. Crooks and F. M. Feetham, *J. Chem. Soc.* 899–901 (1946).
- 46/17 L. S. Dzung, *Brown Boveri Rev.* **33**, 158–163 (1946).
- 1947**
- 47/1 J. Beersmans and J. C. Jungers, *Bull. Soc. Chim. Belg.* **56**, 238–250 (1947).
- 47/2 D. J. G. Ives, R. W. Pittman, and W. Wardlaw, *J. Chem. Soc.* 1080–1083 (1947).
- 47/3 C. Gould, G. Holzman, and C. Niemann, *Anal. Chem.* **19**, 204–206 (1947).
- 47/4 J. A. A. Ketalaar, P. F. Van Velden, and J. S. Zalm, *Rec. Trav. Chim.* **66**, 721–732 (1947).
- 47/5 D. R. Stull, *Ind. Eng. Chem.* **39**, 517–540 (1947).
- 47/6 E. W. Balson, K. G. Denbigh, and N. K. Adam, *Trans. Faraday Soc.* **43**, 42–48 (1947).
- 47/7 N. S. Osborne and D. C. Ginnings, *J. Res. National Bureau Stand.* **39**, 453–477 (1947).
- 47/8 F. H. Stross, C. M. Gable, and G. C. Rounds, *J. Am. Chem. Soc.* **69**, 1629–1630 (1947).
- 47/9 F. H. Stross, J. M. Monger, and H. De V. Finch, *J. Am. Chem. Soc.* **69**, 1627–1628 (1947).
- 47/10 G. Waddington, S. S. Todd, and H. M. Huffman, *J. Am. Chem. Soc.* **69**, 22–30 (1947).
- 47/11 W. M. Jones and W. F. Giauque, *J. Am. Chem. Soc.* **69**, 983–987 (1947).
- 47/12 G. Waddington and D. R. Douslin, *J. Am. Chem. Soc.* **69**, 2275–2279 (1947).
- 47/13 J. G. Aston and G. J. Szasz, *J. Am. Chem. Soc.* **69**, 3108–3114 (1947).
- 47/14 R. D. Fowler, J. M. Hamilton, Jr., J. S. Kasper, C. E. Weber, W. B. Burford III, and H. C. Anderson, *Ind. Eng. Chem.* **39**, 375–378 (1947).
- 47/15 J. M. Blocher, Jr. and I. E. Campbell, *J. Am. Chem. Soc.* **69**, 2100–2101 (1947).
- 1948**
- 48/1 K. B. Kellogg and G. H. Cady, *J. Am. Chem. Soc.* **70**, 3986–3990 (1948).
- 48/2 W. F. Giauque and W. M. Jones, *J. Am. Chem. Soc.* **70**, 120–124 (1948).
- 48/3 E. L. Pace and J. G. Aston, *J. Chem. Soc.* 566–570 (1948).
- 48/4 G. H. Whiting, *J. Chem. Soc.* 1209–1210 (1948).
- 48/5 J. F. Ganefff and J. C. Jungers, *Bull. Soc. Chim. Belg.* **57**, 82–87 (1948).
- 48/6 J. Gordon and W. F. Giauque, *J. Am. Chem. Soc.* **70**, 1506–1510 (1948).
- 48/7 A. A. Banks, H. J. Emeleus, R. N. Haszeldine, and V. Kerrigan, *J. Chem. Soc.* 2188–2190 (1948).
- 48/8 C. E. Bonhorst and P. M. Athouse, *Ind. Eng. Chem.* **40**, 2379–2384 (1948).
- 48/9 C. E. Redemann, S. W. Chaikin, and R. B. Fearing, *J. Am. Chem. Soc.* **70**, 631–634 (1948).
- 48/10 P. A. Small, K. W. Small, and P. Cowley, *Trans. Faraday Soc.* **44**, 810–816 (1948).
- 48/11 H. E. Bent and R. J. Francel, *J. Am. Chem. Soc.* **70**, 634–637 (1948).
- 48/12 C. E. Redemann, S. W. Chaikin, R. B. Fearing, and D. Benedict, *J. Am. Chem. Soc.* **70**, 637–639 (1948).
- 48/13 C. E. Redemann, S. W. Chaikin, and R. B. Fearing, *J. Am. Chem. Soc.* **70**, 1648–1650 (1948).
- 48/14 C. E. Redemann, S. W. Chaikin, R. B. Fearing, G. J. Rotariu, J. Savit, and D. Van Hoesen, *J. Am. Chem. Soc.* **70**, 3604–3606 (1948).
- 48/15 A. Michels and T. Wassenaar, *Physica (Amsterdam)* **14**, 104–110 (1948).
- 48/16 O. Glemser and V. Häuser, *Z. Naturforsch.* **3B**, 159–163 (1948).
- 48/17 H. J. Emeleus and J. F. Wood, *J. Chem. Soc.* 2183–2188 (1948).
- 1949**
- 49/1 R. R. Dreisbach and S. A. Shrader, *Ind. Eng. Chem.* **41**, 2879–2880 (1949); R. R. Dreisbach and R. A. Martin, *Ind. Eng. Chem.* **41**, 2875–2878 (1949).
- 49/2 E. Nicolini and P. Laffitte, *Comptes Rend.* **229**, 757–759 (1949); **229**, 935–936 (1949).
- 49/3 W. Kuhn and P. Massini, *Helv. Chim. Acta* **32**, 1530–1542 (1949).
- 49/4 W. F. Giauque and J. Gordon, *J. Am. Chem. Soc.* **71**, 2176–2181 (1949).
- 49/5 C. B. Kretschmer and R. Wiebe, *J. Am. Chem. Soc.* **71**, 1793–1797 (1949).
- 49/6 A. F. Forziati, W. R. Norris, and F. D. Rossini, *J. Res. National Bureau Stand.* **43**, 555–563 (1949).
- 49/7 G. Waddington, J. W. Knowlton, D. W. Scott, S. D. Oliver, S. S. Todd, W. N. Hubbard, J. C. Smith, and H. M. Huffman, *J. Am. Chem. Soc.* **71**, 797–808 (1949).
- 49/8 G. Waddington, J. C. Smith, D. W. Scott, and H. M. Huffman, *J. Am. Chem. Soc.* **71**, 3902–3906 (1949).
- 49/9 E. S. Perry and W. H. Weber, *J. Am. Chem. Soc.* **71**, 3726–3730 (1949).
- 49/10 T. Higuchi, N. Endow, and J. E. Willard, *J. Am. Chem. Soc.* **71**, 365–366 (1949).
- 49/11 G. W. Sears and E. R. Hopke, *J. Am. Chem. Soc.* **71**, 2575–2576 (1949).
- 49/12 D. W. Scott, G. Waddington, J. C. Smith, and H. M. Huffman, *J. Am. Chem. Soc.* **71**, 2767–2773 (1949).
- 49/13 D. W. Scott, G. D. Oliver, M. E. Gross, W. N. Hubbard, and H. M. Huffman, *J. Am. Chem. Soc.* **71**, 2293–2297 (1949).
- 49/14 G. S. Parks and G. E. Moore, *J. Chem. Phys.* **17**, 1151–1153 (1949).
- 49/15 J. Birks and R. S. Bradley, *Proc. Roy. Soc. (London)* **A198**, 226–239 (1949).
- 49/16 E. S. Perry, W. H. Weber, and B. F. Baubert, *J. Am. Chem. Soc.* **71**, 3720–3726 (1949).
- 49/17 R. S. Bradley and A. D. Shellard, *Trans. Faraday Soc.* **45**, 501–507 (1949).
- 49/18 F. R. Buck, K. F. Coles, G. T. Kennedy, and F. Morton, *J. Chem. Soc.* 2377–2383 (1949).
- 49/19 J. C. Nicholson, *J. Chem. Soc.* 1553–1555 (1949).
- 49/20 N. L. Yarym-Agaev, N. N. Fedos'ev, and K. G. Skorikov, *Zh. Fiz. Khim.* **11**, 1257–1265 (1949).
- 49/21 A. S. Carson, K. Hartley, and H. A. Skinner, *Trans. Faraday Soc.* **45**, 1159–1167 (1949).
- 49/22 A. S. Carson, K. Hartley, and H. A. Skinner, *Proc. Royal Soc. (London)* **A195**, 500–512 (1949).
- 49/23 D. W. Scott, M. E. Gross, G. D. Oliver, and H. M. Huffman, *J. Am. Chem. Soc.* **71**, 1634–1636 (1949).
- 49/24 J. R. Partington and A. L. Wynnes, *J. Phys. Chem.* **53**, 500–503 (1949).
- 49/25 L. F. Hatch, G. Sutherland, and W. J. Ross, *J. Org. Chem.* **14**, 1130–1136 (1949); vapor pressure data presented graphically as $\log P$ versus $1/T$ in paper.
- 49/26 H. J. Emeleus and H. G. Heal, *J. Chem. Soc.* 1696–1699 (1949).
- 49/27 J. Thompson and H. J. Emeleus, *J. Chem. Soc.* 3080 (1949).
- 49/28 L. O. Winstrom and L. Kulp, *Ind. Eng. Chem.* **41**, 2584–2586 (1949).
- 1950**
- 50/1 J. B. Matthews, J. F. Sumner, and E. A. Moellyn-Hughes, *Trans. Faraday Soc.* **46**, 797–803 (1950).
- 50/2 R. M. Noyes, W. A. Noyes, and H. Steinmetz, *J. Am. Chem. Soc.* **72**, 33–34 (1950).
- 50/3 A. Michels and T. Wassenaar, *Physica (Amsterdam)* **16**, 221–224 (1950).
- 50/4 K. F. Coles and F. Popper, *Ind. Eng. Chem.* **42**, 1434–1438 (1950).
- 50/5 D. W. Scott, H. L. Finke, M. E. Gross, G. B. Guthrie, and H. M. Huffman, *J. Am. Chem. Soc.* **72**, 2424–2430 (1950).
- 50/6 A. F. Forziati, D. L. Camin, and F. D. Rossini, *J. Res. Natl. Bur. Standards* **45**, 406–410 (1950).

- 50/7 D. W. Scott, H. L. Finke, W. N. Hubbard, J. P. McCullough, M. E. Gross, K. D. Williamson, G. Waddington, and H. M. Huffman, *J. Am. Chem. Soc.* **72**, 4664–4666 (1950).
- 50/8 D. W. Scott and G. Waddington, *J. Am. Chem. Soc.* **72**, 4310–4311 (1950).
- 50/9 H. O. Day and W. A. Felsing, *J. Am. Chem. Soc.* **72**, 1698–1699 (1950).
- 50/10 J. G. Aston, S. V. R. Mastrangelo, and G. W. Moessen, *J. Am. Chem. Soc.* **72**, 5287–5291 (1950).
- 50/11 A. Z. Conner, P. J. Elving, J. Benischeck, P. E. Tobias, and S. Steingiser, *Ind. Eng. Chem.* **42**, 106–110 (1950).
- 50/12 K. Hartley, H. O. Pritchard, and H. A. Skinner, *Trans. Faraday Soc.* **46**, 1019–1025 (1950).
- 1951**
- 51/1 J. G. Aston, H. L. Fink, G. J. Janz, and K. E. Russell, *J. Am. Chem. Soc.* **73**, 1939–1943 (1951).
- 51/2 J. P. McCullough, W. B. Person, and R. Spitzer, *J. Am. Chem. Soc.* **73**, 4069–4071 (1951).
- 51/3 D. G. Flom, N. Alpert, and P. J. Elving, *Ind. Eng. Chem.* **43**, 1178–1181 (1951).
- 51/4 D. W. Scott, H. L. Finke, J. P. McCullough, M. E. Gross, K. D. Williamson, G. Waddington, and H. M. Huffman, *J. Am. Chem. Soc.* **73**, 261–265 (1951).
- 51/5 D. Bryce-Smith and K. E. Howlett, *J. Chem. Soc.* 1141–1142 (1951).
- 51/6 G. D. Oliver and J. W. Grisard, *J. Am. Chem. Soc.* **73**, 1688–1690 (1951).
- 51/7 G. M. Barrow and A. L. McClellan, *J. Am. Chem. Soc.* **73**, 573–575 (1951).
- 51/8 T. F. Smith and R. F. Bonner, *Ind. Eng. Chem.* **43**, 1169–1173 (1951).
- 51/9 J. C. Potter and J. H. Saylor, *J. Am. Chem. Soc.* **73**, 90–91 (1951).
- 51/10 A. C. Egerton, W. Emte, and G. J. Minkoff, *Diss. Faraday Soc.* 278–282 (1951).
- 51/11 J. W. Grisard, H. A. Bernhardt, and G. D. Oliver, *J. Am. Chem. Soc.* **73**, 5725–5727 (1951).
- 51/12 K. Hartley, H. O. Pritchard, and H. A. Skinner, *Trans. Faraday Soc.* **47**, 254–263 (1951).
- 51/13 W. H. Johnson, M. V. Kilday, and E. J. Prosen, *J. Res. Nat. Bur. Stand.* **65A**, 215–219 (1961).
- 51/14 A. B. Burg and C. L. Randolph, *J. Am. Chem. Soc.* **73**, 953–957 (1951).
- 51/15 J. G. Aston, G. J. Janz, and K. E. Russell, *J. Am. Chem. Soc.* **73**, 1943–1945 (1951).
- 1952**
- 52/1 V. E. Stiles and G. H. Cady, *J. Am. Chem. Soc.* **74**, 3771–3773 (1952).
- 52/2 L. C. Leitch and A. T. Morse, *Can. J. Chem.* **30**, 924–932 (1952).
- 52/3 G. B. Guthrie, D. W. Scott, Jr., and G. Waddington, *J. Am. Chem. Soc.* **74**, 2795–2800 (1952).
- 52/4 G. E. Coates, F. Glocling, and N. D. Huck, *J. Chem. Soc.* 4496–4501 (1952).
- 52/5 W. S. Jones and W. S. Tamplin, (glycols) American Chemical Society's Series of Chemistry monographs (1952).
- 52/6 J. P. McCullough, D. W. Scott, H. L. Finke, M. E. Gross, K. D. Williamson, R. E. Pennington, G. Waddington, and H. M. Huffman, *J. Am. Chem. Soc.* **74**, 2801–2804 (1952).
- 52/7 G. H. Whipple, *Ind. Eng. Chem.* **44**, 1664–1667 (1952).
- 52/8 H. L. Finke, D. W. Scott, M. E. Gross, G. Waddington, and H. M. Huffman, *J. Am. Chem. Soc.* **74**, 2804–2806 (1952).
- 52/9 P. T. White, D. G. Bernard-Smith, and F. A. Fidler, *Ind. Eng. Chem.* **44**, 1430–1438 (1952).
- 52/10 W. N. Hubbard, H. L. Finke, D. W. Scott, J. P. McCullough, C. Katz, M. E. Gross, J. F. Messerly, R. E. Pennington, and G. Waddington, *J. Am. Chem. Soc.* **74**, 6025–6030 (1952).
- 52/11 D. W. Scott, H. L. Finke, W. N. Hubbard, J. P. McCullough, G. D. Oliver, M. E. Gross, C. Katz, K. D. Williamson, G. Waddington, and H. M. Huffman, *J. Am. Chem. Soc.* **74**, 4656–4662 (1952).
- 52/12 D. W. Scott, H. L. Finke, J. P. McCullough, M. E. Gross, R. E. Pennington, and G. Waddington, *J. Am. Chem. Soc.* **74**, 2478–2848 (1952).
- 52/13 T. A. Scott, Jr., D. MacMillan, and E. H. Melvin, *Ind. Eng. Chem.* **44**, 172–175 (1952).
- 52/14 E. T. G. Fuge, S. T. Bowden, and W. J. Jones, *J. Phys. Chem.* **56**, 1013–1016 (1952).
- 52/15 G. Edwards, *Trans. Faraday Soc.* **48**, 513–515 (1952).
- 52/16 J. H. Simons and J. W. Hausteller, *J. Chem. Phys.* **20**, 1516–1519 (1952).
- 52/17 G. B. Guthrie, D. W. Scott, W. N. Hubbard, C. Katz, J. P. McCullough, M. E. Gross, K. D. Williamson, and G. Waddington, *J. Am. Chem. Soc.* **74**, 4662–4669 (1952).
- 52/18 I. Brown, *Austr. J. Sci. Research* **5**, 530–540 (1952).
- 52/19 G. D. Oliver and J. W. Grisard, *J. Am. Chem. Soc.* **74**, 2705–2707 (1952).
- 52/20 C. T. Mortimer, H. O. Pritchard, and H. A. Skinner, *Trans. Faraday Soc.* **48**, 220–228 (1952).
- 52/21 L. Kaplan, W. L. Kester, and J. J. Katz, *J. Am. Chem. Soc.* **75**, 5531–5532 (1952).
- 52/22 G. A. R. Brandt, H. J. Emeleus, and R. N. Haszeldine, *J. Chem. Soc.* 2198–2205 (1952).
- 1953**
- 53/1 J. A. Barker, I. Brown, and F. Smith, *Disc. Faraday Soc.* **15**, 142–150 (1953).
- 53/2 G. T. Furukawa, R. E. McCoskey, and M. L. Reilly, *J. Res. Natl. Bur. Standards* **51**, 69–72 (1953).
- 53/3 J. G. Aston, J. L. Wood, and T. P. Zolki, *J. Am. Chem. Soc.* **75**, 6202–6204 (1953).
- 53/4 E. F. G. Herington and J. F. Martin, *Trans. Faraday Soc.* **49**, 154–162 (1953).
- 53/5 V. V. Serpinski, S. A. Voitkevich, and N. Yu. Lyuboshits, *Zh. Fiz. Khim.* **27**, 1032–1038 (1953); *Chem. Abstracts* **49**, 3594e (1955).
- 53/6 S. Kardon and J. H. Saylor, *J. Am. Chem. Soc.* **75**, 1997 (1953).
- 53/7 J. P. McCullough, D. W. Scott, H. L. Finke, W. N. Hubbard, M. E. Gross, C. Katz, R. E. Pennington, J. F. Messerly, and G. Waddington, *J. Am. Chem. Soc.* **75**, 1818–1824 (1953).
- 53/8 D. W. Scott, H. L. Finke, W. N. Hubbard, J. P. McCullough, C. Katz, M. E. Gross, J. F. Messerly, R. E. Pennington, and G. Waddington, *J. Am. Chem. Soc.* **75**, 2795–2800 (1953).
- 53/9 H. Stage, E. Müller, and P. Faldix, *Erdöle und Kohle* **6**, 375–380 (1953). [Enthalpies of vaporization were calculated by fitting published vapor pressure data, taken from various sources to the Antoine equation. Some of the references are to unpublished data measured by chemical companies.]
- 53/10 R. T. Davis, Jr. and R. W. Schiessler, *J. Phys. Chem.* **57**, 966–968 (1953).
- 53/11 H. A. Skinner and T. F. S. Tees, *J. Chem. Soc.* 3378–3383 (1953).
- 53/12 G. W. Rathjens and W. D. Gwinn, *J. Am. Chem. Soc.* **75**, 5629–5633 (1953).
- 53/13 H. E. Clements, K. V. Wise, and S. E. Johnson, *J. Am. Chem. Soc.* **75**, 1593–1595 (1953).
- 53/14 K. A. Walsh, U. S. Atom. Energy Comm. Report LA-1649, 1953, *Chem. Abstracts* **55**, 19391c (1961).
- 53/15 W. T. Grubb and R. C. Osthoff, *J. Am. Chem. Soc.* **75**, 2230–2232 (1953).
- 53/16 T. Charnley, C. T. Mortimer, and H. A. Skinner, *J. Chem. Soc.* 1181–1184 (1953).
- 53/17 A. Michels, T. Wassenaar, P. Louwse, R. J. Lunbeck, and G. W. Wolkers, *Physica* **19**, 287–289 (1953).
- 53/18 G. D. Oliver, H. T. Milton, and J. W. Grisard, *J. Am. Chem. Soc.* **75**, 2827–2829 (1953).
- 53/19 H. Schaefer and F. Zeppernick, *Z. Anorg. Allgem. Chem.* **272**, 274–278 (1953).
- 53/20 R. C. Osthoff, W. T. Grubb, and C. A. Burkhard, *J. Am. Chem. Soc.* **75**, 2227–2229 (1953).
- 1954**
- 54/1 A. C. Jenkins and G. F. Chambers, *Ind. Eng. Chem.* **46**, 2367–2369 (1954).

- 54/2 J. P. McCullough, D. W. Scott, R. E. Pennington, I. A. Hossenlopp, and G. Waddington, *J. Am. Chem. Soc.* **76**, 4791–4796 (1954).
- 54/3 A. E. Potter, Jr. and H. L. Ritter, *J. Phys. Chem.* **58**, 1040–1042 (1954).
- 54/4 M. Davies and D. G. Jenkin, *J. Chem. Soc.* 2374–2377 (1954).
- 54/5 G. T. Furukawa, R. E. McCoskey, and M. L. Reilly, *J. Research Natl. Bureau Standards* **52**, 11–16 (1954).
- 54/6 T. I. Howell and G. L. Jones, Jr., *J. Phys. Chem.* **58**, 666–667 (1954).
- 54/7 D. L. Camin, A. F. Forziati, and F. D. Rossini, *J. Phys. Chem.* **58**, 440–442 (1954).
- 54/8 G. R. Nicholson, M. Szarc, and J. W. Taylor, *J. Chem. Soc.* 2767–2769 (1954).
- 54/9 V. V. Serpinski, S. A. Voitkevich, and N. Yu. Lyuboshits, *Zh. Fiz. Khim.* **28**, 1969–1974 (1954); *Chem. Abstracts* **50**, 4573i (1956).
- 54/10 V. V. Serpinski, S. A. Voitkevich, and N. Yu. Lyuboshits, *Zh. Fiz. Khim.* **28**, 810–813 (1954); *Chem. Abstracts* **49**, 6677c (1955).
- 54/11 W. H. Hubbard and G. Waddington, *Rec. Trav. Chim.* 910–913 (1954).
- 54/12 M. Bukala, J. Majewski, and W. Rodzinski, *Przemysl Chem.* **10**, 6–11 (1954).
- 54/13 R. C. Osthoff and W. T. Grubb, *J. Am. Chem. Soc.* **76**, 399–401 (1954).
- 54/14 G. Lord and A. A. Wolf, *J. Chem. Soc.* 2546–2551 (1954).
- 54/15 V. Fried, J. Pick, E. Hala, and O. Vilim, *Chem. Listy* **48**, 774–775 (1954).
- 54/16 K. A. Sense, M. J. Snyder, and J. W. Clegg, *J. Phys. Chem.* **58**, 223–224 (1954).
- 54/17 K. V. Wise, *J. Am. Chem. Soc.* **76**, 3094–3095 (1954).
- 54/18 L. H. Long and J. F. Sackman, *Trans. Faraday Soc.* **50**, 1177–1182 (1954).
- 1955**
- 55/1 J. G. Aston, P. E. Wills, and T. P. Zolki, *J. Am. Chem. Soc.* **77**, 3939–3941 (1955).
- 55/2 J. J. Jasper and G. B. Miller, *J. Phys. Chem.* **59**, 441–442 (1955).
- 55/3 G. A. N. Cummings and E. McLaughlin, *J. Chem. Soc.* 1391–1392 (1955).
- 55/4 O. R. Foz Gazulla, J. Morcilio, A. Perez-Masia, and A. Mendes, *Anales Real Soc. Espan. Fis. Quim. (Madrid)* **50B**, 23–34 (1955).
- 55/5 G. H. Kosolapoff, *J. Chem. Soc.* 2964–2965 (1955).
- 55/6 J. G. Aston, T. P. Zolki, and J. L. Wood, *J. Am. Chem. Soc.* **77**, 281–284 (1955).
- 55/7 D. L. Camin and F. D. Rossini, *J. Phys. Chem.* **59**, 1173–1179 (1955).
- 55/8 V. V. Serpinski, S. A. Voitkevich, and N. Yu. Lyuboshits, *Zh. Fiz. Khim.* **29**, 653–657 (1955); *Chem. Abstracts* **50**, 16231e (1956).
- 55/9 E. Von Terres, F. Gebert, H. Hulsemann, H. Peterreit, H. Toepsch, and W. Ruppert, *Brennst.-Chem.* **36**, 272–274 (1955).
- 55/10 O. Ya. Tsyplikina, *J. Appl. Chem. (U.S.S.R.)* **28**, 167–172 (1955); *Chem. Abstracts* **49**, 9967h (1955).
- 55/11 R. W. Schiessler and F. C. Whitmore, *Ind. Eng. Chem.* **47**, 1660–1665 (1955); data are deposited as supplementary material, Document No. 4597.
- 55/12 J. P. McCullough, H. L. Finke, J. F. Messerly, R. E. Pennington, I. A. Hossenlopp, and G. Waddington, *J. Am. Chem. Soc.* **77**, 6119–6125 (1955).
- 55/13 D. W. Scott, H. L. Finke, J. P. McCullough, M. E. Gross, J. F. Messerly, R. E. Pennington, and G. Waddington, *J. Am. Chem. Soc.* **77**, 4993–4998 (1955).
- 55/14 G. T. Furukawa, R. E. McCoskey, M. L. Reilly, and A. W. Herman, *J. Res. Natl. Bur. Standards* **55**, 201–207 (1955).
- 55/15 L. H. Long and J. F. Sackman, *Trans. Faraday Soc.* **51**, 1062–1064 (1955).
- 55/16 F. Brown and P. L. Robinson, *J. Chem. Soc.* 3147–3151 (1955).
- 55/17 J. E. Spice, L. A. K. Staveley, and G. A. Harrow, *J. Chem. Soc.* 100–104 (1955).
- 55/18 C. A. Brown and A. W. Laubengayer, *J. Am. Chem. Soc.* **77**, 3699–3700 (1955).
- 55/19 R. H. Sherman and W. F. Giauque, *J. Am. Chem. Soc.* **77**, 2154–2160 (1955).
- 55/20 W. H. Mears, R. F. Stahl, S. R. Orfeo, R. C. Shair, L. F. Kells, W. Thompson, and H. McCann, *Ind. Eng. Chem.* **47**, 1449–1454 (1955).
- 55/21 A. T. Morse, P. B. Ayscough, and L. C. Leitch, *Can. J. Chem.* **33**, 453–457 (1955).
- 55/22 R. Dreyer, W. Martin, and U. von Weber, *J. Prakt. Chem.* **273**, 324–328 (1955).
- 55/23 J. Fischer and J. Bingle, *J. Am. Chem. Soc.* **77**, 6511–6512 (1955).
- 1956**
- 56/1 D. Ambrose, *Trans. Faraday Soc.* **52**, 772–781 (1956).
- 56/2 J. C. M. Li and K. S. Pitzer, *J. Am. Chem. Soc.* **78**, 1077–1080 (1956).
- 56/3 P. Gray, M. W. T. Pratt, and M. J. Larkin, *J. Chem. Soc.* 210–212 (1956).
- 56/4 J. C. M. Li, *J. Am. Chem. Soc.* **78**, 1081–1083 (1956).
- 56/5 G. Milazzo, *Ann. Chim. (Rome)* **46**, 1105–1111 (1956); *Chem. Abstracts* **51**, 7791c (1957).
- 56/6 J. Pick, V. Fried, E. Hala, and O. Vilim, *Collect. Czech. Chem. Commun.* **21**, 260–261 (1956).
- 56/7 R. E. Pennington, D. W. Scott, H. L. Finke, J. P. McCullough, J. F. Messerly, I. A. Hossenlopp, and G. Waddington, *J. Am. Chem. Soc.* **78**, 3266–3272 (1956).
- 56/8 A. Von Brockhaus and E. Jenckel, *Macromol. Chem.* **18/19**, 262–293 (1956).
- 56/9 D. L. Camin and F. D. Rossini, *J. Phys. Chem.* **60**, 1446–1451 (1956).
- 56/10 E. J. Barber and G. H. Cady, *J. Phys. Chem.* **60**, 504–505 (1956).
- 56/11 F. Fromm and M. C. Loeffler, *J. Phys. Chem.* **60**, 252–253 (1956).
- 56/12 R. H. Capps and W. M. Jackson, *J. Phys. Chem.* **60**, 811–812 (1956).
- 56/13 D. W. Scott, J. P. McCullough, W. N. Hubbard, J. F. Messerly, I. A. Hossenlopp, F. R. Frow, and G. Waddington, *J. Am. Chem. Soc.* **78**, 5463–5468 (1956).
- 56/14 D. N. Glew and L. W. Reeves, *J. Phys. Chem.* **60**, 615 (1956).
- 56/15 E. M. Toops, Jr., *J. Phys. Chem.* **60**, 304–306 (1956).
- 56/16 Manufacturing Chemists Association Research Project 1956, Tables 23-9-2(2.0111)-k and 23-9-2(2.0112)-k; Tables 23-10-2(2.0111)-k and 23-10-2(2.0112)-k; Tables 23-11-2(2.0111)-k and 23-11-2(2.0112)-k. The authors suspect that the tabulated Antoine Constants for the various compounds were generated in the manner discussed in Ref. [61/13].
- 56/17 Manufacturing Chemists Association Research Project 1956, Tables 23-18-2(1.01111)-k and 23-18-2(1.01112)-k. The authors suspect that the tabulated Antoine Constants for the various compounds were generated in the manner discussed in Ref. [61/13].
- 56/18 D. Garvin and C. Schubert, *J. Phys. Chem.* **60**, 807–808 (1956).
- 56/19 D. W. Scott, J. P. McCullough, W. D. Good, J. F. Messerly, R. E. Pennington, T. C. Kincheloe, I. A. Hossenlopp, D. R. Doustin, and G. Waddington, *J. Am. Chem. Soc.* **78**, 5457–5463 (1956).
- 56/20 H. L. Finke, D. W. Scott, M. E. Gross, J. F. Messerly, and G. Waddington, *J. Am. Chem. Soc.* **78**, 5469–5476 (1956).
- 56/21 M. T. Rogers and J. L. Speirs, *J. Phys. Chem.* **60**, 1462–1463 (1956).
- 56/22 W. D. Good, D. W. Scott, and G. Waddington, *J. Phys. Chem.* **60**, 1090–1095 (1956).
- 56/23 E. Neale, L. T. D. Williams, and V. T. Moores, *J. Chem. Soc.* 422–427 (1956).
- 56/24 L. H. Long and J. F. Sackman, *Trans. Faraday Soc.* **52**, 1201–1206 (1956).
- 56/25 F. W. Kirkbride, *J. Appl. Chem.* **6**, 11–21 (1956).
- 56/26 D. Brennan and A. R. Ubbelohde, *J. Chem. Soc.* 3011–3016 (1956).
- 1957**
- 57/1 F. Call, *J. Sci. Food Agric.* **8**, 81–85 (1957).
- 57/2 P. Gray and M. W. T. Pratt, *J. Chem. Soc.* 2163–2168 (1957).
- 57/3 I. Brown and F. Smith, *Aust. J. Chem.* **10**, 423–428 (1957).
- 57/4 T. C. Bissot, R. W. Parry, and D. H. Campbell, *J. Am. Chem. Soc.* **79**, 796–800 (1957).

- 57/5 W. K. Hall and L. Alexander, *J. Phys. Chem.* **61**, 240–242 (1957).
- 57/6 J. Dykyj, M. Sepraková, and J. Paulech, *Chem. Zvesti* **11**, 461–466 (1957).
- 57/7 D. W. Scott, H. L. Finke, J. P. McCullough, J. F. Messerly, R. E. Pennington, I. A. Hossenlopp, and G. Waddington, *J. Am. Chem. Soc.* **79**, 1062–1068 (1957).
- 57/8 A. Dobry and R. Keller, *J. Phys. Chem.* **61**, 1448–1449 (1957).
- 57/9 V. V. Serpinskiĭ, S. A. Voitkevich, and N. Yu. Lyuboshits, *Zh. Fiz. Khim.* **31**, 1278–1284 (1957); *Chem. Abstracts* **52**, 3270f (1958).
- 57/10 J. P. McCullough, W. N. Hubbard, F. R. Frow, I. A. Hossenlopp, and G. Waddington, *J. Am. Chem. Soc.* **79**, 561–566 (1957).
- 57/11 J. P. McCullough, D. R. Douslin, J. F. Messerly, I. A. Hossenlopp, T. C. Kincheloe, and G. Waddington, *J. Am. Chem. Soc.* **79**, 4289–4295 (1957).
- 57/12 F. Glaser and H. Ruland, *Chemie Ing. Tech.* **29**, 772 (1957).
- 57/13 B. C. Easton, M. K. Hargreaves, and R. K. S. Mitchell, *J. Appl. Chem. (London)* **7**, 198–204 (1957).
- 57/14 J. S. Rowlinson and R. I. Thacker, *Trans. Faraday Soc.* **53**, 1–8 (1957).
- 57/15 L. Maier, O. Seyforth, F. C. A. Stone, and E. Rochov, *J. Am. Chem. Soc.* **79**, 5884–5889 (1957).
- 57/16 A. Rose, J. A. Acciari, R. C. Johnson, and W. W. Sanders, *Ind. Eng. Chem.* **49**, 104–109 (1957).
- 57/17 W. S. Barnhart, R. J. Seffl, R. F. Wade, F. W. West, and J. L. Zollinger, *J. Chem. Eng. Data* **2**, 80–83 (1957).
- 57/18 E. F. Neilson and D. White, *J. Am. Chem. Soc.* **79**, 5618–5621 (1957).
- 57/19 J. W. Frazer and R. H. Sanborn, U. S. Atomic Energy Commission, Report UCRL-4978, 1957; *Chem. Abstracts* **52**, 8936a (1958).
- 57/20 J. Aylett, *J. Chem. Soc.* 4152–4154 (1957).
- 57/21 K. D. Williamson and R. H. Harrison, *J. Chem. Phys.* **26**, 1409–1411 (1957).
- 57/22 J. B. Pedley, H. A. Skinner, and C. L. Chernick, *Trans. Faraday Soc.* **53**, 1612–1617 (1957).
- 57/23 L. H. Long and J. F. Sackman, *Trans. Faraday Soc.* **53**, 1606–1611 (1957).
- 57/24 A. K. Fischer, F. A. Cotton, and J. Wilkinson, *J. Am. Chem. Soc.* **79**, 2044–2046 (1957).
- 57/25 S. D. Beskov, L. I. Kochetkova, and R. M. Golubeva, *Uchenye Zapiski Moskov. Gosudarst. Pedagog. Inst. Im. V. I. Lenina* **99**, 147–149 (1957); *Chem. Abstracts* **53**, 20993d (1959).
- 57/26 R. C. Wilhoit, *J. Phys. Chem.* **61**, 114–116 (1957).
- 57/27 H. D. Kaesz and F. G. A. Stone, *J. Chem. Soc.* 1433–1435 (1957).
- 57/28 J. W. Dale, H. J. Emeleus, R. N. Haszeldine, and J. H. Moss, *J. Chem. Soc.* 3708–3713 (1957).
- 1958**
- 58/1 L. Molard, *Mem. Poudres* **40**, 13 (1958); as quoted in [77/6].
- 58/2 A. Rose, B. T. Paphronis, and E. T. Williams, *J. Chem. Eng. Data* **3**, 216–219 (1958).
- 58/3 R. E. Frost and E. G. Rochow, *J. Inorg. Nucl. Chem.* **52**, 201–206 (1958); *Chem. Abstracts* **52**, 6999c (1958).
- 58/4 J. A. Brown and W. H. Mears, *J. Phys. Chem.* **62**, 960–962 (1958).
- 58/5 J. K. Koehler and W. F. Giauque, *J. Am. Chem. Soc.* **80**, 2659–2662 (1958).
- 58/6 D. W. Scott, J. P. McCullough, J. F. Messerly, R. E. Pennington, I. A. Hossenlopp, H. L. Finke, and G. Waddington, *J. Am. Chem. Soc.* **80**, 55–59 (1958).
- 58/7 J. P. McCullough, H. L. Finke, D. W. Scott, R. E. Pennington, M. E. Gross, J. F. Messerly, and G. Waddington, *J. Am. Chem. Soc.* **80**, 4786–4793 (1958).
- 58/8 W. N. Hubbard, D. R. Douslin, J. P. McCullough, D. W. Scott, S. S. Todd, J. F. Messerly, I. A. Hossenlopp, A. George, and G. Waddington, *J. Am. Chem. Soc.* **80**, 3547–3554 (1958).
- 58/9 V. V. Serpinskiĭ, S. A. Voitkevich, and N. Yu. Lyuboshits, *Trudy Vsesoyuz. Nauch.-Issledovatel. Inst. Sintet. I. Natural. Dushistykh Veshchestv* **4**, 125–130 (1958).
- 58/10 W. Mahler and A. B. Burg, *J. Am. Chem. Soc.* **80**, 6161–6167 (1958).
- 58/11 A. B. Burg and F. J. Slota, Jr., *J. Am. Chem. Soc.* **80**, 1107–1109 (1958).
- 58/12 R. D. Dunlap, C. J. Murphy, Jr., and R. C. Bedford, *J. Am. Chem. Soc.* **80**, 83–85 (1958).
- 58/13 D. C. Bradley and J. D. Swanwick, *J. Chem. Soc.* 3207–3214 (1958).
- 58/14 F. Feher and G. Hitzemann, *Z. Anorg. Allgem. Chem.* **294**, 50–62 (1958).
- 58/15 C. B. Colburn and A. Kennedy, *J. Am. Chem. Soc.* **80**, 5004 (1958).
- 58/16 K. A. Sense and R. W. Stone, *J. Phys. Chem.* **62**, 453–457 (1958).
- 58/17 A. V. Novoselova, K. N. Semenenko, and O. Ya. Turova, *Vestnik Moskov. Univ. Ser. Mekh., Astron. Fiz. Khim.* **13**, 139–147 (1958).
- 58/18 L. H. Long and J. F. Sackman, *Trans. Faraday Soc.* **54**, 1797–1803 (1958).
- 58/19 P. Gray and M. W. T. Pratt, *J. Chem. Soc.* 3403–3412 (1958).
- 58/20 P. A. Fowell and C. T. Mortimer, *J. Chem. Soc.* 3734–3736 (1958).
- 58/21 H. J. Emeleus and J. D. Smith, *J. Chem. Soc.* 527–528 (1958).
- 58/22 R. C. Cass, S. E. Fletcher, C. T. Mortimer, P. G. Quincey, and H. D. Springall, *J. Chem. Soc.* 958–963 (1958).
- 58/23 R. C. Cass, S. E. Fletcher, C. T. Mortimer, H. D. Springall, and T. R. White, *J. Chem. Soc.* 1406–1410 (1958).
- 58/24 E. A. V. Ebsworth and H. J. Emeleus, *J. Chem. Soc.* 2150–2156 (1958).
- 58/25 R. C. Cass, S. E. Fletcher, C. T. Mortimer, P. G. Quincey, and H. D. Springall, *J. Chem. Soc.* 2595–2599 (1958).
- 58/26 D. C. Bradley, L. J. Kay, J. D. Swanick, and W. Wardlaw, *J. Chem. Soc.* 3656–3659 (1958).
- 58/27 C. P. Haber and R. K. Uenishi, *Chem. Eng. Data Ser.* **3**, 323–324 (1958); *Chem. Abstracts* **53**, 16781b (1959).
- 58/28 H. Bloom and B. J. Welch, *J. Phys. Chem.* **62**, 1594–1595 (1958).
- 1959**
- 59/1 R. A. McDonald, S. A. Shrader, and D. R. Stull, *J. Chem. Eng. Data* **4**, 311–313 (1959).
- 59/2 D. L. Hildenbrand and R. A. McDonald, *J. Phys. Chem.* **68**, 1521–1523 (1959).
- 59/3 Kh. A. Aronovich, L. P. Kastorskiĭ, and K. F. Fedorova, *Zh. Fiz. Khim.* **41**, 20 (1959).
- 59/4 J. P. McCullough, D. R. Douslin, W. N. Hubbard, S. S. Todd, J. F. Messerly, I. A. Hossenlopp, F. R. Frow, J. P. Dawson, and G. Waddington, *J. Am. Chem. Soc.* **81**, 5884–5890 (1959).
- 59/5 M. Sepraková, J. Paulech, and J. Dykyj, *Chem. Zvesti* 313–316 (1959).
- 59/6 A. B. Burg and L. R. Grant, *J. Am. Chem. Soc.* **81**, 1–5 (1959).
- 59/7 D. W. Scott, D. R. Douslin, J. F. Messerly, S. S. Todd, I. A. Hossenlopp, T. C. Kincheloe, and J. P. McCullough, *J. Am. Chem. Soc.* **81**, 1015–1020 (1959).
- 59/8 J. P. McCullough, R. E. Pennington, J. C. Smith, I. A. Hossenlopp, and G. Waddington, *J. Am. Chem. Soc.* **81**, 5880–5883 (1959).
- 59/9 M. Usanovich and A. I. Dembitskiĭ, *Zh. Obshch. Khim.* **29**, 1781–1785 (1959).
- 59/10 D. L. Hildenbrand, G. C. Sinke, R. A. McDonald, and W. R. Kramer, *J. Chem. Phys.* **31**, 650–654 (1959).
- 59/11 I. Brown and F. Smith, *Aust. J. Chem.* **12**, 407–412 (1959).
- 59/12 W. D. Good, D. R. Douslin, D. W. Scott, A. George, J. L. Lacina, J. P. Dawson, and G. Waddington, *J. Phys. Chem.* **63**, 1133–1138 (1959).
- 59/13 M. Usanovich and A. I. Dembitskiĭ, *Zh. Obshch. Khim.* **29**, 1771–1781 (1959).
- 59/14 A. J. Leadbetter and J. E. Spice, *Can. J. Chem.* **37**, 1923–1929 (1959).
- 59/15 E. Terres, L. Brinkmann, D. Fischer, D. Hüllstrung, W. Loz, and G. Weisbrod, *Brennstoff-Chem.* **40**, 279–280 (1959).
- 59/16 J. B. Pedley and H. A. Skinner, *Trans. Faraday Soc.* **55**, 544–547 (1959).
- 59/17 W. D. Good, D. W. Scott, J. L. Lacina, and J. P. McCullough, *J. Phys. Chem.* **63**, 1139–1142 (1959).
- 59/18 F. A. Cotton, A. K. Fischer, and J. Wilkinson, *J. Am. Chem. Soc.* **81**, 800–803 (1959).

- 59/19 L. J. Paridon, G. E. MacWood, and J.-H. Hu, *J. Phys. Chem.* **63**, 1998–1999 (1959).
- 59/20 K. Mödritzer, *Chem. Ber.* **92**, 2637–2640 (1959); *Chem. Abstracts* **54**, 3180e (1960).
- 59/21 H. J. Emeleus and J. D. Smith, *J. Chem. Soc.* 375–381 (1959).
- 59/22 W. R. Cullen and H. J. Emeleus, *J. Chem. Soc.* 372–375 (1959).
- 59/23 S. E. Fletcher, C. T. Mortimer, and H. D. Springall, *J. Chem. Soc.* 580–584 (1959).
- 59/24 P. A. Folwell and C. T. Mortimer, *J. Chem. Soc.* 2913–2918 (1959).
- 59/25 E. Amberger, *Angew. Chem.* **71**, 372–373 (1959); *Chem. Abstracts* **53**, 16780c (1959).
- 59/26 H. Suga and S. Seki, *Bull. Chem. Soc. Jpn.* **32**, 1088 (1959).
- 59/27 P. Chaiyavech and M. Van Winkle, *J. Chem. Eng. Data* **4**, 53–57 (1959).
- 59/28 L. C. Yen and T. M. Reed III, *J. Chem. Eng. Data* **4**, 102–107 (1959).
- 59/29 F. P. Pike and C. F. Foster, Jr., *J. Chem. Eng. Data* **4**, 305–306 (1959).
- 1960**
- 60/1 A. Aihara, *Bull. Chem. Soc. Jpn.* **33**, 194–200 (1960).
- 60/2 R. G. Schmitt and R. C. Hirt, *J. Polym. Sci.* **45**, 35–47 (1960).
- 60/3 C. R. Mueller and J. Ignatowski, *J. Chem. Phys.* **32**, 1430–1434 (1960).
- 60/4 R. J. L. Andon, D. P. Biddiscombe, J. D. Cox, R. Handley, D. Harrop, E. F. G. Herington, and J. F. Martin, *J. Chem. Soc.* 5246–5254 (1960).
- 60/5 M. L. Klyueva, K. P. Mischenko, and M. K. Fedorov, *Zh. Prikl. Khim.* **33**, 473–475 (1960); *Chem. Abstracts* **54**, 11616g (1960).
- 60/6 L. G. L. Ward and A. G. MacDiarmid, *J. Am. Chem. Soc.* **82**, 2151–2153 (1960).
- 60/7 D. E. McLaughlin and M. Tamres, *J. Am. Chem. Soc.* **82**, 5618–5621 (1960).
- 60/8 D. E. McLaughlin, M. J. Tamres, and S. Searless, Jr., *J. Am. Chem. Soc.* **82**, 5621–5625 (1960).
- 60/9 H. D. Kaesz and F. G. A. Stone, *J. Am. Chem. Soc.* **82**, 6213–6218 (1960).
- 60/10 F. E. Brinckman and F. G. A. Stone, *J. Am. Chem. Soc.* **82**, 6218–6223 (1960).
- 60/11 H. D. Kaesz, J. P. Phillips, and F. G. A. Stone, *J. Am. Chem. Soc.* **82**, 6228–6232 (1960).
- 60/12 S. L. Stafford and F. G. A. Stone, *J. Am. Chem. Soc.* **82**, 6238–6240 (1960).
- 60/13 R. J. Brotherton, A. L. McCloskey, J. L. Boone, and H. M. Manasevit, *J. Am. Chem. Soc.* **82**, 6245–6248 (1960).
- 60/14 R. J. Brotherton, A. L. McCloskey, L. L. Petterson, and H. Steinberg, *J. Am. Chem. Soc.* **82**, 6242–6245 (1960).
- 60/15 W. P. Van Meter and G. H. Cady, *J. Am. Chem. Soc.* **82**, 6005–6008 (1960).
- 60/16 D. N. Glew, *Can. J. Chem.* **38**, 208–211 (1960).
- 60/17 J. Novak, J. Matous, and J. Pick, *Collect. Czech. Chem. Commun.* **25**, 2405–2413 (1960).
- 60/18 E. J. Lynch and C. R. Wilke, *J. Chem. Eng. Data* **5**, 300 (1960).
- 60/19 J. W. Frazer, *J. Inorg. Nucl. Chem.* **16**, 63–66 (1960).
- 60/20 D. L. Camin and F. D. Rossini, *J. Chem. Eng. Data* **5**, 368–372 (1960).
- 60/21 R. A. McKay and B. H. Sage, *J. Chem. Eng. Data* **5**, 21–24 (1960).
- 60/22 F. M. Trent, F. D. Miller, and G. H. Brown, *J. Chem. Eng. Data* **5**, 110–111 (1960).
- 60/23 A. P. Claydon, P. A. Fowell, and C. T. Mortimer, *J. Chem. Soc.* 3284–3287 (1960).
- 60/24 H. J. Emeleus and S. N. Nabi, *J. Chem. Soc.* 1103–1108 (1960).
- 60/25 H. J. Emeleus and H. Pugh, *J. Chem. Soc.* 1108–1112 (1960).
- 60/26 E. Amberger, *Angew. Chem.* **72**, 494 (1960); *Chem. Abstracts* **55**, 22103f (1961); **60**, 4171d (1964).
- 60/27 R. M. Yarrington and W. B. Kay, *J. Chem. Eng. Data* **5**, 24–29 (1960).
- 1961**
- 61/1 J. E. Griffiths and M. Onyszczuk, *Can. J. Chem.* **39**, 339–347 (1961).
- 61/2 E. L. Pace and R. J. Bobka, *J. Chem. Phys.* **35**, 454–457 (1961).
- 61/3 J. Heinrich, J. Ilavsky, and J. Surovy, *Chem. Zvesti* **15**, 414–418 (1961).
- 61/4 H. Grosse-Ruyken and R. Kleesaat, *Z. Anorg. Allgem. Chem.* **308**, 122–132 (1961).
- 61/5 B. Sternback and A. G. MacDiarmid, *J. Am. Chem. Soc.* **83**, 3384–3388 (1961).
- 61/6 A. Rose and W. R. Supina, *J. Chem. Eng. Data* **6**, 173–179 (1961).
- 61/7 W. T. Berg, D. W. Scott, W. N. Hubbard, S. S. Todd, J. F. Messerly, I. A. Hossenlopp, A. Osborn, D. R. Douslin, and J. P. McCullough, *J. Phys. Chem.* **65**, 1425–1430 (1961).
- 61/8 J. P. McCullough, H. L. Finke, W. N. Hubbard, S. S. Todd, J. F. Messerly, D. R. Douslin, and G. Waddington, *J. Phys. Chem.* **65**, 784–791 (1961).
- 61/9 R. E. Banks, A. E. Ginsberg, and R. N. Haszeldine, *J. Chem. Soc.* 1740–1743 (1961).
- 61/10 S. Malanowski, *Bull. Acad. Pol. Sci. Ser. Sci. Chim.* **9**, 71–76 (1961).
- 61/11 S. Malanowski, *Bull. Acad. Pol. Sci. Ser. Sci. Chim.* **9**, 83 (1961).
- 61/12 J. Dykvy, M. Seprakova, and J. Paulech, *Chem. Zvesti* **15**, 465–468 (1961); *Chem. Abstracts* **56**, 10930b (1962).
- 61/13 J. C. M. Li and F. D. Rossini, *J. Chem. Eng. Data* **6**, 268–270 (1961).
- 61/14 A. B. Burg and J. E. Griffiths, *J. Am. Chem. Soc.* **83**, 4333–4335 (1961).
- 61/15 D. W. Scott, J. F. Messerly, S. S. Todd, G. B. Guthrie, I. A. Hosenlopp, R. T. Moore, A. Osborn, W. T. Berg, and J. P. McCullough, *J. Phys. Chem.* **65**, 1320–1326 (1961).
- 61/16 H. M. Huffman, M. E. Gross, D. W. Scott, and J. P. McCullough, *J. Phys. Chem.* **65**, 495–503 (1961).
- 61/17 J. K. Nickerson, K. A. Kobe, and J. J. McKetta, *J. Phys. Chem.* **65**, 1037–1043 (1961).
- 61/18 J. F. Mathews and J. J. McKetta, *J. Phys. Chem.* **65**, 758–762 (1961).
- 61/19 A. F. Frolov, M. A. Loginova, and M. M. Kiseleva, *Zh. Phys. Khim.* **35**, 1784–1788 (1961).
- 61/20 E. J. Smutny and A. Bondi, *J. Phys. Chem.* **65**, 546–550 (1961).
- 61/21 J. R. Case, N. H. Ray, and H. L. Roberts, *J. Chem. Soc.* 2070–2075 (1961).
- 61/22 J. R. Case, N. H. Ray, and H. L. Roberts, *J. Chem. Soc.* 2066–2070 (1961).
- 61/23 I. M. Schiopu, O. Bot, and V. Onu, *Bul. Inst. Politeh. Iasi.* **7**, 115–118 (1961); *Chem. Abstracts* **58**, 10793c (1963).
- 61/24 P. A. Fowell and C. T. Mortimer, *J. Chem. Soc.* 3793–3796 (1961).
- 61/25 W. D. Good, J. L. Lacina, and J. P. McCullough, *J. Phys. Chem.* **65**, 2229–2231 (1961).
- 61/26 H. Zimmerman and H. Greisenfelder, *Z. Electrochem.* **65**, 368–371 (1961).
- 61/27 E. Amberger and H. Boeters, *Angew. Chem.* **73**, 114 (1961); *Chem. Abstracts* **55**, 16403h (1961).
- 61/28 E. Amberger, *Chem. Ber.* **94**, 1447–1452 (1961); *Chem. Abstracts* **56**, 8279e (1962).
- 61/29 J. F. Ditter, J. C. Perrine, and I. Shapiro, *J. Chem. Eng. Data* **6**, 271 (1961).
- 61/30 A. Labbauf, J. B. Greenshields, and F. D. Rossini, *J. Chem. Eng. Data* **6**, 261–263 (1961).
- 61/31 P. Hestermans and D. White, *J. Phys. Chem.* **65**, 362–365 (1961).
- 1962**
- 62/1 R. H. Valentini, G. E. Brodale, and W. R. Giauque, *J. Phys. Chem.* **66**, 392–395 (1962).
- 62/2 G. Waddington, J. C. Smith, K. D. Williamson, and D. W. Scott, *J. Phys. Chem.* **66**, 1074–1077 (1962).
- 62/3 A. J. Von Arvia, P. J. Aymoning, and H. J. Schumacher, *Z. Anorg. Allgem. Chem.* **316**, 325–334 (1962).
- 62/4 A. Kreglewski, *Bull. Acad. Pol. Sci., Ser. Sci. Chem.* **10**, 629–633 (1962).

- 62/5 H.-J. Bittrich, E. Kauer, M. Kraft, G. Schoeppe, W. Soell, and A. Ullrich, *J. Prakt. Chem.* **17**, 250–262 (1962).
- 62/6 A. D. Craig and A. G. MacDiarmid, *J. Inorg. Nucl. Chem.* **24**, 161–164 (1962).
- 62/7 W. E. Hatton, D. R. Douslin, G. C. Sinke, and D. R. Stull, *J. Chem. Eng. Data* **7**, 229–231 (1962).
- 62/8 A. D. Craig, *J. Chem. Soc.* 548–553 (1962).
- 62/9 D. W. Scott, W. D. Good, S. S. Todd, J. F. Messerly, W. T. Berg, I. A. Hossenlopp, J. L. Lucina, A. G. Osborn, and J. P. McCullough, *J. Chem. Phys.* **36**, 406–412 (1962).
- 62/10 D. W. Scott, D. R. Douslin, H. L. Finke, W. N. Hubbard, J. F. Messerly, I. A. Hossenlopp, and J. P. McCullough, *J. Phys. Chem.* **66**, 1334–1341 (1962).
- 62/11 M. Mansson and S. Sunner, *Acta Chem. Scand.* **16**, 1863–1869 (1962).
- 62/13 W. D. Good, D. R. Douslin, and J. P. McCullough, *J. Phys. Chem.* **66**, 958–959 (1962).
- 62/14 J. H. Stern and F. H. Dorer, *J. Phys. Chem.* **66**, 97–99 (1962).
- 62/15 N. S. Berman and J. J. McKetta, *J. Phys. Chem.* **66**, 1444–1448 (1962).
- 62/16 H. Mackle and R. G. Mayrick, *Trans. Faraday Soc.* **58**, 238–243 (1962).
- 62/17 H. Mackle and R. G. Mayrick, *Trans. Faraday Soc.* **58**, 230–237 (1962).
- 62/18 G. R. Ross and W. G. Heideger, *J. Chem. Eng. Data* **7**, 505–507 (1962).
- 62/19 S. M. Williamson and G. H. Cady, *Inorg. Chem.* **1**, 673–677 (1962).
- 62/20 H. Mackle and R. G. Mayrick, *Trans. Faraday Soc.* **58**, 33–39 (1962).
- 62/21 J. E. Griffiths and A. B. Burg, *J. Am. Chem. Soc.* **84**, 3442–3450 (1962).
- 62/22 J. J. Martin, *J. Chem. Eng. Data* **7**, 68–72 (1962).
- 62/23 H.-J. Bittrich and E. Kauer, *Z. Phys. Chem. (Frankfurt/Main)* **219**, 224–238 (1962).
- 62/24 G. J. Pasek and G. Thodes, *J. Chem. Eng. Data* **7**, 21–26 (1962).
- 62/25 A. Bauder and H. Guenthard, *Helv. Chim. Acta* **45**, 1698–1702 (1962).
- 62/26 P. Sellers and S. Sunner, *Acta Chem. Scand.* **16**, 46–52 (1962).
- 62/27 J. P. Oliver and L. G. Stevens, *J. Inorg. Nucl. Chem.* **24**, 953–960 (1962).
- 62/28 G. C. Sinke and D. L. Hildenbrand, *J. Chem. Eng. Data* **7**, 74 (1962).
- 62/29 S. P. Vohra, T. L. Kang, K. A. Kobe, and J. J. McKetta, *J. Chem. Eng. Data* **7**, 150–155 (1962).
- 62/30 G. Geiseler, K. Quitzsch, J. Hoffmann, and W. Moeschler, *Z. Physik. Chem. (Leipzig)* **220**, 391–396 (1962).
- 62/31 E. A. V. Ebsworth, H. J. Emeleus, and N. Welcman, *J. Chem. Soc.* 2290–2293 (1962).
- 62/32 H. J. Emeleus, K. H. Packer, and N. Welcman, *J. Chem. Soc.* 2529–2531 (1962).
- 62/33 A. J. Downs, *J. Chem. Soc.* 4361–4366 (1962).
- 62/34 E. Amberger and H. Boeters, *Angew. Chem.* **74**, 293 (1962); *Chem. Abstracts* **57**, 4276f (1962).
- 62/35 E. Amberger and H. Boeters, *Angew. Chem.* **74**, 32–33 (1962); *Chem. Abstracts* **57**, 12522e (1962).
- 62/36 B. Cohen and A. G. MacDiarmid, *Inorg. Chem.* **1**, 754–756 (1962).
- 62/37 J. Tjebbes, *Acta Chem. Scand.* **16**, 916–921 (1962).
- 1963**
- 63/1 R. H. Boyd, *J. Chem. Phys.* **38**, 2529–2535 (1963).
- 63/2 K. G. McCurdy and K. J. Laidler, *Can. J. Chem.* **41**, 1867–1871 (1963).
- 63/3 I. Shapiro, B. Keilin, R. E. Williams, and C. D. Good, *J. Am. Chem. Soc.* **85**, 3167–3171 (1963).
- 63/4 J. A. Brown, *J. Chem. Eng. Data* **8**, 106–108 (1963).
- 63/5 J. P. McCullough, J. F. Messerly, R. T. Moore, and S. S. Todd, *J. Phys. Chem.* **67**, 677–679 (1963).
- 63/6 H. Hiraoka and J. H. Hildebrand, *J. Phys. Chem.* **67**, 916–918 (1963).
- 63/7 G. A. Bottomley and G. H. F. Seiflow, *J. Appl. Chem.* **13**, 399–409 (1963).
- 63/8 D. P. Biddiscombe, R. R. Collerson, R. Handley, E. F. G. Herington, J. F. Martin, and C. H. S. Sprake, *J. Chem. Soc.* 1954–1957 (1963).
- 63/9 W. D. Good, D. R. Douslin, and J. P. McCullough, *J. Phys. Chem.* **67**, 1312–1314 (1963).
- 63/10 D. P. Biddiscombe, R. Handley, D. Harrop, A. J. Head, G. B. Lewis, J. F. Martin, and C. H. S. Sprake, *J. Chem. Soc.* 5764–5768 (1963).
- 63/11 D. W. Scott, W. N. Hubbard, J. F. Messerly, S. S. Todd, I. A. Hossenlopp, W. D. Good, D. R. Douslin, and J. P. McCullough, *J. Am. Chem. Soc.* **67**, 680–685 (1963).
- 63/12 D. W. Scott, W. D. Good, G. B. Guthrie, S. S. Todd, I. A. Hossenlopp, A. G. Osborn, and J. P. McCullough, *J. Am. Chem. Soc.* **67**, 685–689 (1963).
- 63/13 M. Kraus, L. Beranek, K. Kochloefl, and V. Bazant, *Chem. Prumysl* **12**, 649–652 (1962); *Chem. Abstracts* **58**, 10746d (1963).
- 63/14 R. J. Best, *J. Chem. Eng. Data* **8**, 267–270 (1963).
- 63/15 J. G. Wojtasinski, *J. Chem. Eng. Data* **8**, 381–385 (1963).
- 63/16 A. Rose and V. N. Schrodtr, *J. Chem. Eng. Data* **8**, 9–13 (1963).
- 63/17 W. P. Gilbreath and G. H. Cady, *Inorg. Chem.* **2**, 496–499 (1963).
- 63/18 E. T. Benyon, Jr. and J. J. McKetta, *J. Phys. Chem.* **67**, 2761–2765 (1963).
- 63/19 W. D. Good, S. S. Todd, J. F. Messerly, J. L. Lacina, J. P. Dawson, D. W. Scott, and J. P. McCullough, *J. Phys. Chem.* **67**, 1306–1311 (1963).
- 63/20 D. Ambrose and R. Townsend, *J. Chem. Soc.* 3614–3625 (1963).
- 63/21 A. Capkova and V. Fried, *Collect. Czech. Chem. Commun.* **28**, 2235–2239 (1963).
- 63/22 C. G. Vinson, Jr. and J. J. Martin, *J. Chem. Eng. Data* **8**, 74–75 (1963).
- 63/23 D. W. Scott, J. F. Messerly, S. S. Todd, I. A. Hossenlopp, A. Osborn, and J. P. McCullough, *J. Chem. Phys.* **38**, 532–539 (1963).
- 63/24 J. A. Dixon, G. R. Yarnell, and J. A. Mountain, *J. Chem. Eng. Data* **8**, 572–573 (1963).
- 63/25 V. V. Sokolov, L. P. Zhilina, and K. P. Mischenko, *Zh. Prikl. Khim.* **36**, 750–754 (1963).
- 63/26 M. A. Greenbaum, J. N. Foster, M. L. Arin, and M. Farber, *J. Phys. Chem.* **67**, 36–40 (1963).
- 63/27 E. J. Spanier and A. G. MacDiarmid, *Inorg. Chem.* **2**, 214–215 (1963).
- 63/28 M. Lustig and G. H. Cady, *Inorg. Chem.* **2**, 388–390 (1963).
- 63/29 R. R. Holmes and R. P. Wagner, *Inorg. Chem.* **2**, 384–388 (1963).
- 63/30 M. Abedini and A. G. MacDiarmid, *Inorg. Chem.* **2**, 608–613 (1963).
- 63/31 S. B. Hartley, W. S. Holmes, J. K. Jaques, M. F. Mole, and J. C. McCoubrey, *Quat. Rev. Chem. Soc.* **17**, 204 (1973).
- 63/32 A. E. Pope and H. A. Skinner, *J. Chem. Soc.* 3704–3712 (1963).
- 63/33 G. L. Gal'chenko and R. M. Varushchenko, *Zh. Fiz. Khim.* **37**, 2513–2519 (1963).
- 63/34 C. T. Mortimer and P. Sellers, *J. Chem. Soc.* 1978–1981 (1963).
- 63/35 I. B. Rabinovich, V. I. Tel'noi, N. V. Karyakin, and G. A. Razuvaev, *Dokl. Akad. Nauk. SSSR* **149**, 324–326 (1963).
- 63/36 J. V. Davies, A. E. Pope, and H. A. Skinner, *Trans. Faraday Soc.* **59**, 2233–2242 (1963).
- 63/37 W. F. Lautsch, A. Tröber, W. Zimmer, L. Mehner, W. Linck, H. M. Lehman, H. Brandenberger, H. Korner, H.-J. Metschker, K. Wagner, and R. Kaden, *Z. Chem.* **3**, 415–421 (1963).
- 63/38 J. L. Hales, J. D. Cox, and E. B. Lees, *Trans. Faraday Soc.* **59**, 1544–1554 (1963).
- 63/39 E. A. V. Ebsworth and S. G. Frankiss, *J. Chem. Soc.* 661–665 (1963).
- 63/40 J. V. Urenovitch and A. G. MacDiarmid, *J. Chem. Soc.* 1091–1095 (1963).
- 63/41 H. J. Emeleus and N. Welcman, *J. Chem. Soc.* 1268–1271 (1963).
- 63/42 H. J. Emeleus and A. Haas, *J. Chem. Soc.* 1272–1275 (1963).

- 63/43 D. C. Abercromby and P. F. Tiley, *J. Chem. Soc.* 4902–4903 (1963).
- 63/44 E. Amberger and H. Boeters, *Z. Naturforsch.* **18B**, 157 (1963); *Chem. Abstracts* **59**, 5194g (1963).
- 63/45 G. Pass and H. L. Roberts, *Inorg. Chem.* **2**, 1016–1019 (1963).
- 63/46 M. M. Fein, J. Bobinski, N. Mayes, N. Schwartz, and M. S. Cohen, *Inorg. Chem.* **2**, 1111–1115 (1963).
- 1964**
- 64/1 J. V. Enstein, L. I. Duronina, and A. S. Pashinkin, *Zh. Prikl. Khim.* **37**, 2543–2545 (1964).
- 64/2 A. V. Kletskii, *Inzh. Fiz. Zh. Akad. Nauk. Bel'drussk. SSR* **7**, 40–43 (1964).
- 64/3 G. Fisher and A. S. Buchanan, *Aust. J. Chem.* **17**, 481 (1964).
- 64/4 L. K. Peterson and A. B. Burg, *J. Am. Chem. Soc.* **86**, 2587–2591 (1964).
- 64/5 G. Geiseler and W. Konig, *Z. Physik. Chem. (Leipzig)* **227**, 81–90 (1964).
- 64/6 K. P. Murphy, *J. Chem. Eng. Data* **9**, 259–260 (1964).
- 64/7 A. N. Gubkov, N. A. Fermor, and N. I. Smirnov, *Zh. Prikl. Khim.* **37**, 2204–2210 (1964).
- 64/8 A. Capkova and V. Fried, *Coll. Czech. Chem. Commun.* **29**, 336–340 (1964).
- 64/9 N. N. Sevrugova, V. A. Sokorskii, and N. M. Zhavoronkov, *Zh. Prikl. Khim. (Leningrad)* **37**, 1989–1993 (1964).
- 64/10 N. A. Goldberg, V. A. Gorbushchenkov, and Z. G. Teplova, *Zh. Prikl. Khim.* **37**, 745–747 (1964).
- 64/11 E. G. Mangalin, *Khim. Prom.* **4**, 304–306 (1964).
- 64/12 D. W. Morecroft, *J. Chem. Eng. Data* **9**, 488–490 (1964).
- 64/13 A. Rose and V. Schrod, *J. Chem. Eng. Data* **9**, 12–16 (1964).
- 64/14 R. Handley, D. Harrop, J. F. Martin, and C. H. S. Sprake, *J. Chem. Soc.* 4404–4406 (1964).
- 64/15 D. Ambrose and R. Townsend, *Trans. Faraday Soc.* **60**, 1025–1029 (1964).
- 64/16 C. R. Patrick and G. S. Prosser, *Trans. Faraday Soc.* **60**, 700–704 (1964).
- 64/17 H. Mackle and R. T. B. McClean, *Trans. Faraday Soc.* **60**, 817–821 (1964).
- 64/18 L. C. Duncan and G. H. Cady, *Inorg. Chem.* **3**, 850–852 (1964).
- 64/19 L. C. Duncan and G. H. Cady, *Inorg. Chem.* **3**, 1045–1047 (1964).
- 64/20 Yu. Kh. Shaulov, V. S. Tubyanskaya, E. V. Evstegneeva, and G. O. Shmyreva, *Russ. J. Phys. Chem.* **38**, 967–970 (1964).
- 64/21 L. A. Serafimov, V. S. Timofeev, M. P. Strukova, and S. V. L'vov, *Russ. J. Phys. Chem.* **38**, 1018–1019 (1964).
- 64/22 C. T. Ratcliffe and J. M. Shreeve, *Inorg. Chem.* **3**, 631–633 (1964).
- 64/23 N. S. Berman, C. W. Larkam, and J. J. McKetta, *J. Chem. Eng. Data* **9**, 218–219 (1964).
- 64/24 V. Kliment, V. Fried, and J. Pick, *Collect. Czech. Chem. Commun.* **29**, 2008–2015 (1964).
- 64/25 F. S. Fawcett and R. D. Lipscomb, *J. Am. Chem. Soc.* **86**, 2576–2579 (1964).
- 64/26 W. D. Good, J. L. Lacina, B. L. De Prater, and J. P. McCullough, *J. Phys. Chem.* **68**, 579–586 (1964).
- 64/27 J. L. Bills and F. A. Cotton, *J. Phys. Chem.* **68**, 806–810 (1964).
- 64/28 A. E. Pope and H. A. Skinner, *Trans. Faraday Soc.* **60**, 1404–1407 (1964).
- 64/29 B. J. Aylett and L. K. Peterson, *J. Chem. Soc.* 3429–3436 (1964).
- 64/30 R. G. Cavell, *J. Chem. Soc.* 1992–1995 (1964).
- 64/31 R. G. Cavell and H. J. Emeleus, *J. Chem. Soc.* 5825–5832 (1964).
- 64/32 R. G. Cavell and H. J. Emeleus, *J. Chem. Soc.* 5896–5897 (1964).
- 64/33 H. Mackle and P. A. G. O'Hare, *Trans. Faraday Soc.* **60**, 506–509 (1964).
- 1965**
- 65/1 S. J. Price and M. G. Jacko, *Can. J. Chem.* **43**, 3481–3482 (1965).
- 65/2 W. E. Putnam, D. M. McEachern, and J. E. Kiplatrck, *J. Chem. Phys.* **42**, 749–755 (1965).
- 65/3 I. Mertl and J. Polak, *Collect. Czech. Chem. Commun.* **30**, 3526–3528 (1965).
- 65/4 I. I. Serebryannaya and S. Sh. Byk, *Khim. Prom.* **23**, 828–829 (1965).
- 65/5 L. A. McDougall and J. E. Kilpatrick, *J. Chem. Phys.* **42**, 2311–2321 (1965).
- 65/6 I. V. Kudryashov and R. I. Savechenko, *Izv. Vysh. Ucheb. Zav. Khim. Khim. Tekhnol.* **8**, 602 (1965).
- 65/7 R. R. Collerson, J. F. Counsell, R. Handley, J. F. Martin, and C. H. S. Sprake, *J. Chem. Soc.* 3697–3700 (1965).
- 65/8 D. R. Douslin and A. Osborn, *J. Sci. Instrum.* **42**, 369–373 (1965).
- 65/9 A. N. Marinichev and M. P. Susarev, *Zh. Prikl. Khim.* **38**, 378–383 (1965).
- 65/10 N. V. Lutugina, V. N. Kolbina, and L. I. Reshetova, *Zh. Prikl. Khim.* **38**, 1541–1546 (1965).
- 65/11 P. A. Naro, *J. Chem. Eng. Data* **10**, 86 (1965).
- 65/12 I. Wadso, *Acta Chem. Scand.* **19**, 1079–1087 (1965).
- 65/13 R. E. Rondeau and L. A. Harrah, *J. Chem. Eng. Data* **10**, 84–85 (1965).
- 65/14 H. L. Finke, I. A. Hossenlopp, and W. T. Berg, *J. Phys. Chem.* **69**, 3030–3031 (1965).
- 65/15 M. Davies and B. Kybett, *Trans. Faraday Soc.* **61**, 1608–1617 (1965).
- 65/16 J. F. Counsell, J. L. Hales, and J. F. Martin, *Trans. Faraday Soc.* **61**, 1869–1875 (1965).
- 65/17 J. Linek, V. Fried, and J. Pick, *Collect. Czech. Chem. Commun.* **30**, 1358–1365 (1965).
- 65/18 R. Nofle and G. H. Cady, *Inorg. Chem.* **4**, 1010–1012 (1965).
- 65/19 J. M. Shreeve, L. C. Duncan, and G. H. Cady, *Inorg. Chem.* **4**, 1516–1517 (1965).
- 65/20 L. A. Nisel'son and I. I. Lapius, *Russ. J. Phys. Chem.* **39**, 80–83 (1965).
- 65/21 I. G. Gakh and E. P. Babin, *Russ. J. Phys. Chem.* **39**, 924 (1965).
- 65/22 L. A. Nisel'son and I. I. Lapidus, *Russ. J. Phys. Chem.* **39**, 931–932 (1965).
- 65/23 G. W. Fraser and J. M. Shreeve, *Inorg. Chem.* **4**, 1497–1498 (1965).
- 65/24 H. Kilian and H. J. Bittrich, *Z. Phys. Chem.* **230**, 383 (1965).
- 65/25 J. Heinrich, J. Surovy, and J. Dojcansky, *Chem. Zvesti* **19**, 462–464 (1965).
- 65/26 J. Linek, V. Fried, and J. Pick, *Collect. Czech. Chem. Commun.* **30**, 1358–1365 (1965).
- 65/27 Yu. Kh. Shaulov, G. O. Schmyreva, and V. S. Tubyanskaya, *Zh. Fiz. Khim.* **39**, 105–109 (1965).
- 65/28 H. S. Hull, A. F. Reid, and A. G. Turnbull, *Austr. J. Chem.* **18**, 249–252 (1965).
- 65/29 B. J. Aylett and L. K. Peterson, *J. Chem. Soc.* 4043–4048 (1965).
- 1966**
- 66/1 A. W. Laubengayer and C. W. J. Scaife, *J. Chem. Eng. Data* **11**, 172–174 (1966).
- 66/2 I. Wadso, *Acta Chem. Scand.* **20**, 544–552 (1966).
- 66/3 T. R. Bott and H. N. Adler, *J. Chem. Eng. Data* **11**, 25–30 (1966).
- 66/4 W. H. Mears, E. Rosenthal, and J. V. Sinka, *J. Chem. Eng. Data* **11**, 338–342 (1966).
- 66/5 A. N. Osborn and D. R. Douslin, *J. Chem. Eng. Data* **11**, 502–509 (1966).
- 66/6 N. E. Miller, M. D. Murphy, and D. L. Reznicek, *Inorg. Chem.* **5**, 1832–1834 (1966).
- 66/7 G. Geiseler, J. Fruwert, and R. Huetting, *Chem. Ber.* **99**, 1594–1601 (1966).
- 66/8 A. P. Kudchadker and B. J. Zwolinski, *J. Chem. Eng. Data* **11**, 253–255 (1966).
- 66/9 H. L. Morris, M. Tamres, and S. Searles, *Inorg. Chem.* **5**, 2156–2160 (1966).
- 66/10 W. D. Good and B. L. DePrater, *J. Phys. Chem.* **70**, 3606–3609 (1966).
- 66/11 F. D. Evans and P. F. Tiley, *J. Chem. Soc. B* 134–136 (1966).
- 66/12 E. F. Meyer and R. E. Wagner, *J. Phys. Chem.* **70**, 3162–3168 (1966).
- 66/13 M. F. Zimmer, R. A. Robb, and G. A. Carpenter, *J. Chem. Eng. Data* **11**, 577–579 (1966).

- 66/14 V. A. Branzhan, S. V. Semenenko, and O. G. Kirillova, *Zh. Prikl. Khim.* **39**, 1399–1403 (1966); *Chem. Abstracts* **65**, 9820f (1966).
- 66/15 D. D. DesMarteau and G. H. Cady, *Inorg. Chem.* **5**, 169–171 (1966).
- 66/16 M. Abedini and A. G. MacDiarmid, *Inorg. Chem.* **5**, 2040–2042 (1966).
- 66/17 J. J. Delfino and J. M. Shreeve, *Inorg. Chem.* **5**, 308–309 (1966).
- 66/18 B. L. Earl, B. K. Hill, and J. M. Shreeve, *Inorg. Chem.* **5**, 2184–2186 (1966).
- 66/19 B. Börjesson, Y. Nakase, and S. Sunner, *Acta Chem. Scand.* **20**, 803–810 (1966).
- 66/20 D. C. Bradley and M. J. Hillyer, *Trans. Faraday Soc.* **62**, 2374–2381 (1966).
- 66/21 R. C. Dobbie, *J. Chem. Soc. A* 1555–1556 (1966).
- 66/22 A. E. Beezer and C. T. Mortimer, *J. Chem. Soc. A* 514–516 (1966).
- 66/23 M. A. Ring, H. E. O'Neal, A. H. Kadhim, and F. Jappe, *J. Organomet. Chem.* **5**, 124–129 (1966).
- 66/24 D. J. Coleman and H. A. Skinner, *Trans. Faraday Soc.* **62**, 1721–1755 (1966).
- 66/25 V. I. Tel'noi and I. B. Rabinovich, *Russ. Zh. Fiz. Khim.* **40**, 1556–1563 (1966).
- 66/26 G. Gattow and M. Dräger, *Z. Anorg. Allg. Chem.* **343**, 232–243 (1966).
- 66/27 A. Finch, P. J. Gardner, and E. J. Pearn, *Trans. Faraday Soc.* **62**, 1072–1081 (1966).
- 66/28 A. A. Zalykin and Yu. A. Strepikheev, *J. Appl. Chem. USSR* **39**, 2448 (1966).
- 66/29 G. P. Luchinskii, *Zh. Fiz. Khim.* **40**, 593–598 (1966).
- 66/30 I. Holeci, *Chem. Prumysl* **16**, 267–270 (1966).
- 66/31 D. H. Brown, G. W. Fraser, and D. W. A. Sharp, *J. Chem. Soc. A* 171–174 (1966).
- 66/32 R. C. Dobbie and H. J. Emeleus, *J. Chem. Soc. A* 933–936 (1966).
- 66/33 H. J. Emeleus and T. Onak, *J. Chem. Soc. A* 1291–1292 (1966).
- 66/34 J. L. Carson, R. C. Stewart, and A. G. Williamson, *J. Chem. Eng. Data* **11**, 231–233 (1966).
- 66/35 M. Mansson and S. Sunner, *Acta Chem. Scand.* **20**, 845–848 (1966).
- 1967**
- 67/1 A. Finch, P. J. Gardner, E. J. Pearn, and G. B. Watts, *Trans. Faraday Soc.* **63**, 1880–1888 (1967).
- 67/2 P. M. Christopher and A. Shilman, *J. Chem. Eng. Data* **12**, 333–335 (1967).
- 67/3 J. Murto and A. Kivinen, *Suomen Kemistil. B* **40**, 258–264 (1967).
- 67/4 A. C. Meeks and I. J. Goldfarb, *J. Chem. Eng. Data* **12**, 196 (1967).
- 67/5 E. L. Pace and A. C. Plaush, *J. Chem. Phys.* **47**, 38–43 (1967).
- 67/6 K. H. Goebel, J. Schaffenger, and G. Opel, *Chem. Tech.* **19**, 307–308 (1967).
- 67/7 R. L. Shak, *J. Chem. Eng. Data* **12**, 474–480 (1967).
- 67/8 A. Finch, P. J. Gardner, and G. B. Watts, *Trans. Faraday Soc.* **63**, 1603–1607 (1967).
- 67/9 A. C. Plaush and E. L. Pace, *J. Chem. Phys.* **47**, 44–48 (1967).
- 67/10 H. C. Van Ness, C. A. Soczek, G. L. Peloquin, and R. L. Machado, *J. Chem. Eng. Data* **12**, 217–223 (1967).
- 67/11 M. Haccuria and M. P. Mathieu, *Ind. Chim. Belg.* **32**, 165–167 (1967).
- 67/12 H. A. Berman and E. D. West, *J. Chem. Eng. Data* **12**, 197–199 (1966).
- 67/13 W. A. Van Hook, *J. Chem. Phys.* **46**, 1907–1918 (1967).
- 67/14 A. B. Kletshii and L. E. Petric, *Zh. Fiz. Khim.* **41**, 1183–1184 (1967).
- 67/15 G. A. Crowder, Z. H. Taylor, T. M. Reed, and J. A. Young, *J. Chem. Eng. Data* **12**, 481–485 (1967).
- 67/16 E. F. Westrum and A. Ribner, *J. Phys. Chem.* **71**, 1216–1224 (1967).
- 67/17 I. I. Konstantinov, E. Z. Zhuravlev, and Z. G. Teplova, *Zh. Prikl. Khim.* **40**, 1084–1087 (1967).
- 67/18 N. V. Ermakov and V. P. Skripov, *Zh. Fiz. Khim.* **41**, 77–81 (1967).
- 67/19 D. W. Scott, W. T. Berg, I. A. Hossenlopp, W. N. Hubbard, J. F. Messerly, S. S. Todd, D. R. Douslin, J. P. McCullough, and G. Waddington, *J. Phys. Chem.* **71**, 2263–2270 (1967).
- 67/20 A. Ribner and E. F. Westrum, Jr., *J. Phys. Chem.* **71**, 1208–1215 (1967).
- 67/21 A. J. B. Cruickshank and A. J. B. Cutler, *J. Chem. Eng. Data* **12**, 326–329 (1967).
- 67/22 M. M. Omar, *J. Chem. Soc. C* 2038–2040 (1967).
- 67/23 D. Reedy and G. Urry, *Inorg. Chem.* **6**, 2117–2118 (1967).
- 67/24 L. L. Lapidus, L. A. Nisel'son, and A. A. Karateeva, *Russ. J. Phys. Chem.* **41**, 241–243 (1967).
- 67/25 E. A. Miroshnichenko, Yu. A. Lebedev, S. A. Shevelev, V. I. Gulevskaya, A. A. Fainzil'berg, and A. Ya. Apin, *Russ. J. Phys. Chem.* **41**, 783–785 (1967).
- 67/26 Yu. V. Golubkov, I. I. Lapidus, and L. A. Nisel'son, *Russ. J. Phys. Chem.* **41**, 1122–1123 (1967).
- 67/27 T. M. Lesteva, S. K. Ogorodnikov, and A. I. Morozova, *Zh. Prikl. Khim. (Leningrad)* **40**, 891–894 (1967).
- 67/28 M. Lustig, *Inorg. Chem.* **6**, 1064–1065 (1967).
- 67/29 M. L. Anderson and R. N. Hammer, *J. Chem. Eng. Data* **12**, 442–447 (1967).
- 67/30 V. Fried, P. Gallant, and G. B. Schneier, *J. Chem. Eng. Data* **12**, 504–508 (1967).
- 67/31 O. Glemser, U. Biermann, and M. Fild, *Chem. Ber.* **100**, 1082–1086 (1967).
- 67/32 N. K. Smith and W. D. Good, *J. Chem. Eng. Data* **12**, 570–572 (1967).
- 67/33 S. Pawlenko, *Chem. Ber.* **100**, 3591–3598 (1967).
- 67/34 J. C. Baldwin, M. F. Lappert, J. B. Pedley, and J. A. Treverton, *J. Chem. Soc. A* 1980–1984 (1967).
- 67/35 S. M. Danov and Yu. D. Golubev, *Tr. Khim. Khim. Tekhnol.* **52–55** (1967); *Chem. Abstracts* **68**, 95253a (1968).
- 67/36 T. L. Charlton and R. G. Cavell, *Inorg. Chem.* **6**, 2204–2208 (1967).
- 67/37 K. Pihlaja and J. Heikkila, *Acta Chem. Scand.* **21**, 2430–2434 (1967).
- 67/38 M. Hirata and S. Suda, *Kagaku Kogaku* **31**, 339–342 (1967).
- 67/39 J. L. Hales, E. B. Lees, and D. Ruxton, *J. Trans. Faraday Soc.* **63**, 1876–1879 (1967).
- 67/40 B. J. Aylett and J. M. Campbell, *Inorg. Nucl. Chem. Letters* **3**, 137–139 (1967).
- 67/41 V. R. Paetzold, R. Kurze, and G. Engelhardt, *Z. Anorg. Allgem. Chem.* **353**, 62–71 (1967).
- 67/42 M. P. Edejer and G. Thodos, *J. Chem. Eng. Data* **12**, 206–209 (1967).
- 1968**
- 68/1 I. Wadso, *Acta Chem. Scand.* **22**, 2438–2444 (1968).
- 68/2 E. L. Cherkasskaya, A. M. Tur, Z. F. Petrenkova, and V. I. Lyubomilov, *Zh. Prikl. Khim.* **41**, 2553–2554 (1968).
- 68/3 F. Gopal and S. A. Rizvi, *J. Indian Chem. Soc.* **45**, 13–16 (1968).
- 68/4 A. G. Osborn and D. R. Douslin, *J. Chem. Eng. Data* **13**, 534–537 (1968).
- 68/5 P. F. Malbrunot, P. A. Meunier, G. M. Scatena, W. H. Mears, K. P. Murphy, and J. V. Sinka, *J. Chem. Eng. Data* **13**, 16–21 (1968).
- 68/6 W. J. Gaw and F. L. Swinton, *Trans. Faraday Soc.* **64**, 637–647 (1968).
- 68/7 E. Z. Zhuravlev and I. I. Konstantinov, *Zh. Prikl. Khim.* **41**, 1170–1172 (1968).
- 68/8 J. O. Hill and I. Wadso, *Acta Chem. Scand.* **22**, 1590–1594 (1968).
- 68/9 E. Morawetz, *Acta Chem. Scand.* **22**, 1509–1531 (1968).
- 68/10 D. Ambrose, *J. Chem. Soc.* 1381–1383 (1968).
- 68/11 L. Fowler, W. N. Trump, and C. E. Vogler, *J. Chem. Eng. Data* **13**, 209–210 (1968).
- 68/12 E. E. Baroody, G. A. Carpenter, R. A. Robb, and M. F. Zimmer, *J. Chem. Eng. Data* **13**, 215–217 (1968).
- 68/13 I. I. Lapidus and L. A. Nisel'son, *Russ. J. Phys. Chem.* **42**, 733–734 (1968).
- 68/14 Yu. Ya. Maksimov, *Russ. J. Phys. Chem.* **42**, 1550–1552 (1968).

- 68/15 C. Ratcliffe and J. M. Shreeve, *J. Am. Chem. Soc.* **90**, 5403–5408 (1968).
- 68/16 R. V. Kachalova and M. S. Nemcov, *Zh. Prikl. Khim. (Leningrad)* **41**, 2315–2319 (1968).
- 68/17 R. D. Place and S. M. Williamson, *J. Am. Chem. Soc.* **90**, 2550–2556 (1968).
- 68/18 N. Welcman and M. Wulf, *Israel J. Chem.* **6**, 37–41 (1968).
- 68/19 M. Mansson, Y. Nakase, and S. Sunner, *Acta Chem. Scand.* **22**, 171–174 (1968).
- 68/20 D. P. Baccanari, J. A. Novinski, Y.-C. Pan, M. M. Yevitz, and H. A. Swain, Jr., *Trans. Faraday Soc.* **64**, 1201–1205 (1968).
- 68/21 O. Glemser and S. P. von Halasz, *Z. Naturforsch.* **23B**, 743–745 (1968).
- 68/22 O. Glemser, S. P. von Halasz, and U. Biermann, *Z. Naturforsch.* **23B**, 1381–1382 (1968).
- 68/23 W. J. Gaw and F. L. Swinton, *Trans. Faraday Soc.* **64**, 2023–2034 (1968).
- 68/24 V. V. Kushchenko and K. Mishchenko, *P. Zh. Prikl. Khim.* **41**, 646–648 (1968); *Chem. Abstracts* **68**, 117314a (1968).
- 68/25 B. M. Kuadzhe, G. P. Ustyugov, and A. A. Kudryavtsev, *Tr. Mosk. Khim. Tekhnol. Inst.* **58**, 27–28 (1968); *Chem. Abstracts* **71**, 6728 (1969).
- 68/26 R. J. L. Andon, J. F. Counsell, J. L. Hales, E. B. Lees, and J. F. Martin, *J. Chem. Soc.* 2357–2361 (1968).
- 68/27 L. A. Nisel'son, R. K. Nikolaev, T. D. Sokolova, V. I. Stolyarov, and Yu. M. Korolev, *Izv. Sib. Otd. Akad. Nauk. SSSR, Ser. Khim. Nauk* 109–114 (1968); *Chem. Abstracts* **69**, 69834s (1969).
- 68/28 G. Geiseler and J. Hoffmann, *Z. Phys. Chem. (Frankfurt am Main)* **57**, 318–330 (1968).
- 68/29 M. Cihova, J. Vojtko, and M. Hrusovsky, *Zb. Pr. Chemickotechnol. Fak. SVST (Slov. Vys. SK. Tech.)* 135–138 (1968); *Chem. Abstracts* **72**, 136676u (1970).
- 68/30 W. B. Fox, J. S. MacKenzie, E. R. McCarthy, J. R. Holmes, R. F. Stahl, and R. Juurik, *Inorg. Chem.* **7**, 2064–2067 (1968).
- 68/31 A. S. Khorevskaya and S. Sh. Byk, *Zh. Prikl. Khim. (Leningrad)* **41**, 2566–2568 (1968); *Chem. Abstracts* **70**, 61317a (1969).
- 1969**
- 69/1 Zh. V. Davydova, I. A. Makolkin, and P. S. Bataev, *Zh. Obshch. Khim.* **39**, 1668–1669 (1969).
- 69/2 I. Wadso, *Acta Chem. Scand.* **23**, 2061–2064 (1969).
- 69/3 J. A. Devore and H. E. O'Neal, *J. Phys. Chem.* **73**, 2644–2648 (1969).
- 69/4 M. A. Soulie, P. Goursot, A. Peneloux, and J. Metzger, *J. Chim. Phys. Physicochim. Biol.* **66**, 603–606 (1969).
- 69/5 R. H. Kemme and S. I. Kreps, *J. Chem. Eng. Data* **14**, 98–102 (1969).
- 69/6 J. H. Smith and E. L. Pace, *J. Phys. Chem.* **73**, 4232–4236 (1969).
- 69/7 B. G. Rueben, *J. Chem. Eng. Data* **14**, 235–236 (1969).
- 69/8 T. M. Lesteva, A. I. Morozova, V. I. Morozova, S. K. Ogorodnikov, and T. M. Tyvina, *Zh. Prikl. Khim.* **42**, 533–538 (1969).
- 69/9 T. J. V. Findlay, *J. Chem. Eng. Data* **14**, 229–231 (1969).
- 69/10 G. C. Calero, M. M. Valle, and C. G. Losa, *Rev. Acad. Cienc. Fis. Quim. Nat. Zaragoza* **24**, 137–158 (1969).
- 69/11 A. L. Woodman and A. Adicoff, *J. Chem. Eng. Data* **14**, 479–480 (1969).
- 69/12 A. G. Osborn and D. R. Douslin, *J. Chem. Eng. Data* **14**, 208–209 (1969).
- 69/13 R. J. Sheehan and S. H. Langer, *J. Chem. Eng. Data* **14**, 248–250 (1969).
- 69/14 J. Konicek, M. Prochazka, V. Krestanova, and M. Smisek, *Collect. Czech. Chem. Commun.* **34**, 2249–2257 (1969).
- 69/15 J. Cidlinsky and J. Polak, *Collect. Czech. Chem. Commun.* **34**, 1317–1321 (1969).
- 69/16 F. Franks and B. Watson, *Trans. Faraday Soc.* **65**, 2339–2349 (1969).
- 69/17 N. G. Krokhin, *Russ. J. Phys. Chem.* **43**, 1342–1343 (1969).
- 69/18 M. Mansson, *J. Chem. Thermodyn.* **1**, 141–151 (1969).
- 69/19 I. Brown, W. Fock, and F. Smith, *J. Chem. Thermodyn.* **1**, 273–291 (1969).
- 69/20 S. M. Danov, V. B. Matin, P. V. Jefremov, and N. K. Slashtshina, *Zh. Fiz. Khim.* **43**, 733–736 (1969); *Chem. Abstracts* **71**, 6729g (1969).
- 69/21 J. Vojtko, M. Cihova, and M. Hrusovsky, *Zb. Pr. Chem.-Tech. Fak. Svst.* **179** (1969/1970); *Chem. Abstracts* **76**, 76492b (1972).
- 69/22 O. Glemser and S. P. Von Halasz, *Inorg. Nucl. Chem. Lett.* **5**, 393–398 (1969).
- 69/23 R. Lamantine and R. Perrin, *Bull. Soc. Chim. France* 443–445 (1969).
- 69/24 H. Mackle, D. V. McNally, and W. V. Steele, *Trans. Faraday Soc.* **65**, 2060–2068 (1969).
- 69/25 S. Meszaros, *Period. Poltech. Chem. Eng. (Budapest)* **13**, 79–88 (1969); *Chem. Abstracts* **72**, 66308z (1970).
- 69/26 O. Glemser, R. Mews, and H. W. Roesky, *J. Chem. Soc., Chem. Commun.* **914**, (1969).
- 69/27 Y. K. Shaulov, A. K. Federov, and V. G. Genchel, *Zh. Fiz. Khim.* **185**, 1336–1337 (1969).
- 69/28 J. E. Sicre, J. T. Dubois, K. J. Eisentraut, and R. E. Sievers, *J. Am. Chem. Soc.* **91**, 3476–3481 (1969).
- 69/29 M. A. Soulie, P. Goursot, A. Peneloux, and J. Metzger, *J. Chim. Phys. Physicochim. Biol.* **66**, 607–610 (1969).
- 69/30 M. Ya. Agarunov and S. N. Hajiev, *Dokl. Akad. Nauk. SSSR* **185**, 221 (1969).
- 69/31 T. Melia and R. Merrifield, *J. Appl. Chem. (London)* **19**, 79–82 (1969).
- 69/32 J. Mason, *J. Chem. Soc. A* 1587–1592 (1969).
- 69/33 B. J. Aylett and M. J. Hakim, *J. Chem. Soc. A* 800–803 (1969).
- 69/34 B. J. Aylett and M. J. Hakim, *J. Chem. Soc. A* 636–638 (1969).
- 69/35 B. J. Aylett and M. J. Hakim, *J. Chem. Soc. A* 639–642 (1969).
- 69/36 B. J. Aylett and J. M. Campbell, *J. Chem. Soc. A* 1910–1916 (1969).
- 69/37 B. J. Aylett and J. M. Campbell, *J. Chem. Soc. A* 1916–1920 (1969).
- 69/38 B. J. Aylett, J. M. Campbell, and A. Walton, *J. Chem. Soc. A* 2110–2113 (1969).
- 69/39 R. D. George and K. M. Mackay, *J. Chem. Soc. A* 2122–2126 (1969).
- 1970**
- 70/1 A. J. Valerga, *Dissertation Abstracts* **31**, 3316-B (1970–1971).
- 70/2 D. Ambrose and C. H. S. Sprake, *J. Chem. Thermodyn.* **2**, 631–645 (1970).
- 70/3 J. Polak, S. Murakami, V. T. Lam, and G. C. Benson, *J. Chem. Eng. Data* **15**, 323–328 (1970).
- 70/4 D. Ambrose, J. F. Counsell, and A. J. Davenport, *J. Chem. Thermodyn.* **2**, 283–294 (1970).
- 70/5 E. D. Smith and W. L. Thornsberry, *J. Chem. Eng. Data* **15**, 296–297 (1970).
- 70/6 R. M. Varushchenko, N. A. Belikova, S. M. Skuratov, and A. F. Plate, *Zh. Fiz. Khim.* **44**, 3022–3025 (1970).
- 70/7 D. N. Andreevskii and M. M. Brazhnikov, *Vestn. Beloruss. Univ.* **2**, 14–18 (1970); *Chem. Abstracts* **76**, 158651s (1972).
- 70/8 J. Konicek and I. Wadso, *Acta Chem. Scand.* **24**, 2612–2616 (1970).
- 70/9 R. J. Irving and I. Wadso, *Acta Chem. Scand.* **24**, 589–593 (1970).
- 70/10 G. A. Carpenter, M. F. Zimmer, E. E. Baroody, and R. A. Robb, *J. Chem. Eng. Data* **15**, 150–153 (1970).
- 70/11 W. D. Good and R. T. Moore, *J. Chem. Eng. Data* **15**, 150–153 (1970).
- 70/12 A. K. Goncharov, M. Kh. Karapet'yants, and G. M. Kol'yakova, *Russ. J. Phys. Chem.* **44**, 466–467 (1970).
- 70/13 J. E. Smith and G. H. Cady, *Inorg. Chem.* **9**, 1293–1294 (1970).
- 70/14 J. Dykyj and A. Vanko, *Petrochemica* **10**, 3–22 (1970).
- 70/15 L. M. Zaborowski and J. M. Shreeve, *J. Am. Chem. Soc.* **92**, 3665–3668 (1970).
- 70/16 J. Dykyj, *Petrochemica* **10**, 51–59 (1970); 123–146 (1970); **10**, 187–206 (1970).
- 70/17 K. Kusano and I. Wadso, *Acta Chem. Scand.* **24**, 2037–2042 (1970).
- 70/18 P. Sellers, *J. Chem. Thermodyn.* **2**, 211–219 (1970).

- 70/19 D. Harrop, A. J. Head, and G. B. Lewis, *J. Chem. Thermodyn.* **2**, 203–210 (1970).
- 70/20 J. F. Counsell, J. O. Fenwick, and E. B. Lees, *J. Chem. Thermodyn.* **2**, 367–372 (1970).
- 70/21 M. Prochazka, V. Krestanova, J. Konicek, and M. Smisek, *Collect. Czech. Chem. Commun.* **35**, 727–732 (1970).
- 70/22 E. Koizumi and S. Ouchi, *Nippon Kagaku Zasshi* **91**, 501–503 (1970).
- 70/23 D. W. Scott, *J. Chem. Thermodyn.* **2**, 833–837 (1970).
- 70/24 O. Eisen and A. Orav, *Eesti Tead. Akad. Toim., Keem. Geol.* **19**, 202–205 (1970).
- 70/25 A. J. Valerja and J. E. Kilpatrick, *J. Chem. Phys.* **52**, 4545–4549 (1970).
- 70/26 A. B. Burg and D.-K. Kang, *J. Am. Chem. Soc.* **92**, 1901–1908 (1970).
- 70/27 S. P. Von Halasz and O. Glemser, *Chem. Ber.* **103**, 553–560 (1970).
- 70/28 J. Vojtko, M. Cihova, and M. Hrusovsky, *Chem. Zvesti* **24**, 173–176; *Chem. Abstracts* **74**, 46115x (1971).
- 70/29 A. Finch, P. J. Gardner, P. McNamara, and G. R. Wellum, *J. Chem. Soc. A* 3339–3345 (1970).
- 70/30 S.-J. Chang, D. McNally, S. Sharry-Tehrany, M. J. Hickey, and R. H. Boyd, *J. Am. Chem. Soc.* **92**, 3109–3118 (1970).
- 70/31 J. D. Cox and G. Pilcher, *Thermochemistry of Organic and Organometallic Compounds* (Academic, London, 1970).
- 70/32 Y. K. Shaulov, A. K. Federov, G. Y. Zueva, G. V. Borisuyuk, and V. G. Genchen, *Russ. J. Phys. Chem.* **44**, 1181–1182 (1970); *Zh. Fiz. Khim.* **44**, 2081–2083; *Chem. Abstracts* **74**, 7230m (1971).
- 70/33 M. G. Barlow, R. N. Haszeldine, and R. Hubbard, *J. Chem. Soc. C* 1232–1237 (1970).
- 70/34 F. I. Mullayanov, G. V. Galagan, M. F. Buz'ko, Yu. V. Churkin, and A. A. Shiryayeva, *Tr. Nauch-Issled. Inst. Neftekhim. Proizvod.* 95–97 (1970); *Chem. Abstracts* **74**, 91930v (1971).
- 70/35 A. K. Baev, *Obshch. Prikl. Khim.* 146–160 (1970); *Chem. Abstracts* **74**, 91934z (1971).
- 70/36 V. D. Moisev and N. D. Antonova, *Zh. Fiz. Khim.* **44**, 2912–2913 (1970); *Chem. Abstracts* **69**, 80487e (1971).
- 70/37 V. B. Sokolov, M. Kh. Karapet'yants, and A. K. Goncharov, *Tr. Mosk. Khim.-Tekhnol. Inst.* **67**, 37–39 (1970); *Chem. Abstracts* **75**, 122149z (1971).
- 70/38 P. Sellers, *Acta Chem. Scand.* **24**, 2453–2458 (1970).
- 1971**
- 71/1 J. K. Choi and M. J. Joncich, *J. Chem. Eng. Data* **16**, 87–90 (1971).
- 71/2 H. K. Hall, Jr. and J. H. Baldt, *J. Am. Chem. Soc.* **93**, 140–145 (1971).
- 71/3 C. Eon, C. Pommier, and G. Guiochon, *J. Chem. Eng. Data* **16**, 408–410 (1971).
- 71/4 E. F. Meyer, T. A. Renner, and K. S. Stec, *J. Phys. Chem.* **76**, 642–648 (1971).
- 71/5 K. Kusano and I. Wadso, *Acta Chem. Scand.* **25**, 219–224 (1971).
- 71/6 Yu. N. Matyushin, V. I. Pepekin, S. P. Golova, T. I. Godovikova, and L. I. Khmel'nitskii, *Bull. Acad. Sci. USSR, Div. Chem. Sci.* 162–164 (1971).
- 71/7 E. Morawetz, *Chem. Scripta* **1**, 103–111 (1971).
- 71/8 P. Sellers, *Acta Chem. Scand.* **25**, 2189–2193 (1971).
- 71/9 K. Kusano and I. Wadso, *Bull. Chem. Soc. Jpn.* **44**, 1705–1707 (1971).
- 71/10 N. D. Lebedeva, Yu. A. Katin, and G. Ya. Akhmedova, *Russ. J. Phys. Chem.* **45**, 1192–1193 (1971).
- 71/11 V. B. Sokolov, M. Kh. Karapet'yants, N. D. Rumyantseva, and V. A. Drozdov, *Russ. J. Phys. Chem.* **45**, 1332–1333 (1971).
- 71/12 A. K. Goncharov, M. Kh. Karapet'yants, and T. K. Gar, *Russ. J. Phys. Chem.* **45**, 104–105 (1971).
- 71/13 N. D. Lebedeva, Yu. A. Katin, and G. Ya. Akhmedova, *Russ. J. Phys. Chem.* **45**, 771–772 (1971).
- 71/14 A. K. Baev, V. V. Dem'yanchuk, G. Girzoev, G. I. Novikov, and N. E. Kolobova, *Russ. J. Phys. Chem.* **45**, 777–778 (1971).
- 71/15 V. E. Ditsent, I. I. Skorokhodov, N. A. Terent'eva, and M. N. Zolotareva, *Russ. J. Phys. Chem.* **45**, 901–902 (1971).
- 71/16 I. I. Skorokhodov, V. E. Ditsent, N. A. Terent'eva, and M. N. Zolotarev, *Russ. J. Phys. Chem.* **45**, 902 (1971).
- 71/17 F. Swindell, L. M. Zaborowski, and J. M. Shreeve, *Inorg. Chem.* **10**, 1635–1638 (1971).
- 71/18 R. A. De Marco and J. M. Shreeve, *Inorg. Chem.* **10**, 911–913 (1971).
- 71/19 L. M. Zaborowski and J. M. Shreeve, *Inorg. Chem.* **10**, 407–409 (1971).
- 71/20 D. T. Sauer and J. M. Shreeve, *Inorg. Chem.* **10**, 358–362 (1971).
- 71/21 J. Dykyj, *Petrochemia* **11**, 27–45 (1971).
- 71/22 Z. I. Geller, V. D. Simonov, M. V. Lyubarskii, E. A. Brakhfogel, L. M. Meizler, and I. A. Paramonov, *Izv. Uyssh. Ucheb. Zaved., Nept. Gaz* **7**, 71–74 (1971).
- 71/23 I. Mita, I. Imai, and I. Kambe, *Thermochimica Acta* **2**, 337–344 (1971).
- 71/24 L. A. Nisel'son, K. V. Tret'yakova, E. P. Paremuzov, and E. N. Torbina, *Izv. Akad. Nauk SSSR, Neorg. Mater.* **7**, 792–794 (1971); *Chem. Abstracts* **75**, 67746q (1971).
- 71/25 B. Ringner, S. Sunner, and H. Watanabe, *Acta Chem. Scand.* **25**, 141–146 (1971).
- 71/26 K. Pihlaja and M.-L. Tuomi, *Acta Chem. Scand.* **25**, 465–469 (1971).
- 71/27 J. Polak and G. C. Benson, *J. Chem. Thermodyn.* **3**, 235–242 (1971).
- 71/28 R. C. Wilhoit and B. J. Zwolinski, *Handbook of Vapor Pressures and Heats of Vaporization of Hydrocarbons and Related Compounds*, API 44-TRC (Publications in Science and Engineering, College Station, TX, 1971).
- 71/29 I. B. Rabinovich, E. G. Kiparisov, and Y. A. Aleksandrov, *Dokl. Akad. Nauk. SSSR* **200**, 1116–1118 (1971).
- 71/30 G. M. Kol'yakova, I. B. Rabinovich, and N. S. Vyazankin, *Dokl. Akad. Nauk. SSSR* **200**, 111–113 (1971).
- 71/31 P. Sellers, *Acta Chem. Scand.* **25**, 2099–2102 (1971).
- 71/32 I. E. Nakhutin, N. M. Smirnova, V. I. Krivenko, and G. A. Loshakov, *Zh. Obshch. Khim.* **41**, 940–943 (1971); *Chem. Abstracts* **75**, 122154x (1971).
- 71/33 S. A. Voitkevich, M. M. Shchedrina, N. P. Solov'eva, and T. A. Rudol'fi, *Maslo-Zhir. Prom.* **37**, 27–30 (1971).
- 71/34 D. T. Sauer and J. M. Shreeve, *J. Fluorine Chem.* **1**, 1–11 (1971).
- 71/35 D. W. Osborne, F. Schreiner, and H. Selig, *J. Chem. Phys.* **54**, 3790–3798 (1971).
- 71/36 W. D. Good and R. T. Moore, *J. Chem. Thermodyn.* **3**, 701–705 (1971).
- 71/37 F. E. Rodgers, *J. Phys. Chem.* **75**, 1734–1737 (1971).
- 1972**
- 72/1 M. Colomina, J. L. Laynez, R. Perez-Ossorio, and C. Turrión, *J. Chem. Thermodyn.* **4**, 499–506 (1972).
- 72/2 E. L. Pace and P. E. Hodge, *J. Chem. Thermodyn.* **4**, 441–447 (1972).
- 72/3 M. Mansson, *J. Chem. Thermodyn.* **4**, 865–871 (1972).
- 72/4 J. F. Counsell and D. A. Lee, *J. Chem. Thermodyn.* **4**, 915–917 (1972).
- 72/5 R. Prydz and R. D. Goodwin, *J. Chem. Thermodyn.* **4**, 123–127 (1972).
- 72/6 T. Boublik and K. Aim, *Collect. Czech. Chem. Commun.* **37**, 3513 (1972).
- 72/7 R. M. Varuschenko and A. I. Druzhinina, *Zh. Fiz. Khim.* **46**, 1313 (1972).
- 72/8 G. Jakli and W. A. Van Hook, *J. Chem. Thermodyn.* **4**, 857–864 (1972).
- 72/9 D. Ambrose, C. H. S. Sprake, and R. Townsend, *J. Chem. Thermodyn.* **4**, 247–254 (1972).
- 72/10 A. K. Goncharov and M. Kh. Karapet'yants, *Zh. Fiz. Khim.* **46**, 228–230 (1972).
- 72/11 W. D. Good, *J. Chem. Eng. Data* **17**, 158–162 (1972).
- 72/12 W. C. Neely and T. D. Hall, *J. Chem. Eng. Data* **17**, 294–295 (1972).

- 72/13 V. B. Sokolov, M. Kh. Karapet'yants, S. P. Kolesnikov, B. L. Perl'mutter, and O. M. Nefedov, Tr. Mosk. Khim.-Tekhnol. Inst. **71**, 6–7 (1972); Chem. Abstracts **80**, 100456y (1974).
- 72/14 V. B. Sokolov, G. P. Bragin, and M. Kh. Karapet'yants, Tr. Mosk. Khim.-Tekhnol. Inst. **71**, 8–9 (1972); Chem. Abstracts **80**, 100457z (1974).
- 72/15 G. P. Brajin, M. Kh. Karapet'yants, A. K. Goncharov, and G. M. Kol'yakova, Tr. Mosk. Khim.-Tekhnol. Inst. **71**, 10–12 (1972); Chem. Abstracts **80**, 100458a (1974).
- 72/16 V. E. Ditsent, I. I. Skorokhodov, N. A. Terent'eva, and M. N. Zolotareva, Russ. J. Phys. Chem. **46**, 317–318 (1972); Zh. Fiz. Khim. **46**, 544 (1972); Chem. Abstracts **77**, 9812p (1972).
- 72/17 E. A. Volchkova, D. D. Smol'yaminova, V. G. Genchel, I. L. Lopatkina, and Yu. Kh. Shaulova, Russ. J. Phys. Chem. **46**, 1053–1054 (1972).
- 72/18 R. H. T. Bleyerveld and W. Fieggen, Recl. Trav. Chim. Pays-Bas **91**, 477–482 (1972); Chem. Abstracts **76**, 145167p (1972).
- 72/19 V. E. Ditsent, I. I. Skorokhodov, N. A. Terent'eva, and M. N. Zolotareva, Russ. J. Phys. Chem. **46**, 1088 (1972); Zh. Fiz. Khim. **46**, 1887–1888 (1972); Chem. Abstracts **77**, 106168r (1972); **77**, 106166p (1972).
- 72/20 J. Dykyj, Petrochemia **12**, 13–31 (1972); **12**, 34–63 (1972).
- 72/21 R. F. Swindell and J. M. Shreeve, J. Am. Chem. Soc. **94**, 5713–5718 (1972).
- 72/22 S. G. Metcalf and J. M. Shreeve, Inorg. Chem. **11**, 1631–1634 (1972).
- 72/23 S. R. O'Neill and J. M. Shreeve, Inorg. Chem. **11**, 1629–1631 (1972).
- 72/24 R. F. Swindell, D. P. Babb, T. J. Ouellette, and J. M. Shreeve, Inorg. Chem. **11**, 242–245 (1972).
- 72/25 D. T. Sauer and J. M. Shreeve, Inorg. Chem. **11**, 238–242 (1972).
- 72/26 Ya. A. Strepikheev, O. P. Novikova, and A. L. Chimishkyan, Khim. Prom. (Moscow) **48**, 230–231 (1972); Chem. Abstracts **69**, 145717t (1972).
- 72/27 G. Geiseler and J. Sawitowsky, Z. Phys. Chem. (Leipzig) **250**, 43–48 (1972).
- 72/28 E. Morawetz, J. Chem. Thermodyn. **4**, 455–460 (1972).
- 72/29 E. Morawetz, J. Chem. Thermodyn. **4**, 139–144 (1972).
- 72/30 J. B. Pedley and B. S. Iseard, *CATCH Tables, Silicon Compounds* (University of Sussex Press, Brighton, 1972).
- 72/31 G. M. Kol'yakova, I. B. Rabinovich, E. N. Gladyshev, and N. S. Vyazankin, Dokl. Akad. Nauk. SSSR **204**, 356–358 (1972).
- 72/32 A. Finch, P. J. Gardner, and A. F. Webb, J. Chem. Thermodyn. **4**, 495–498 (1972).
- 72/33 R. Sabbah, R. Chastel, and M. Laffitte, Thermochemica Acta **5**, 117–127 (1972).
- 72/34 L. A. Nisel'son, T. D. Sokolova, and R. K. Nikolaev, Vestn. Mosk. Univ. Khim. **13**, 432–434 (1972); Chem. Abstracts **78**, 8069k (1973).
- 72/35 M. Nishimura, M. Hakayama, and T. Yano, J. Chem. Eng. Jpn. **5**, 223–226 (1972); Chem. Abstracts **78**, 48659j (1973).
- 72/36 G. K. Johnson, P. A. G. O'Hare, and E. H. Appelman, Inorg. Chem. **11**, 800–802 (1972).
- 72/37 V. A. Granzhan and E. A. Salganikov, Tr. Nauch.-Issled. Proekt. Inst. Azotn. Prom. Prod. Org. Sin. 85–87 (1972); Chem. Abstracts **79**, 118908m (1973).
- 72/38 K. Nakanishi and O. Toyama, Bull. Chem. Soc. Jpn. **45**, 3210–3211 (1972).
- 72/39 D. E. J. Arnold, E. A. V. Ebsworth, H. F. Jessep, and D. W. H. Rankin, J. Chem. Soc., Dalton Trans. 1681–1687 (1972).
- 72/40 R. A. De Marco and J. M. Shreeve, J. Fluorine Chem. **1**, 269–276 (1972).
- 72/41 J. Laynez and I. Wadso, Acta Chem. Scand. **26**, 3148–3152 (1972).
- 72/42 M. Mansson, Acta Chem. Scand. **26**, 1707–1708 (1972).
- 72/43 F. E. Rogers, J. Phys. Chem. **75**, 1734–1737 (1971).
- 1973**
- 73/1 H. K. Hall, Jr., C. D. Smith, and J. H. Bald, J. Am. Chem. Soc. **95**, 3197–3201 (1973).
- 73/2 J. W. Wilson and J. T. F. Fenurck, J. Chem. Thermodyn. **5**, 341–345 (1973).
- 73/3 J. F. Counsell and D. A. Lee, J. Chem. Thermodyn. **5**, 583–589 (1973).
- 73/4 G. R. De Mare, T. Lehman, and M. Termonia, J. Chem. Thermodyn. **5**, 829–832 (1973).
- 73/5 D. H. Rochester and J. R. Symonds, J. Chem. Soc., Faraday Trans. **1**, 1267–1273 (1973).
- 73/6 J. Konicek, Acta Chem. Scand. **27**, 1496–1502 (1973).
- 73/7 D. Ambrose, C. H. S. Sprake, and R. Townsend, J. Chem. Soc., Faraday Trans. **1** **69**, 839–841 (1975).
- 73/8 H.-J. Rauh, W. Geyer, H. Schmidt, and G. Z. Geiseler, Phys. Chem. (Leipzig) **253**, 43–48 (1973).
- 73/9 F. A. Gothard, D. C. Mentiuan, D. G. Breban, and C. I. Cristea, J. Chem. Eng. Data **18**, 381–384 (1973).
- 73/10 E. A. Dietz and D. R. Martin, J. Inorg. Nucl. Chem. **35**, 3681–3684 (1973).
- 73/11 G. F. Carruth and R. Kobayashi, J. Chem. Eng. Data **18**, 115–126 (1973).
- 73/12 E. F. Meyer and R. D. Hotz, J. Chem. Eng. Data **18**, 359–362 (1973).
- 73/13 V. Svoboda, F. Vesely, R. Holub, and J. Pick, Collect. Czech. Chem. Commun. **38**, 3539–3543 (1973).
- 73/14 J. Linek and I. Wichterle, Collect. Czech. Chem. Commun. **38**, 1846–1852 (1973).
- 73/15 I. N. Fel'dman, V. V. Savko, U. I. Mamai, and M. F. Finkel'shtein, Russ. J. Phys. Chem. **47**, 1531 (1973).
- 73/16 N. N. D'yachkova, E. N. Vigdorovich, and L. A. Ivanyutin, Russ. J. Phys. Chem. **47**, 258–259 (1973).
- 73/17 G. L. Gal'chenko, E. P. Brykina, R. M. Varushchenko, L. S. Vasil'ev, and B. N. Mikhailov, Russ. J. Phys. Chem. **47**, 914 (1973).
- 73/18 J. Kkykj and M. Repas, Petrochemia **13**, 179–198 (1973).
- 73/19 C. J. Schack, D. Pilipovich, and J. F. Hon, Inorg. Chem. **12**, 897–900 (1973).
- 73/20 A. Majid and J. M. Shreeve, J. Org. Chem. **38**, 4028–4031 (1973).
- 73/21 G. H. Sprenger, K. J. Wright, and J. M. Shreeve, Inorg. Chem. **12**, 2890–2893 (1973).
- 73/22 R. A. De Marco and J. M. Shreeve, Inorg. Chem. **12**, 1896–1899 (1973).
- 73/23 K. J. Wright and J. M. Shreeve, Inorg. Chem. **12**, 77–80 (1973).
- 73/24 C. S.-C. Wang and J. M. Shreeve, Inorg. Chem. **12**, 81–83 (1973).
- 73/25 V. I. Pepekin, Yu. A. Lebedev, and A. Ya. Apin, Dokl. Phys. Chem. **208**, 35–37 (1973).
- 73/26 R. C. Wilhoit and B. J. Zwolinski, J. Phys. Chem. Ref. Data (Suppl. 1) **2**, 1-1–1-420 (1973). [Note: The authors report Antoine constants for numerous alcohols that were calculated from vapor pressure data taken from the published literature. For several of the alcohols, the authors had only a very limited number of experimental data points that were pooled from several sources.]
- 73/27 W. Waradzin and P. Skubla, Chem. Prum. **23**, 556–557 (1973); Chem. Abstracts **80**, 112780n (1974).
- 73/28 P. D. Dawson, Jr., I. M. Silberberg, and J. J. McKetta, J. Chem. Eng. Data **18**, 7–15 (1973).
- 73/29 D. V. S. Jain and O. P. Yadav, Indian J. Chem. **11**, 28–30 (1973).
- 73/30 H.-D. Beckhaus and C. Ruchardt, Tetrahedron Lett. 1971–1974 (1973).
- 73/31 G. M. Kol'yakova, I. B. Rabinovich, and E. N. Zorina, Dokl. Akad. Nauk. SSSR **209**, 616–617 (1973).
- 73/32 V. I. Tel'noi, I. B. Rabinovich, and V. A. Umilin, Dokl. Akad. Nauk. SSSR **209**, 127–129 (1973).
- 73/33 D. S. Barnes and C. T. Mortimer, J. Chem. Thermodyn. **5**, 371–377 (1973).
- 73/34 B. J. Aylett, I. A. Ellis, and C. J. Porritt, J. Chem. Soc., Dalton Trans. 83–87 (1973).
- 73/35 B. J. Aylett, I. A. Ellis, and J. R. Richmond, J. Chem. Soc., Dalton Trans. 981–987 (1973).
- 73/36 A. Blair and H. Ihle, J. Inorg. Nucl. Chem. **35**, 3795–3803 (1973).
- 73/37 P. A. Bernstein and D. D. Desmarreau, J. Fluorine Chem. **2**, 315–321 (1973).
- 73/38 T. Abe and J. M. Shreeve, J. Fluorine Chem. **3**, 17–26 (1973/1974).

1974

- 74/1 R. A. Murogova, G. L. Tudorovskaya, V. V. Laufer, V. D. Koxlova, and L. A. Seraphimov, *Zh. Prikl. Khim.* **47**, 2024–2027 (1974).
- 74/2 S. Sunner and C. A. Wulff, *J. Chem. Thermodyn.* **6**, 287–292 (1974).
- 74/3 W. D. Good, R. T. Moore, A. G. Osborn, and D. R. Douslin, *J. Chem. Thermodyn.* **6**, 303–310 (1974).
- 74/4 T. M. Letcher and F. Marsicano, *J. Chem. Thermodyn.* **6**, 509–514 (1974).
- 74/5 R. M. Varushchenko and L. L. Bulgakova, *Tr. Khim. Khim. Teknol.* **1**, 69–74 (1974).
- 74/6 D. Ambrose, C. H. S. Sprake, and R. Townsend, *J. Chem. Thermodyn.* **6**, 693–700 (1974).
- 74/7 L. F. Myasinkova, V. A. Schmelev, I. L. Vaisman, V. I. Bushinskii, and D. A. Novokhatka, *Zh. Prikl. Khim. (Leningrad)* **47**, 2604–2606 (1974).
- 74/8 D. Ambrose and C. H. S. Sprake, *J. Chem. Thermodyn.* **6**, 453–456 (1974).
- 74/9 H. F. Gibbard and J. L. Creek, *J. Chem. Eng. Data* **19**, 308–310 (1974).
- 74/10 J. Dojcansky and J. Heinrich, *Chem. Zvesti* **28**, 157–159 (1974); *Chem. Abstracts* **82**, 64723p (1975).
- 74/11 A. G. Osborn and D. R. Douslin, *J. Chem. Eng. Data* **19**, 114–117 (1974).
- 74/12 P. H. Mogul, M. C. Hochberg, R. Michiel, G. K. Nestel, B. L. Wamsley, and S. D. Coren, *J. Chem. Eng. Data* **19**, 4–6 (1974).
- 74/13 D. Ambrose and J. H. Ellender, *J. Chem. Thermodyn.* **6**, 909–914 (1974).
- 74/14 K. Kusano and Y. Saito, Preprints 10th Conference Chemical Thermodyn. Thermal Analysis, Japan 1974, p. 155; as quoted in [85/6].
- 74/15 V. N. Kiva, S. I. Nadutkina, L. V. Ivanova, and V. S. Bogdanov, *Russ. J. Phys. Chem.* **48**, 297 (1974).
- 74/16 G. O. Shmyreva, R. M. Golosova, G. B. Sakharovskaya, A. F. Popov, N. N. Korneev, and A. A. Smolyaninova, *Russ. J. Phys. Chem.* **48**, 447 (1974).
- 74/17 V. E. Ditsent, I. I. Skorokhodov, N. A. Terent'eva, and M. N. Zolotareva, *Russ. J. Phys. Chem.* **48**, 447 (1974); *Zh. Fiz. Khim.* **48**, 2152–2153 (1974); *Chem. Abstracts* **81**, 158939v (1974).
- 74/18 G. P. Bragin and M. Kh. Karapet'yants, *Russ. J. Phys. Chem.* **48**, 612 (1974).
- 74/19 I. L. Gaidym, A. K. Vaev, V. G. Syrkin, A. A. Uel'skii, and A. E. Medvedeva, *Russ. J. Phys. Chem.* **48**, 1111 (1974); *Chem. Abstracts* **69**, 160019p (1974).
- 74/20 R. M. Varushchenko, A. I. Druzhimina, O. Ya. Kovner, E. M. Mil'vitskaya, A. A. Bobyleva, N. A. Belikova, and G. L. Gal'chenko, *Russ. J. Phys. Chem.* **48**, 1121 (1974).
- 74/21 V. E. Ditsent, I. I. Skorokhodov, N. A. Terent'eva, M. N. Zolotareva, and M. B. Lotarev, *Russ. J. Phys. Chem.* **48**, 1279 (1974); *Zh. Fiz. Khim.* **48**, 2152 (1974); *Chem. Abstracts* **81**, 158938u (1974).
- 74/22 N. A. Bessareb and Yu. M. Martynov, *Russ. J. Phys. Chem.* **48**, 1547–1548 (1974).
- 74/23 G. O. Shmyreva, V. G. Shlyakova, R. M. Golosova, G. G. Filippov, E. A. Volnina, E. N. Burdasov, and L. E. Gusel'nikov, *Russ. J. Phys. Chem.* **48**, 1699–1700 (1974).
- 74/24 K. E. Peterman and J. M. Shreeve, *Inorg. Chem.* **13**, 2705–2709 (1974).
- 74/25 A. Majid and J. M. Shreeve, *Inorg. Chem.* **13**, 2710–2714 (1974).
- 74/26 L. V. Mozhginskay and L. E. Kolysko, *Zh. Fiz. Khim.* **48**, 1506–1507 (1974).
- 74/27 A. G. Gilbert and K. G. P. Sulzmann, *J. Electrochem. Soc.* **121**, 832–834 (1974).
- 74/28 R. Sabbah, R. Chastel, and M. Laffitte, *Thermochimica Acta* **10**, 353–358 (1974).
- 74/29 L. Malaspina, G. Bardi, and R. Gigli, *J. Chem. Thermodyn.* **6**, 1053–1064 (1974).
- 74/30 P. Beak, D. S. Mueller, and J. Lee, *J. Am. Chem. Soc.* **96**, 3867–3874 (1974).
- 74/31 V. E. Ditsent, I. I. Skorokhodov, N. A. Terent'eva, M. N. Zolotareva, B. N. Parfenov, and O. I. Minosyan, *Zh. Fiz. Khim.* **48**, 2151 (1974); *Chem. Abstracts* **81**, 158937t (1974).
- 74/32 P. S. Engel, J. L. Wood, J. A. Sweet, and J. L. Margrave, *J. Am. Chem. Soc.* **96**, 2381–2387 (1974).
- 74/33 M. P. Kozina, L. V. Bychikhina, G. L. Gal'chenko, A. N. Kalinichenko, A. A. Bobyleva, N. A. Belikova, and A. F. Plate, *Zh. Fiz. Khim.* **48**, 2075–2077 (1974); *Chem. Abstracts* **81**, 159978u (1974).
- 74/34 V. E. Ditsent, I. I. Skorokhodov, N. A. Terent'eva, M. N. Zolotareva, N. E. Rodzeczich, and O. I. Minosyan, *Zh. Fiz. Khim.* **48**, 2153 (1974); *Chem. Abstracts* **81**, 158940p (1974).
- 74/35 C.-F. Shieh and N. W. Gregory, *J. Chem. Eng. Data* **19**, 11–14 (1974).
- 74/36 Y. Sassa, R. Konishi, and T. Katayama, *J. Chem. Eng. Data* **19**, 44–48 (1974).
- 74/37 M. Mansson, *Acta Chem. Scand.* **28B**, 905–908 (1974).
- 74/38 G. H. Spenger and J. M. Shreeve, *J. Fluorine Chem.* **4**, 201–205 (1974).

1975

- 75/1 S. Cabani, G. Conti, V. Mollica, and L. Lepori, *J. Chem. Soc., Faraday Trans. 1* **71**, 1943–1945 (1975).
- 75/2 R. J. Irving and M. A. V. Riebeiro da Silva, *J. Chem. Soc., Dalton Trans.* 798–800 (1975).
- 75/3 J. O. Fenwick, D. Harrop, and A. J. Head, *J. Chem. Thermodyn.* **7**, 943–954 (1975).
- 75/4 J. F. Messerly, H. L. Finke, A. G. Osborn, and D. R. Douslin, *J. Chem. Thermodyn.* **7**, 1029–1046 (1975).
- 75/5 D. Ambrose, J. E. Connett, J. H. S. Green, J. L. Hales, A. J. Head, and J. F. Martin, *J. Chem. Thermodyn.* **7**, 1143–1157 (1975).
- 75/6 G. Stridh and S. Sunner, *J. Chem. Thermodyn.* **7**, 161–168 (1975).
- 75/7 W. D. Good, J. F. Messerly, A. G. Osborn, and D. R. Douslin, *J. Chem. Thermodyn.* **7**, 285–291 (1975).
- 75/8 D. Ambrose, J. H. Ellender, E. B. Lees, C. H. S. Sprake, and R. Townsend, *J. Chem. Thermodyn.* **7**, 453–472 (1975).
- 75/9 S. Bergstrom and G. Olofsson, *J. Solution Chem.* **4**, 535–555 (1975).
- 75/10 H. Iwasaki and K. Date, *Koatsu Gasu* **12**, 374–380 (1975).
- 75/11 A. G. Osborn and D. R. Douslin, *J. Chem. Eng. Data* **20**, 229–231 (1975).
- 75/12 K. Kusano and Y. Saito, Preprints 33rd Annual Meeting Chemical Society Japan, 1975, pp. 1, 123; as quoted in [85/6].
- 75/13 H. K. Frensdorff and R. K. Adams, *J. Chem. Eng. Data* **20**, 13–15 (1975).
- 75/14 D. J. Subach and B. J. Zwolinski, *J. Chem. Eng. Data* **20**, 232–234 (1975).
- 75/15 V. V. Pisarev, A. M. Rozhnov, R. M. Varushchenko, and A. G. Sarkisov, *Russ. J. Phys. Chem.* **49**, 1450–1451 (1975).
- 75/16 V. V. Pisarev, H. M. Rozhnov, R. M. Varushchenko, and A. G. Sarkisov, *Russ. J. Phys. Chem.* **49**, 1605 (1975).
- 75/17 J. Arro, L. Melder, and H. Tamvelius, *Trudy Tallinskogo Instit. Toimetict*, **390**, 37–43 (1975).
- 75/18 V. I. Pepekin, Yu. N. Matyushin, A. D. Nikolaeva, A. P. Kirsanov, L. V. Platonova, and Yu. A. Lebedev, *Izv. Akad. Nauk SSSR, Ser. Khim.* 1870–1871 (1975).
- 75/19 K. E. Peterman and J. M. Shreeve, *Inorg. Chem.* **14**, 1223–1228 (1975).
- 75/20 K. E. Peterman and J. M. Shreeve, *Inorg. Chem.* **14**, 1106–1110 (1975).
- 75/21 R. L. Kirchmeier, U. I. Lasouris, and J. M. Shreeve, *Inorg. Chem.* **14**, 592–596 (1975).
- 75/22 N. S. Walker and D. D. DesMarteau, *J. Fluorine Chem.* **5**, 135–139 (1975).
- 75/23 M. M. Brazhnikov, D. N. Andreevskii, A. I. Sachel, and A. D. Peshchenko, *Zh. Prikl. Khim. (Leningrad)* **48**, 2181–2185 (1975).
- 75/24 H. Kundel, U. Lille, and N. Kaidas, *Tr. Tallin. Politekh. Inst.* **390**, 107–115 (1975).
- 75/25 Z. A. Guseinov, A. A. Kuliev, K. A. Karasharli, and O. I. Dzhafarov, *Azerb. Khim. Zh.* 72–74 (1975); *Chem. Abstracts* **84**, 65359c (1976).

- 75/26 A. Hoepfner, N. Parekh, Ch. Hoerner, and A. Abdel-Hamid, *Ber. Bunsenges Phys. Chem.* **79**, 216–222 (1975).
- 75/27 D. Ambrose, J. W. Ellender, C. H. S. Sprake, and R. I. Townsend, *J. Chem. Soc., Faraday Trans.* **71**, 35–41 (1975).
- 75/28 Kh. I. Geidarov, O. I. Dzhafarov, and K. A. Karasharli, *Russ. J. Phys. Chem.* **49**, 197–198 (1975).
- 75/29 V. B. Sokolov, M. Kh. Karapet'yants, T. N. Sergeeva, S. P. Kolesnikov, and B. L. Perl'mutter, *Izv. Vyssh. Uchebn. Zaved., Khim. Khim. Tekhnol.* **18**, 1319–1321 (1975); *Chem. Abstracts* **84**, 22433e (1976).
- 75/30 V. B. Sokolov, M. Kh. Karapet'yants, T. N. Sergeeva, S. P. Kolesnikov, and B. L. Perl'mutter, *Izv. Vyssh. Uchebn. Zaved., Khim. Khim. Tekhnol.* **18**, 1234–1237 (1975); *Chem. Abstracts* **84**, 9167b (1976).
- 75/31 Z. A. Guseinov, K. A. Karasharli, O. I. Dzhafarov, G. G. Nurullaev, N. S. Nametkin, L. E. Gusel'nikov, F. A. Volinina, E. N. Burdasov, and V. N. Vdovin, *Dokl. Akad. Nauk (SSSR)* **222**, 1369–1372 (1975).
- 75/32 Ch. Hoerner, A. Hoepfner, and B. Schmeiser, *Ber. Bunsenges Phys. Chem.* **79**, 222–225 (1975).
- 75/33 F. Rivenq, *Bull. Soc. Chim. France (Pt. 1)* 2433–2434 (1975).
- 75/34 G. P. Bragin and M. Kh. Karapet'yants, *Tr. Khim. Khim. Tekhnol.* **78–79** (1975); *Chem. Abstracts* **85**, 83381d (1976).
- 75/35 K. W. Chun, J. C. Drummond, W. H. Smith, and R. R. Davison, *J. Chem. Eng. Data* **20**, 58–61 (1975).
- 75/36 M. E. Anthony, A. S. Carson, and P. G. Laye, 4th Conference International Thermodynamics Chim., [C.R.], Vol. 1, pp. 99–103; *Chem. Abstracts* **84**, 163961n (1976).
- 75/37 J. F. Masi and R. B. Scott, *J. Res. National Bureau Stand., Sect. A* **79A**, 619–628 (1975).
- 75/38 D. E. J. Arnold and D. W. H. Rankin, *J. Chem. Soc., Dalton Trans.* 889–894 (1975).
- 75/39 R. Vilcu, S. Perisanu, and I. Ciocazanu, 4th Conference International Thermodynamics, Chim. [C.R.] Vol. 1, pp. 105–112.
- 75/40 M. Gambaruto, J. E. Sicre, and H. J. Schumacher, *J. Fluorine Chem.* **5**, 175–179 (1975).
- 75/41 R. A. De Marco, T. A. Kovacina, and W. B. Fox, *J. Fluorine Chem.* **6**, 93–104 (1975).
- 75/42 K. E. Peterman and J. M. Shreeve, *J. Fluorine Chem.* **6**, 83–92 (1975).
- 75/43 R. A. De Marco, T. A. Kovacina, and W. B. Fox, *J. Fluorine Chem.* **5**, 221–230 (1975).
- 1976**
- 76/1 G. Stridh, *J. Chem. Thermodyn.* **8**, 193–194 (1976).
- 76/2 D. Ambrose, J. H. Ellender, C. H. S. Sprake, and R. Townsend, *J. Chem. Thermodyn.* **8**, 165–178 (1976).
- 76/3 P. S. Engel, R. A. Melaugh, M. Mansson, J. W. Timberlake, A. W. Garner, and F. D. Rossini, *J. Chem. Thermodyn.* **8**, 607–621 (1976).
- 76/4 R. A. Melaugh, M. Mansson, and F. D. Rossini, *J. Chem. Thermodyn.* **8**, 623–626 (1976).
- 76/5 G. Stridh, *J. Chem. Thermodyn.* **8**, 895–899 (1976).
- 76/6 G. Stridh, *J. Chem. Thermodyn.* **8**, 901–906 (1976).
- 76/7 V. P. Kolesov, G. M. Slavutskaya, and L. N. Dityat'eva, *J. Chem. Thermodyn.* **8**, 907–914 (1976).
- 76/8 J. E. Connert, J. F. Counsell, and D. A. Lee, *J. Chem. Thermodyn.* **8**, 1199–1203 (1976).
- 76/9 M. E. Anthony, A. S. Carson, and P. G. Laye, *J. Chem. Soc., Perkin Trans. 2* 1032–1036 (1976).
- 76/10 E. F. Meyer and C. A. Hotz, *J. Chem. Eng. Data* **21**, 274–279 (1976).
- 76/11 S. J. Ascroft, *J. Chem. Eng. Data* **21**, 397–398 (1976).
- 76/12 K. V. Rao and C. Chiranjivi, *J. Chem. Eng. Data* **21**, 393–394 (1976).
- 76/13 H. C. Hon, R. P. Singh, and A. P. Kudchadker, *J. Chem. Eng. Data* **21**, 430–431 (1976).
- 76/14 J. Cihlar, V. Hynek, V. Svoboda, and R. Holub, *Collect. Czech. Chem. Commun.* **41**, 1–6 (1976).
- 76/15 M. M. Ammar, L. L. Bulgakova, and R. M. Varushchenko, *Russ. J. Phys. Chem.* **50**, 1466–1467 (1976).
- 76/16 G. K. Borisov and S. G. Chugunova, *Russ. J. Phys. Chem.* **50**, 1791 (1976).
- 76/17 G. O. Shmyreva, V. G. Shlyakova, R. M. Golosova, A. B. Petrunin, D. B. Bekker, and A. F. Zhigach, *Russ. J. Phys. Chem.* **50**, 478 (1976).
- 76/18 C. A. Burton and J. M. Shreeve, *J. Am. Chem. Soc.* **98**, 6545–6547 (1976).
- 76/19 K. Steele, B. E. Poling, and D. B. Manley, *J. Chem. Eng. Data* **21**, 399–403 (1976).
- 76/20 M. M. Brazhnikov, A. D. Peshchenko, and O. V. Ral'ko, *Zh. Prikl. Khim. (Leningrad)* **49**, 1041–1044 (1976).
- 76/21 V. P. Kuznetsova, E. A. Miroshnichenko, A. N. Zelenetskii, G. V. Rakova, Yu. A. Lebedev, and N. S. Enikolopyan, *Dokl. Phys. Chem.* **226**, 147–150 (1976).
- 76/22 E. G. Kiparisova, L. Ya. Tsvetkova, and B. V. Lebedev, *Russ. J. Phys. Chem.* **50**, 638 (1976).
- 76/23 D. L. S. Brown, J. A. Connor, M. L. Leung, M. I. Paz-Andrade, and H. A. Skinner, *J. Organomet. Chem.* **110**, 79–89 (1976).
- 76/24 V. E. Ditsent, I. I. Skorokhodov, N. A. Terent'eva, M. N. Zolotareva, Z. V. Belyakova, and Z. V. Belikova, *Zh. Fiz. Khim.* **50**, 1905–1906 (1976); *Chem. Abstracts* **85**, 166806x (1976).
- 76/25 Z. A. Guseimov, A. A. Kuliev, K. A. Karasharli, and O. I. Dzhafarov, *Azerb. Khim. Zh.* **72–74** (1975); *Chem. Abstracts* **84**, 65359c (1976).
- 76/26 D. Ambrose and C. H. S. Sprake, *J. Chem. Thermodyn.* **8**, 601–602 (1976).
- 76/27 W. S. Hamilton, P. Thompson, and S. Pustejovsky, *J. Chem. Eng. Data* **21**, 428–429 (1976).
- 76/28 E. R. Falardeau and D. D. Desmarteau, *J. Fluorine Chem.* **7**, 185–195 (1976).
- 76/29 I. Stahl, R. Mews, and O. Glemser, *J. Fluorine Chem.* **7**, 55–64 (1976).
- 76/30 E. R. Falardeau and D. D. Desmarteau, *J. Fluorine Chem.* **7**, 409–414 (1976).
- 76/31 M. J. Hopkinson and D. D. Desmarteau, *J. Fluorine Chem.* **7**, 501–510 (1976).
- 1977**
- 77/1 M. Mansson, P. Sellers, G. Stridh, and S. Sunner, *J. Chem. Thermodyn.* **9**, 91–97 (1976).
- 77/2 P. Sellers, *J. Chem. Thermodyn.* **9**, 139–142 (1977).
- 77/3 A. S. Carson, P. G. Laye, and M. Yurkeli, *J. Chem. Thermodyn.* **9**, 827–829 (1977).
- 77/4 W. V. Steele and I. Watt, *J. Chem. Thermodyn.* **9**, 843–849 (1977).
- 77/5 G. Stridh, S. Sunner, and Ch. Svenson, *J. Chem. Thermodyn.* **9**, 1005–1010 (1977).
- 77/6 P. A. Pella, *J. Chem. Thermodyn.* **9**, 301–305 (1977).
- 77/7 L. A. Peacock and R. Fuchs, *J. Am. Chem. Soc.* **99**, 5524–5525 (1977).
- 77/8 V. Svoboda, V. Majer, F. Vesely, and J. Pick, *Collect. Czech. Chem. Commun.* **42**, 1755–1760 (1977).
- 77/9 N. I. Boldenkov and Yu. Ya Maksimov, *Zh. Fiz. Khim.* **51**, 1502–1504 (1977).
- 77/10 E. F. Meyer and T. H. Gens, *J. Chem. Eng. Data* **22**, 30–31 (1977).
- 77/11 H. K. Cammenga, F. W. Schulze, and W. Theuerl, *J. Chem. Eng. Data* **22**, 131–134 (1977).
- 77/12 V. Svoboda, F. Vesely, R. Holub, and J. Pick, *Collect. Czech. Chem. Commun.* **42**, 943–951 (1977).
- 77/13 R. M. Varushchenko, M. M. Ammar, and L. L. Bulgakova, *Russ. J. Phys. Chem.* **51**, 167–168 (1977).
- 77/14 V. V. Pisarev, A. M. Rozhnov, and A. G. Sarkisov, *Russ. J. Phys. Chem.* **51**, 323–324 (1977).
- 77/15 T. Kitazume and J. M. Shreeve, *J. Am. Chem. Soc.* **99**, 3690–3695 (1977).
- 77/16 T. Kitazume and J. M. Shreeve, *J. Am. Chem. Soc.* **99**, 4194–4196 (1977).
- 77/17 C. A. Burton and J. M. Shreeve, *Inorg. Chem.* **16**, 1039–1042 (1977).

- 77/18 C. A. Burton and J. M. Shreeve, *Inorg. Chem.* **16**, 1408–1411 (1977).
- 77/19 T. Kitazume and J. M. Shreeve, *Inorg. Chem.* **16**, 1818–1819 (1977).
- 77/20 R. M. Varushchenko, M. M. Ammar, and L. L. Bulgakova, *Zh. Fiz. Khim.* **51**, 278–279 (1977).
- 77/21 E. Z. Zhuravlev, T. L. Melent'eva, P. V. Mulyanov, A. I. Kormushechkina, T. M. Bogdanova, and I. I. Konstantinov, *Zh. Prikl. Khim.* (Leningrad) **50**, 2032–2035 (1977).
- 77/22 H. L. Finke, J. F. Messerly, S. H. Lee, A. G. Osborn, and D. R. Douslin, *J. Chem. Thermodyn.* **9**, 937–956 (1977).
- 77/23 J. B. Pedley and J. Rylance, *N. P. L. Computer Analyzed Thermochemical Data: Organic and Organometallic Compounds* (School of Molecular Sciences, University of Sussex Press, Brighton, UK, 1977).
- 77/24 B. C. Kim and D. H. Kim, *Hwahak Kwa Hwahak Kongop* **20**, 232–234 (1977); *Chem. Abstracts* **88**, 95565s (1978).
- 77/25 N. D. Lebedeva, V. L. Ryadnenko, N. N. Kiseleva, and L. F. Nazarova, *Vses. Konf. Kalorim. [Rasshir. Tezisy Dokl.]* **7th 1**, 91–95 (1977); *Chem. Abstracts* **92**, 75617q (1980).
- 77/26 M. V. Lyubarskii and R. I. Smolyanets, *Vses. Konf. Kalorim. [Rasshir. Tezisy Dokl.]* **7th 1**, 119–121 (1977); *Chem. Abstracts* **92**, 75619s (1980).
- 77/27 V. A. Aleshina, M. P. Kozina, and G. L. Gal'chenko, *Vses. Konf. Kalorim. [Rasshir. Tezisy Dokl.]* **7th 1**, 85–91 (1977); *Chem. Abstracts* **92**, 94582r (1980).
- 77/28 L. N. Dityat'eva and V. P. Kolesov, *Vses. Konf. Kalorim. [Rasshir. Tezisy Dokl.]* **7th 1**, 95–97 (1977); *Chem. Abstracts* **92**, 58009a (1980).
- 77/29 T. F. Vasil'eva and V. I. Kotov, *Vses. Konf. Kalorim. [Rasshir. Tezisy Dokl.]* **7th 1**, 102–106 (1977); *Chem. Abstracts* **92**, 58010u (1980).
- 77/30 J. J. Rao and D. S. Viuswanath, *J. Chem. Eng. Data* **22**, 36–38 (1977).
- 77/31 T. R. Das, C. O. Reed, Jr., and P. T. Eubank, *J. Chem. Eng. Data* **22**, 3–9 (1977).
- 77/32 T. R. Das, C. O. Reed, Jr., and P. T. Eubank, *J. Chem. Eng. Data* **22**, 9–15 (1977).
- 77/33 T. R. Das, C. O. Reed, Jr., and P. T. Eubank, *J. Chem. Eng. Data* **22**, 16–21 (1977).
- 77/34 N. Novakova and J. Novak, *J. Chromatogr.* **135**, 13–24 (1977).
- 1978**
- 78/1 W. V. Steele, *J. Chem. Thermodyn.* **10**, 919–927 (1978).
- 78/2 R. B. Cundall, T. F. Palmer, and C. E. C. Wood, *J. Chem. Soc., Faraday Trans. 1* **74**, 1339–1345 (1978).
- 78/3 P. S. Engel, R. L. Montgomery, M. Mansson, R. A. Leckonby, H. L. Foyt, and F. D. Rossini, *J. Chem. Thermodyn.* **10**, 205–211 (1978).
- 78/4 D. G. McCormick and W. S. Hamilton, *J. Chem. Thermodyn.* **10**, 275–278 (1978).
- 78/5 B. V. Lebedev, L. Ya. Tsvetkova, and I. B. Rabinovich, *J. Chem. Thermodyn.* **10**, 809–815 (1978).
- 78/6 D. Indritz, J. Stone, and F. Williams, *J. Chem. Eng. Data* **23**, 6–7 (1978).
- 78/7 R. L. Montgomery, F. D. Rossini, and M. Mansson, *J. Chem. Eng. Data* **23**, 125–129 (1978).
- 78/8 A. H. N. Mousa, *J. Chem. Eng. Data* **23**, 133–134 (1978).
- 78/9 W. S. Hamilton, S. Benton, J. French, D. McCormick, S. Pustejovsky, and P. Thompon, *J. Chem. Eng. Data* **23**, 201–203 (1978).
- 78/10 I. K. Igumenov, Yu. V. Chumachenko, and S. V. Zemskov, *Russ. J. Phys. Chem.* **52**, 1531–1532 (1978).
- 78/11 Yu. V. Chumachenko, I. K. Igumenov, and S. V. Zemskov, *Russ. J. Phys. Chem.* **52**, 1393–1394 (1978).
- 78/12 G. O. Shmyreva, V. G. Shlyakova, and R. M. Golosova, *Russ. J. Phys. Chem.* **52**, 135–136 (1978).
- 78/13 T. D. Grabik, S. G. Konstantinov, G. P. Dudchik, and O. G. Polyachenok, *Russ. J. Phys. Chem.* **52**, 894–895 (1978).
- 78/14 T. Kitazume and J. M. Shreeve, *Inorg. Chem.* **17**, 2173–2176 (1978).
- 78/15 R. P. Corbally, M. J. Perkins, A. S. Carson, P. G. Laye, and W. V. Steele, *J. Chem. Soc., Chem. Commun.* 778–779 (1978).
- 78/16 R. Fuch and L. A. Peacock, *Can. J. Chem.* **56**, 2493–2498 (1978).
- 78/17 B. V. Lebedev, L. Ya. Tsvetkova, I. B. Rabinovich, E. Sh. Finkel'shtein, and B. S. Strel'chick, *Termodin. Org. Soedin.* **7**, 3–7 (1978); *Chem. Abstracts* **92**, 83507u (1980).
- 78/18 M. A. V. Ribeiro da Silva and R. G. Irving, *Rev. Port. Quim.* **20**, 36–46 (1978); *Chem. Abstracts* **90**, 211054s (1979).
- 78/19 V. P. Kolesov and L. N. Dityat'eva, *Termodin. Org. Soedin.* **7**, 44–47 (1978); *Chem. Abstracts* **92**, 75657c (1980).
- 78/20 S. D. Cave, A. Chaineese, and A. Prantera, *J. Chem. Eng. Data* **23**, 279–281 (1978).
- 78/21 S. Sundaram and D. S. Viswanath, *J. Chem. Eng. Data* **23**, 63–64 (1978).
- 78/22 I. Stahl, R. Mews, and O. Glemser, *J. Fluorine Chem.* **11**, 455–465 (1978).
- 78/23 R. A. De Marco and W. B. Fox, *J. Fluorine Chem.* **12**, 137–151 (1978).
- 1979**
- 79/1 S. Sunner, Ch. Svensson, and A. S. Zelepuga, *J. Chem. Thermodyn.* **11**, 491–495 (1979).
- 79/2 S. Sunner and Ch. Svensson, *J. Chem. Soc., Faraday Trans. 1* **75**, 2359–2365 (1979).
- 79/3 T. M. Letcher, S. W. Orchard, and M. Albers, *J. Chem. Thermodyn.* **11**, 173–175 (1979).
- 79/4 C. G. De Kruif and H. A. Oonk, *J. Chem. Thermodyn.* **11**, 287–290 (1979).
- 79/5 S. H. Lee-Bechtold, I. A. Hossenlop, D. W. Scott, A. G. Osborn, and W. D. J. Good, *J. Chem. Thermodyn.* **11**, 469–482 (1979).
- 79/6 Ch. Svensson, *J. Chem. Thermodyn.* **11**, 593–596 (1979).
- 79/7 P. P. S. Saluja, L. A. Peacock, and R. Fuchs, *J. Am. Chem. Soc.* **101**, 1958–1962 (1979).
- 79/8 L. Petros, V. Majer, J. Koubek, V. Svoboda, and J. Pick, *Collect. Czech. Chem. Commun.* **44**, 3533–3540 (1979).
- 79/9 V. Majer, V. Svoboda, J. Koubek, and J. Pick, *Collect. Czech. Chem. Commun.* **44**, 3521–3528 (1979).
- 79/10 M. Balish and V. Fried, *J. Chem. Eng. Data* **24**, 91–92 (1979).
- 79/11 A. B. Macknick and J. M. Prausnitz, *J. Chem. Eng. Data* **24**, 175–178 (1979).
- 79/12 A. P. Kudchadker, S. A. Kudchadker, R. P. Shukla, and P. R. Patnaik, *J. Phys. Chem. Ref. Data* **8**, 499–513 (1979).
- 79/13 V. Majer, V. Svoboda, S. Hala, and J. Pick, *Collect. Czech. Chem. Commun.* **44**, 637–651 (1979).
- 79/14 G. Berthon, V. Angot, V. Beden, and O. Enea, *J. Chem. Thermodyn.* **11**, 539–546 (1979).
- 79/15 V. S. Markovnik, A. I. Sachek, A. D. Peshchenko, O. V. Shvaro, D. N. Andreevskii, and N. M. Olizarevich, *Termodin. Org. Soedin.* 107–110 (1979).
- 79/16 L. H. Thomas, R. Meatyard, H. Smith, and G. H. Davies, *J. Chem. Eng. Data* **24**, 159–161 (1979).
- 79/17 R. Fuchs and L. A. Peacock, *Can. J. Chem.* **57**, 2302–2304 (1979).
- 79/18 S. I. Sukhova, O. N. Vlasov, and L. V. Li, *Nov. Khim. Sredstva Azsch Rast.* 51–52 (1979); *Chem. Abstracts* **92**, 83359x (1980).
- 79/19 W. F. Spencer, T. D. Shoup, M. M. Cliath, W. J. Farmer, and R. Haque, *J. Agric. Food Chem.* **27**, 273–278 (1979).
- 79/20 I. K. Igumenov, Yu. V. Chumachenko, and S. V. Zemskov, *Khim. Termodin. Termokhim.* 65–66 (1979); *Chem. Abstracts* **91**, 217803c (1979).
- 79/21 V. I. Bludilina, A. K. Baev, V. K. Matveev, I. L. Gaidym, and E. I. Shcherbina, *Zh. Fiz. Khim.* **53**, 1052–1053 (1979); *Chem. Abstracts* **91**, 9585f (1979).
- 79/22 D. Das, S. R. Dhawadkar, and M. S. Chandrakharaiiah, *Thermochimica Acta* **30**, 371–376 (1979).
- 79/23 P. J. Maher and B. D. Smith, *J. Chem. Eng. Data* **24**, 16–22 (1979).
- 79/24 M. Zander and W. Thomas, *J. Chem. Eng. Data* **24**, 1–2 (1979).
- 79/25 R. M. Golosova, G. O. Shmyreva, V. G. Shlyakova, A. B. Petrunin, D. B. Bekker, and A. F. Zhigach, *Zh. Fiz. Khim.* **53**, 766–767 (1979).
- 79/26 P. Shul'tse, R. M. Varushchenko, G. L. Gal'chenko, T. V. Klimova, and V. I. Stanko, *J. Gen. Chem. USSR* **50**, 1482–1488 (1979); *Zh. Obshch. Khim.* **50**, 1818–1825 (1979).

- 79/27 J. Carre, P. Claudy, J. M. Letoffe, M. Kollmannsberger, and J. Bousquet, *J. Fluorine Chem.* **14**, 139–152 (1979).
- 79/28 A. Sekiya and D. D. Desmarteau, *J. Fluorine Chem.* **14**, 289–297 (1979).
- 1980**
- 80/1 V. Majer, L. Svab, and V. Svoboda, *J. Chem. Thermodyn.* **12**, 843–847 (1980).
- 80/2 R. H. Davies, A. Finch, and P. G. Gardner, *J. Chem. Thermodyn.* **12**, 291–296 (1980).
- 80/3 V. Majer, Z. Wanger, V. Svoboda, and V. Cadek, *J. Chem. Thermodyn.* **12**, 387–391 (1980).
- 80/4 M. H. Abraham and R. J. Irving, *J. Chem. Thermodyn.* **12**, 539–544 (1980).
- 80/5 R. Fuchs and L. A. Peacock, *Can. J. Chem.* **58**, 2796–2799 (1980).
- 80/6 C. Van de Rostyne and J. M. Prausnitz, *J. Chem. Eng. Data* **25**, 1–3 (1980).
- 80/7 M. Urbani, R. Gigli, and V. Picente, *J. Chem. Eng. Data* **25**, 97–100 (1980).
- 80/8 E. F. Meyer, M. J. Awe, and R. E. Wagner, *J. Chem. Eng. Data* **25**, 371–374 (1980).
- 80/9 V. Mayer, V. Svoboda, A. Posta, and J. Pick, *Collect. Czech. Chem. Commun.* **45**, 3063–3069 (1980).
- 80/10 T. Abe and J. M. Shreeve, *Inorg. Chem.* **19**, 3063–3067 (1980).
- 80/11 A. G. Osborn and D. W. Scott, *J. Chem. Thermodyn.* **12**, 429–438 (1980).
- 80/12 N. K. Smith, R. C. Stewart, Jr., A. G. Osborn, and D. W. Scott, *J. Chem. Thermodyn.* **12**, 919–926 (1980).
- 80/13 V. Svoboda, V. Uchtylova, V. Majer, and J. Pick, *Collect. Czech. Chem. Commun.* **45**, 3233–3240 (1980).
- 80/14 J. A. Jonsson, L. Mathiasson, and A.-M. Olsson, *Acta Chem. Scand.* **34A**, 147–150 (1980).
- 80/15 L. H. Thomas, H. Smith, and G. H. Davis, *J. Chem. Tech. Biotechnol.* **30**, 476–480 (1980).
- 80/16 H.-D. Beckhaus, G. Kratt, K. Lay, J. Greiselmann, C. Ruchardt, B. Kitschke, and H. J. Lindner, *Chem. Ber.* **113**, 3441–3455 (1980).
- 80/17 P. Nasir, S. C. Hwang, and R. Kobayashi, *J. Chem. Eng. Data* **25**, 298–301 (1980).
- 80/18 R. Francesconi, C. Castellari, A. Arcelli, and F. Comelli, *Can. J. Chem. Eng.* **58**, 113–115 (1980).
- 80/19 J. A. Roth and M. Orchin, *J. Organometal. Chem.* **187**, 103–105 (1980).
- 80/20 N. D. Lebedeva, L. F. Nazarov, and Yu. A. Katin, *Zh. Prikl. Khim. (Leningrad)* **53**, 1394–1395 (1980).
- 80/21 A. Aihara, Denki Tsushin, *Daigaku Gakuho* **31**, 65–68 (1980); *Chem. Abstracts* **94**, 174045z (1981).
- 80/22 W. Gombler and H.-U. Weiler, *J. Fluorine Chem.* **15**, 279–288 (1980).
- 80/23 C. R. Patrick and F. Tomes, *J. Fluorine Chem.* **15**, 267–278 (1980).
- 80/24 V. S. Pityugin, T. L. Kislitsyna, R. F. Shakirov, L. N. Sharif'yanova, and E. N. Maslennikov, *Khim. Prom-st., Ser.: Khlornaya Prom-st.* 11–14 (1980).
- 80/25 L. N. Sharif'yanova, F. M. Sadykova, and S. G. Akhmerova, *Khim. Prom-st., Ser.: Khlornaya Prom-st.* 16–18 (1980).
- 1981**
- 81/1 S. A. Wiczorek and P. Kobayashi, *J. Chem. Eng. Data* **26**, 8–11, (1981); **26**, 11–13 (1981).
- 81/2 D. R. Edwards and J. M. Prausnitz, *J. Chem. Eng. Data* **26**, 121–124 (1981).
- 81/3 K. G. De Kruif, J. M. Herman, and P. J. Van den Berg, *J. Chem. Eng. Data* **26**, 359–362 (1981).
- 81/4 V. Tekac, V. Majer, V. Svoboda, and V. Hynek, *J. Chem. Thermodyn.* **13**, 659–662 (1981).
- 81/5 T. S. Papina, P. A. Erastov, and V. P. Kolevsov, *J. Chem. Thermodyn.* **13**, 683–689 (1981).
- 81/6 C. G. De Kruif, T. Kuipers, J. C. van Miltenburg, R. C. F. Schaake, and G. Stevens, *J. Chem. Thermodyn.* **13**, 1081–1086 (1981).
- 81/7 K. Bystrom, *J. Chem. Thermodyn.* **13**, 139–145 (1981).
- 81/8 I. A. Hossenlopp and D. W. Scott, *J. Chem. Thermodyn.* **13**, 405–414 (1981).
- 81/9 I. A. Hossenlopp and D. W. Scott, *J. Chem. Thermodyn.* **13**, 415–421 (1981).
- 81/10 I. A. Hossenlopp and D. W. Scott, *J. Chem. Thermodyn.* **13**, 423–428 (1981).
- 81/11 D. Ambrose, J. H. Ellender, H. A. Gundry, D. A. Lee, and R. Townsend, *J. Chem. Thermodyn.* **13**, 795–802 (1981).
- 81/12 M. Shimizu, Y. Saito, and K. Kusano, *Preprints 17th Conference on Chemical Thermodynamic Thermal Analysis, Japan 1981*, p. 50; as quoted in [85/6].
- 81/13 V. Majer, V. Svoboda, A. Posta, and J. Pick, *Collect. Czech. Chem. Commun.* **46**, 817–822 (1981).
- 81/14 V. Svoboda, V. Charvatova, V. Majer, and J. Pick, *Collect. Czech. Chem. Commun.* **46**, 2983–2988 (1981).
- 81/15 T. Abe and J. M. Shreeve, *Inorg. Chem.* **20**, 2894–2899 (1981).
- 81/16 T. Abe and J. M. Shreeve, *Inorg. Chem.* **20**, 2432–2434 (1981).
- 81/17 D. Ambrose and D. J. Hall, *J. Chem. Thermodyn.* **13**, 61–66 (1981).
- 81/18 G. N. D'yakova, G. L. Korichev, A. D. Korkhova, T. F. Vasil'eva, and I. A. Vasil'ev, *Zh. Prikl. Khim. (Leningrad)* **54**, 1644–1646 (1981).
- 81/19 J. S. Chickos, A. S. Hyman, L. H. Ladon, and J. F. Liebman, *J. Org. Chem.* **46**, 4294–4296 (1981).
- 81/20 S. N. Guseinova, V. V. Kas'yanov, and Yu. V. Politanskii, *Khim. Prom-st. Ser., Khlornaya Prom-st.* 28–30 (1981); *Chem. Abstracts* **95**, 225804b (1981).
- 81/21 G. M. Wilson, R. H. Johnston, S.-C. Hwang, and C. Tsouopoulos, *Ind. Eng. Chem., Process Des. Dev.* **20**, 94–104 (1981).
- 81/22 D. Ferro, V. Piacente, and M. Pelino, *Rev. Roum. Chim.* **26**, 9–15 (1981).
- 81/23 R. M. Varushchenko, L. L. Bulgakova, P. S. Minzabekyants, and K. N. Makarov, *Russ. J. Phys. Chem.* **55**, 1480–1482 (1981).
- 81/24 V. E. Ditsent, I. I. Skorokhodov, M. N. Zolotareva, V. I. Savuskina, and B. N. Tabenko, *Zh. Prikl. Khim. (Leningrad)* **54**, 1617–1619 (1981).
- 1982**
- 82/1 B. T. Grayson and L. A. Fosbraey, *Pestic. Sci.* **13**, 269–278 (1982).
- 82/2 F. L. Rook, *J. Chem. Eng. Data* **27**, 72–73 (1982).
- 82/3 C. Castellari, R. Francesconi, and F. Comelli, *J. Chem. Eng. Data* **27**, 156–158 (1982).
- 82/4 G. C. De Kruif, R. C. F. Schaake, J. C. Van Meltenburg, K. Van der Klauw, and J. G. Blok, *J. Chem. Thermodyn.* **14**, 791–798 (1982).
- 82/5 R. Fuchs, J. H. Hallman, and M. O. Perlman, *Can. J. Chem.* **60**, 1832–1835 (1982).
- 82/6 R. Fuchs, L. A. Peacock, and W. K. Stephenson, *Can. J. Chem.* **60**, 1953–1958 (1982).
- 82/7 B. Gutsche and H. Knapp, *Fluid Phase Equilib.* **8**, 285–300 (1982).
- 82/8 G. S. Hong, R. Wakslak, H. Finston, and V. Fried, *J. Chem. Eng. Data* **27**, 146–148 (1982).
- 82/9 K. Bystrom and M. J. Mansson, *J. Chem. Soc., Perkin Trans. II* 565–569 (1982).
- 82/10 V. Svoboda, V. Charvatova, V. Majer, and V. Hynek, *Collect. Czech. Chem. Commun.* **47**, 543–549 (1982).
- 82/11 C. Invernizzi, *Termotecnica* **4**, 78–85 (1982).
- 82/12 R. M. Varushchenko, S. S. Puchkov, and A. I. Druzinina, *Zh. Fiz. Khim.* **56**, 2934–2937 (1982).
- 82/13 A. I. Sачek, A. D. Peshenko, V. S. Markovnik, O. V. Ral'ko, D. N. Andreevskii, and A. A. Leont'eva, *Termodin. Org. Soedin.* 94–98 (1982).
- 82/14 P. Reche and M.-F. Grenier-Loustalot, *J. Chromatogr.* **238**, 317–334 (1982).
- 82/15 G. Pilcher and H. A. Skinner, in *The Chemistry of the Metal-Carbon Bond*, edited by F. R. Hartley and S. Patai (Wiley, New York, 1982), Chap. 2.
- 82/16 B. E. Gammon, J. E. Callanan, I. A. Hossenlopp, A. G. Osborn, and W. D. Good, *Proc. Symp. Thermophys. Prop.* **8**, 402–408 (1982).
- 82/17 D. J. Wren and A. C. Vikis, *J. Chem. Thermodyn.* **14**, 435–437 (1982).
- 82/18 J. Furukawa, M. Sakiyama, S. Seki, Y. Saito, and K. Kusano, *Bull. Chem. Soc. Jpn.* **55**, 3329–3330 (1982).

- 82/19 R. A. De Marco and W. B. Fox, *J. Org. Chem.* **47**, 3772–3773 (1982).
- 1983**
- 83/1 J. E. House, Jr., *Thermochimica Acta* **71**, 215–218 (1983).
- 83/2 V. Machat, thesis, Utzcht, Prague, 1983.
- 83/3 V. Uchytlova, V. Majer, V. Svoboda, and V. Hynek, *J. Chem. Thermodyn.* **15**, 853–858 (1983).
- 83/4 A. Sivaraman and R. Kobayashi, *J. Chem. Thermodyn.* **15**, 1127–1135 (1983).
- 83/5 X.-W. An and M. Mansson, *J. Chem. Thermodyn.* **15**, 287–293 (1983).
- 83/6 R. Fuchs and J. H. Hallman, *Can. J. Chem.* **61**, 503–505 (1983).
- 83/7 J. H. Hallman, W. K. Stepenson, and R. Fuchs, *Can. J. Chem.* **61**, 2044–2047 (1983).
- 83/8 C. Tsonopoulos and G. M. W. Wilson, *AIChE J.* **29**, 990–999 (1983).
- 83/9 D. Ferro, V. Piacente, and P. Scardala, *Thermochimica Acta* **68**, 329–339 (1983).
- 83/10 A.-M. Olsson, J. A. Jonsson, B. Thelin, and T. Liljefors, *J. Chem. Ecol.* **9**, 375–385 (1983).
- 83/11 Yu. Ya. Van-Chin-Syan, N. S. Kachurina, G. A. Petrovskaya, and S. K. Chuchmarev, *Russ. J. Phys. Chem.* **57**, 1751–1752 (1983).
- 83/12 G. Natarajan and D. S. Viswanath, *Rev. Sci. Instrum.* **54**, 1175–1179 (1983).
- 83/13 A. Tamir, C. Dragoescu, A. Apelblat, and J. Wisniak, *Fluid Phase Equilib.* **10**, 9–42 (1983).
- 83/14 T. Schmeling and R. Strey, *Ber. Bunsenges. Phys. Chem.* **87**, 871–874 (1983).
- 83/15 J. E. House, Jr., *J. Fluorine Chem.* **22**, 299–303 (1983).
- 83/16 R. M. Clay, S. Corr, G. Keenan, and W. V. Steele, *J. Am. Chem. Soc.* **105**, 2070–2071 (1983).
- 83/17 A. Sivaraman, R. J. Martin, and R. Kobayashi, *Fluid Phase Equilib.* **12**, 175–188 (1983).
- 1984**
- 84/1 E. Surova, *Chem. Zvesti* **38**, 83–99 (1984).
- 84/2 V. Majer, V. Uchytlova, V. Svoboda, and A. Posta, *J. Chem. Thermodyn.* **16**, 761–766 (1984).
- 84/3 S. C. Mraw and C. F. Keweshan, *J. Chem. Thermodyn.* **16**, 873–883 (1984).
- 84/4 V. Majer, V. Svoboda, and M. Lencka, *J. Chem. Thermodyn.* **16**, 1019–1024 (1984).
- 84/5 V. Majer, V. Svoboda, and V. Hynek, *J. Chem. Thermodyn.* **16**, 1059–1066 (1984).
- 84/6 P. Starzewski, I. Wadso, and W. Zielenkiewicz, *J. Chem. Thermodyn.* **16**, 331–334 (1984).
- 84/7 V. Uchytlova, V. Majer, V. Svoboda, and I. Hemer, *J. Chem. Thermodyn.* **16**, 475–479 (1984).
- 84/8 V. Majer, V. Svoboda, J. Pechacek, and S. Hala, *J. Chem. Thermodyn.* **16**, 567–572 (1984).
- 84/9 T. Boublik, V. Fried, and E. Hala, *The Vapor Pressures of Pure Substances: Selected Values of the Temperature Dependence of the Vapor Pressures of Some Pure Substances in the Normal and Low Pressure Region*, 2nd revised edition (Elsevier, Amsterdam, The Netherlands, 1984). The vaporization enthalpies were calculated from the vapor pressures obtained from the Antoine constants reported in this compendium. In cases where the Antoine constant $C=0$, the Antoine Equation ($\log_{10} P=A-B/(C+T)$) reduces to the integrated form of the Clausius Clapeyron equation directly. This was the case for many vaporization enthalpies. In those cases where $C\neq 0$, the vaporization enthalpy was calculated as $\Delta H_v=2.303RB[T/(T+C)]^2$.
- 84/10 A. I. Sachek, V. S. Markovnik, A. D. Peshchenko, A. V. Shvaro, and D. N. Andreevskii, *Khim. Prom.-St. (Moscow)* 337–340 (1984).
- 84/11 A. K. Baev and A. A. Barkatin, *Russ. J. Phys.* **58**, 195–198 (1984).
- 84/12 H.-D. Beckhaus, C. Ruchardt, and M. Smisek, *Thermochimica Acta* **79**, 149–159 (1984).
- 84/13 A. Sokolovskii and A. K. Baev, *Russ. J. Phys. Chem.* **58**, 195–198 (1984).
- 84/14 G. G. Nurullaev, S. A. Mekhtiev, K. A. Karasharli, N. F. Musaeva, and M. S. Salakhov, *Azerb. Khim. Zh.* 132–135 (1984).
- 84/15 M.-A. Michou-Saucet, J. Jose, C. Michou-Saucet, and J. C. Merlin, *Thermochimica Acta* **75**, 85–106 (1984).
- 84/16 A. H. N. Mousa, *J. Fluorine Chem.* **25**, 165–168 (1984).
- 84/17 M. P. Kozina, L. P. Timofeeva, G. L. Gal'chenko, E. S. Balenkova, and M. D. Ordubadi, *Vestn. Mosk. Univ., Ser. 2: Khim.* **25**, 364–368 (1984); *Chem. Abstracts* **101**, 190955q (1984).
- 84/18 A. E. Shcherbina, L. M. Kaporovskii, and E. A. Shcherbina, *Zh. Prikl. Khim. (Leningrad)* **57**, 1910–1912 (1984); *Chem. Abstracts* **101**, 177895a (1984).
- 84/19 C. Castellari, R. Francesconi, and F. Comelli, *J. Chem. Eng. Data* **29**, 90–93 (1984).
- 84/20 C. Castellari, R. Francesconi, and F. Comelli, *J. Chem. Eng. Data* **29**, 126–128 (1984).
- 84/21 S. Putcha, R. V. Ivanturi, and R. Machiraju, *J. Chem. Eng. Data* **29**, 135–136 (1984).
- 84/22 S. R. Bosco and A. G. Turner, *J. Chem. Eng. Data* **29**, 242–243 (1984).
- 84/23 C. Castellari, R. Francesconi, F. Comelli, and S. Ottani, *J. Chem. Eng. Data* **29**, 283–284 (1984).
- 84/24 H. Katayama and Y. Harada, *J. Chem. Eng. Data* **29**, 373–375 (1984).
- 84/25 A. Sivaraman and R. Kobayashi, *J. Chem. Eng. Data* **29**, 375–379 (1984).
- 84/26 I. Cervenkova and T. Boublik, *J. Chem. Eng. Data* **29**, 425–427 (1984).
- 84/27 J. T. Sipowska and S. A. Wieczorek, *J. Chem. Thermodyn.* **16**, 693–699 (1984).
- 84/28 N. D. Lebedeva, N. M. Gutner, Yu. A. Katin, N. M. Kozlova, N. N. Kiseleva, E. F. Makhina, and S. L. Dobychnin, *J. Appl. Chem. (USSR)* **57**, 2118–2122 (1984).
- 84/29 P. T. Eubank, L. E. Cediell, J. C. Holste, and K. R. Hall, *J. Chem. Eng. Data* **29**, 389–393 (1984).
- 84/30 R. Eng and S. I. Sandler, *J. Chem. Eng. Data* **29**, 156–161 (1984).
- 84/31 D. M. Hull and B. C.-Y. Lu, *J. Chem. Eng. Data* **29**, 417–419 (1984).
- 84/32 A. K. Baev, A. A. Barkatin, and L. M. Dyagileva, *Vestsi Akad. Navuk BSSR, Ser. Khim.* 60–62 (1984).
- 84/33 A. K. Baev, V. E. Mikhailov, and A. A. Baev, *Vestsi Akad. Navuk BSSR, Ser. Khim. Navuk* 75–77 (1984).
- 84/34 A. E. Sokolovskii and A. K. Baev, *Vestsi Akad. Navuk BSSR, Ser. Khim. Navuk* 115–117 (1984).
- 1985**
- 85/1 V. Majer, V. Svoboda, and M. Lencka, *J. Chem. Thermodyn.* **17**, 365–370 (1985).
- 85/2 K. Kusano, *Thermochimica Acta* **88**, 109–120 (1985).
- 85/3 V. Majer, V. Svoboda, V. Uchytlova, and M. Finke, *Fluid Phase Equilib.* **20**, 111–118 (1985).
- 85/4 A. Raviprasad and K. V. Rao, *J. Chem. Thermodyn.* **17**, 117–121 (1985).
- 85/5 S. A. Wieczorek and J. T. Sipowska, *J. Chem. Thermodyn.* **17**, 255–261 (1985).
- 85/6 V. Majer and V. Svoboda, *Enthalpies of Vaporization of Organic Compounds: A Critical Review and Data Compilation* (Blackwell Scientific, Oxford, U.K., 1985).
- 85/7 G. Barone, G. Castronuovo, G. Della Gatta, V. Elia, and A. Iannone, *Fluid Phase Equilib.* **21**, 157–164 (1985).
- 85/8 A. E. Sokolovskii and A. K. Baev, *Vestsi Akad. G. Emii Navuk BSSR, Ser. Khim. Navuk* 112–114 (1985).
- 85/9 A. G. R. Scholz and E. Brunner, *J. Chem. Eng. Data* **30**, 72–74 (1985).
- 85/10 G. Natarajan and D. S. Viswanath, *J. Chem. Eng. Data* **30**, 137–140 (1985).
- 85/11 V. Piacente, P. Scardala, D. Ferro, and R. Gigli, *J. Chem. Eng. Data* **30**, 372–376 (1985).
- 85/12 K. D. Reddy, M. V. P. Rao, and M. Ramakrishna, *J. Chem. Eng. Data* **30**, 394–397 (1985).
- 85/13 V. A. Klyuchnikov, T. F. Danilova, M. G. Voronkov, and V. M. D'yakov, *Dokl. Phys. Chem.* **281**, 373–377 (1985).

- 85/14 S. N. Kondrat'ev and B. V. Strizhov, *Zh. Fiz. Khim.* **59**, 2933–2938 (1985).
- 85/15 A. H. N. Mousa, *J. Fluorine Chem.* **30**, 29–35 (1985).
- 85/16 E. H. Appelman, M. H. Mendelsohn, and H. Kim, *J. Am. Chem. Soc.* **107**, 6515–6518 (1985).
- 85/17 C. J. Wormald and T. K. Yerlett, *J. Chem. Thermodyn.* **17**, 1171–1186 (1985).
- 1986**
- 86/1 E. F. Meyer and J. J. Meyer, *J. Chem. Eng. Data* **31**, 273–274 (1986).
- 86/2 B. Wisniewska, M. Lencka, and M. Rogalski, *J. Chem. Thermodyn.* **18**, 703–708 (1986).
- 86/3 P. J. Achorn, W. G. Haseltine, and J. K. Miller, *J. Chem. Eng. Data* **31**, 385–387 (1986).
- 86/4 O. L. Flanagan, *J. Chem. Eng. Data* **31**, 266–277 (1986).
- 86/5 R. M. Varushchenko, *Zh. Fiz. Khim.* **60**, 291–294 (1986).
- 86/6 N. Allemand, J. Jose, and J. C. Merlin, *Thermochimica Acta* **105**, 79–90 (1986).
- 86/7 V. S. Tsvetkov, A. G. Nazmutdinov, K. G. Sharonov, and A. M. Rozhnov, *Termodin. Org. Soedin.* 71–73 (1986).
- 86/8 Yu. G. Dmitriev, N. S. Kachurina, C. H. Wang, and V. V. Kouchukei, *Vestn. L'vov. Politekh. Inst.* **201**, 29–30 (1986).
- 86/9 M.-A. Michou-Saucet, J. Jose, and C. Michou-Saucet, *Thermochimica Acta* **102**, 271–279 (1986).
- 86/10 V. Baliah and K. Gnanasekaran, *Indian J. Chem.* **25A**, 673–674 (1986).
- 86/11 Ya. Kh. Grinberg, V. B. Lazarev, A. Yu. Zaverneyev, V. A. Shreider, and S. D. Chepik, *Zh. Fiz. Khim.* **60**, 1386–1389 (1986); *Chem. Abstracts* **105**, 86041k (1986).
- 86/12 S. Takagi, M. Ishikawa, M. Kumada, T. Kimura, and R. Fujishiro, *Thermochimica Acta* **109**, 55–61 (1986).
- 86/13 H.-I. Paul, J. Krug, and H. Knapp, *Thermochimica Acta* **108**, 9–27 (1986).
- 86/14 V. M. Vorotyntsev, V. V. Balabanov, and D. A. Shamrakov, *Zh. Fiz. Khim.* **60**, 234–235 (1986); *Chem. Abstracts* **104**, 96047k (1986).
- 86/16 C. M. White, *J. Chem. Eng. Data* **31**, 198–203 (1986).
- 86/17 T. K. Yerlett and C. J. Wormald, *J. Chem. Thermodyn.* **18**, 719–726 (1986).
- 86/18 T. K. Yerlett and C. J. Wormald, *J. Chem. Thermodyn.* **18**, 371–379 (1986).
- 1987**
- 87/1 X.-W. An, H.-P. Zhu, and R.-H. Hu, *Thermochimica Acta* **121**, 473–477 (1987).
- 87/2 P. Kneisi and J. W. Zondio, *J. Chem. Eng. Data* **21**, 11–13 (1987).
- 87/3 P. L. Mills, R. L. Fenton, and F. G. Schaefer, *J. Chem. Eng. Data* **32**, 251–265 (1987).
- 87/4 R. Fuchs, E. J. Chambers, and W. K. Stepenson, *Can. J. Chem.* **65**, 2624–2627 (1987).
- 87/5 R. M. Stephenson and S. Malanowski, *Handbook of the Thermodynamics of Organic Compounds* (Elsevier: New York, 1987). The data in this listing were obtained directly from this compendium which does not contain literature references. The vaporization enthalpies were calculated from the vapor pressures obtained from the Antoine constants reported in this compendium. Vapor pressures were calculated over a 30 K temperature range closest to 298 K and the temperature dependence was reformulated in terms of the integrated form of the Clausius Clapeyron equation.
- 87/6 D. Ambrose and N. B. Ghassee, *J. Chem. Thermodyn.* **19**, 911–913 (1987).
- 87/7 D. Ambrose and N. B. Ghassee, *J. Chem. Thermodyn.* **19**, 903–909 (1987).
- 87/8 Z. Atik, Y. Saito, and K. Kusano, *J. Chem. Thermodyn.* **19**, 99–102 (1987).
- 87/9 D. Ambrose and N. B. Ghassee, *J. Chem. Thermodyn.* **19**, 505–519 (1987).
- 87/10 P. L. Mills and R. L. Fenton, *J. Chem. Eng. Data* **32**, 266–273 (1987).
- 87/11 R. M. Varushchenko, O. L. Loseva, and A. I. Druzhinina, *Zh. Fiz. Khim.* **61**, 31–35 (1987).
- 87/12 R. M. Varushchenko, O. L. Loseva, and A. I. Druzhinina, *Zh. Fiz. Khim.* **61**, 638–642 (1987).
- 87/13 H. Yan, J. Gu, X. An, and R.-H. Hu, *Huaxue Xuebao* **45**, 1184–1187 (1987).
- 87/14 Yu. Ya. Van-Chin-Syan and N. S. Kachurina, *Russ. J. Phys. Chem.* **61**, 622–624 (1987).
- 87/15 F. Garcia-Sanchez and A. Trejo, *J. Chem. Thermodyn.* **19**, 359–361 (1987).
- 87/16 T. Treszczanowicz and B. C.-Y. Lu, *J. Chem. Thermodyn.* **19**, 391–394 (1987).
- 87/17 E. C. Azandegbe, *Analisis* **15**, 370–373 (1987).
- 87/18 H. Al-Najjar and D. Al-Sammerrai, *J. Chem. Tech. Biotechnol.* **37**, 145–152 (1987).
- 87/19 O. An, R. Hu, H. Wang, M. Wu, and Y. Zou, *Acta Physico-Chim. Sinica* **3**, 668–671 (1987).
- 1988**
- 88/1 V. I. Tel'noi, V. N. Larina, E. N. Karataev, and E. N. Deryagina, *Zh. Fiz. Khim.* **62**, 3108–3109 (1988).
- 88/2 H. Katayama, *J. Chem. Eng. Data* **33**, 75–77 (1988).
- 88/3 C. F. Askonas and T. E. Daubert, *J. Chem. Eng. Data* **33**, 225–229 (1988).
- 88/4 A. K. Baglay, L. L. Gurarly, and G. G. Kuleshov, *J. Chem. Eng. Data* **33**, 512–518 (1988).
- 88/5 D. Ambrose and N. B. Ghassee, *J. Chem. Thermodyn.* **20**, 765–766 (1988).
- 88/6 D. Ambrose, N. B. Ghassee, and R. Tuckerman, *J. Chem. Thermodyn.* **20**, 767–768 (1988).
- 88/7 I. A. Hossenlopp and D. G. Archer, *J. Chem. Thermodyn.* **20**, 1061–1068 (1988).
- 88/8 D. Ambrose and N. B. Ghassee, *J. Chem. Thermodyn.* **20**, 1231–1232 (1988).
- 88/9 T. M. Letcher, J. Sewry, and S. W. Orchard, *J. Chem. Thermodyn.* **20**, 1231–1232 (1988).
- 88/10 M. Bastos, S. O. Nilsson, M. D. M. C. Ribeiro da Silva, M. A. V. Ribeiro da Silva, and I. Wadso, *J. Chem. Thermodyn.* **20**, 1353–1359 (1988).
- 88/11 R. M. Varushchenko, O. L. Loseva, A. I. Druzhinina, and E. F. Zorina, *Zh. Fiz. Khim.* **62**, 1776–1780 (1988).
- 88/12 K. Sasse, J. Jose, and J.-C. Merlin, *Fluid Phase Equilib.* **42**, 287–304 (1988).
- 88/13 R. H. Shay, B. N. Diel, D. M. Schubert, and A. D. Norman, *Inorg. Chem.* **27**, 2378–2382 (1988).
- 88/14 P. Knauth and R. Sabbah, *Bull. Soc. Chem. Fr.* 834–836 (1988).
- 88/15 M. G. Voronkov, V. P. Baryshok, V. A. Klyuchnikov, T. F. Danilova, V. I. Pepekin, A. N. Korchagina, and Yu. I. Khudobin, *J. Organomet. Chem.* **345**, 27–38 (1988).
- 88/16 J. F. Messerly, H. L. Finke, W. D. Good, and B. Gammon, *J. Chem. Thermodyn.* **20**, 485–501 (1988).
- 88/17 H. Katayama, *Bull. Chem. Soc. Jpn.* **61**, 3326–3328 (1988).
- 88/18 V. B. Lazarev, Ya. Kh. Grinberg, Z. P. Ozerova, and G. A. Sharpataya, *J. Thermal Anal.* **33**, 797–799 (1988).
- 88/19 J.-Q. Dong, R.-S. Lin, and W.-H. Yen, *Can. J. Chem.* **66**, 783–790 (1988).
- 88/20 D. R. Davies, M. B. Ewing, J. A. Hugill, and M. L. McGlashan, *Can. J. Chem.* **66**, 760–762 (1988).
- 1989**
- 89/1 R. D. Chirico, A. Nguyen, W. V. Steele, M. M. Strube, and C. J. Tsionopoulos, *Chem. Eng. Data* **34**, 149–156 (1989).
- 89/2 B. Varughese and J. T. Sommerfeld, *J. Chem. Eng. Data* **34**, 25–26 (1989).
- 89/3 H. S. Wu and S. I. Sandler, *J. Chem. Eng. Data* **34**, 209–213 (1989).
- 89/4 R. D. Chirico, S. E. Knipmeyer, A. Nguyen, and W. V. Steele, *J. Chem. Thermodyn.* **21**, 1307–1331 (1989).
- 89/5 M. Kato and M. Tanaka, *J. Chem. Eng. Data* **34**, 206–209 (1989).
- 89/6 E. Cepeda, C. Gonzalez, and J. M. Resa, *J. Chem. Eng. Data* **34**, 270–273 (1989).
- 89/7 S. J. Park and J. Gmehling, *J. Chem. Eng. Data* **34**, 399–401 (1989).

- 89/8 K. Wang, X.-G. Ying, M.-S. Xia, J.-Z. Xia, and Y. Hu, *J. Chem. Eng. Data* **34**, 126–130 (1989).
- 89/9 A. Sakoguchi, Y. Iwai, and J. Takenaka, *Kagaku Kogaku Ronbunshu* **15**, 166 (1989).
- 89/10 X. An and H. Hu, *Wuli Huaxue Xuebao* **5**, 565–571 (1989); *Chem. Abstracts* **112**, 118206f (1990).
- 89/11 M. G. Voronkov, M. S. Sorokin, V. A. Klyuchnikov, G. N. Shvets, and V. I. Pepekin, *J. Organomet. Chem.* **359**, 301–313 (1989).
- 89/12 M. G. Voronkov, V. A. Klyuchnikov, S. N. Kolabin, G. N. Shvets, P. I. Varushin, E. N. Deryagina, N. A. Korchevin, and S. I. Tsvetnitskaya, *Dokl. Phys. Chem.* **307**, 650–653 (1989).
- 89/13 R. M. Varushchenko and L. L. Pashchenko, *Russ. J. Phys. Chem.* **63**, 964–967 (1989).
- 89/14 K. Sasse, J. N'Guimbi, J. Jose, and J. C. Merlin, *Thermochimica Acta* **146**, 53–61 (1989).
- 89/15 M. D. Vine and C. J. Wormald, *J. Chem. Thermodyn.* **21**, 1151–1157 (1989).
- 89/16 E. C. Azandegbe, *Analisis* **17**, 285–289 (1989).
- 1990**
- 90/1 M. L. P. Leitao, G. Pilcher, Y. Meng-Yan, J. M. Brown, and A. D. Conn, *J. Chem. Thermodyn.* **22**, 885–891 (1990).
- 90/2 D. A. Hinckley, T. F. Bidleman, W. T. Foreman, and J. R. Tuschall, *J. Chem. Eng. Data* **35**, 232–237 (1990).
- 90/3 N. O. Smith, *J. Chem. Eng. Data* **35**, 387–389 (1990).
- 90/4 H.-D. Beckhaus, B. Dogan, J. Pakusch, S. Verevkin, and C. Rüchardt, *Chem. Ber.* **123**, 2153–2159 (1990).
- 90/5 T. N. Nesterova, A. G. Nazmutdinov, V. S. Tsvetkov, A. M. Rozhnov, and I. Yu. Roshchupkina, *J. Chem. Thermodyn.* **22**, 365–377 (1990).
- 90/6 M. Lenka, *J. Chem. Thermodyn.* **22**, 473–480 (1990).
- 90/7 D. Ambrose, M. B. Ewing, N. B. Ghiassee, and J. C. S. Ochoa, *J. Chem. Thermodyn.* **22**, 589–605 (1990).
- 90/8 M. Sohda, M. Okazaki, Y. Iwai, Y. Arai, A. Sakoguchi, R. Ueoka, and Y. Kato, *J. Chem. Thermodyn.* **22**, 607–608 (1990).
- 90/9 N. V. K. Dutt, A. P. Kahol, P. J. Reddy, and K. S. Raghunandan, *J. Chem. Eng. Data* **35**, 114–117 (1990).
- 90/10 J. Ortego, P. Susial, and C. de Alfonso, *J. Chem. Eng. Data* **35**, 216–218 (1990).
- 90/11 X. An, J. He, and R.-H. Hu, *Thermochimica Acta* **169**, 331–337 (1990).
- 90/12 R. H. Davies, A. Finch, and K. Salem, *Thermochimica Acta* **170**, 213–216 (1990).
- 90/13 T. Pompili and V. Piacente, *Thermochimica Acta* **170**, 289–291 (1990).
- 90/14 V. Piacente and P. Scardala, *Thermochimica Acta* **159**, 193–200 (1990).
- 90/15 A. M. Rozhnov, V. I. Barkov, K. G. Sharonov, and V. S. Tsvetkov, *J. Chem. Thermodyn.* **22**, 327–333 (1990).
- 90/16 G. Barone, G. Della Gatta, D. Ferro, and V. Piacente, *J. Chem. Soc. Faraday Trans.* **86**, 75–79 (1990).
- 90/17 B. Dogan, H.-D. Beckhaus, J. Schaetzer, S. Hellmann, and C. Rüchardt, *Chem. Ber.* **123**, 137–144 (1990).
- 90/18 M. I. Lopez and J. E. Sicre, *J. Phys. Chem.* **94**, 3860–3863 (1990).
- 90/19 A. Sprozynski and J. Gregorowicz, *Main Group Met. Chem.* **13**, 1–6 (1990).
- 1991**
- 91/1 N. I. Buchan, R. M. Potemski, and T. F. Kuech, *J. Chem. Eng. Data* **36**, 372–374 (1991).
- 91/2 P. Basarova and V. Svoboda, *Fluid Phase Equilib.* **68**, 13–34 (1992).
- 91/3 H. S. Wu, K. A. Pividal, and S. I. Sandler, *J. Chem. Eng. Data* **36**, 418–421 (1991).
- 91/4 M. G. Voronkov, V. A. Klyuchnikov, E. V. Sokolova, T. F. Danilova, G. N. Shvets, A. N. Korchagina, L. E. Gussel'nikov, and V. V. Volkova, *J. Organomet. Chem.* **401**, 245–248 (1991).
- 91/5 M. G. Voronkov, V. A. Klyuchnikov, E. V. Mironenko, G. N. Shvets, T. F. Danilova, and Yu. I. Khudobin, *J. Organomet. Chem.* **406**, 91–97 (1991).
- 91/6 M. G. Voronkov, V. A. Klyuchnikov, L. I. Marenkova, T. F. Danilova, G. N. Shvets, S. I. Tsvetnitskaya, and Yu. I. Khudobin, *J. Organomet. Chem.* **406**, 99–104 (1991).
- 91/7 K. B. Wiberg and R. F. Waldron, *J. Am. Chem. Soc.* **113**, 7697–7705 (1991).
- 91/8 K. B. Wiberg and S. Hao, *J. Org. Chem.* **56**, 5108–5110 (1991).
- 91/9 V. Piacente, T. Pompili, P. Scardala, and D. Ferro, *J. Chem. Thermodyn.* **23**, 379–396 (1991).
- 91/10 R. D. Chirico, S. E. Knipmeyer, A. Nguyen, and W. V. Steele, *J. Chem. Thermodyn.* **23**, 431–450 (1991).
- 91/11 A. M. Rozhnov, V. V. Safronov, S. P. Verevkin, K. G. Sharonov, and V. I. Alenin, *J. Chem. Thermodyn.* **23**, 629–635 (1991).
- 91/12 K. G. Sharonov, Y. B. Mishentseva, A. M. Rozhnov, E. A. Miroshnichenko, and L. I. Korchatova, *J. Chem. Thermodyn.* **23**, 637–642 (1991).
- 91/13 R. D. Chirico, S. E. Knipmeyer, A. Nguyen, and W. V. Steele, *J. Chem. Thermodyn.* **23**, 759–779 (1991).
- 91/14 W. V. Steele, R. D. Chirico, S. E. Knipmeyer, and A. Nguyen, *J. Chem. Thermodyn.* **23**, 957–977 (1991).
- 91/15 M. B. Ewing and A. R. H. Goodwin, *J. Chem. Thermodyn.* **23**, 1163–1168 (1991).
- 91/16 R. Koelliker and G. Bor, *Inorg. Chem.* **30**, 2236–2237 (1991).
- 91/17 V. V. Dikii and G. Ya. Kabo, *Dokl. Akad. Nauk BSSR* **35**, 158–162 (1991); *Chem. Abstracts* **114**, 206233j (1981).
- 1992**
- 92/1 C.-H. Lee, Q. Chen, R. S. Mohamed, and G. D. Holder, *J. Chem. Eng. Data* **37**, 179–183 (1992).
- 92/2 C.-H. Lee, D. M. Dempsey, R. S. Mohamed, and G. D. Holder, *J. Chem. Eng. Data* **37**, 183–186 (1992).
- 92/3 R. Jadot and M. Fraiha, *J. Chem. Eng. Data* **37**, 509–511 (1992).
- 92/4 J. S. Chickos, D. G. Hesse, S. Y. Panshin, D. W. Rogers, M. Saunders, P. M. Uffer, and J. F. Liebman, *J. Org. Chem.* **57**, 1897–1899 (1992).
- 92/5 M. Gazicki, H. Schalko, P. Svasek, F. Olcaytug, and F. Kohl, *J. Vac. Sci. Technol. A* **10**, 51–58 (1992).
- 92/6 A. A. Kozyro, G. Ya. Kabo, V. S. Kruck, M. S. Sheiman, I. A. Yursa, V. V. Simirskii, A. P. Krasulin, V. M. Sevruk, and V. I. Gogolinskii, *J. Chem. Thermodyn.* **24**, 883–895 (1992).
- 92/7 J. He, X.-W. An, and R.-H. Hu, *Acta Chim. Sinica* **50**, 943–947 (1992).
- 92/8 V. Svoboda, V. Kubes, and P. Basarova, *J. Chem. Thermodyn.* **24**, 333–336 (1992).
- 92/9 M. Gracia, F. Sanchez, P. Perez, J. Valero, and C. Gutierrez Losa, *J. Chem. Thermodyn.* **24**, 463–471 (1992).
- 92/10 W. V. Steele, R. D. Chirico, S. E. Knipmeyer, and A. Nguyen, *J. Chem. Thermodyn.* **24**, 499–529 (1992).
- 92/11 V. Svoboda, V. Kubes, and P. Basarova, *J. Chem. Thermodyn.* **24**, 555–558 (1992).
- 92/12 M. Salvi-Narkhede, B.-H. Wang, J. L. Adcock, and W. H. Van Hook, *J. Chem. Thermodyn.* **24**, 1065–1075 (1992).
- 92/13 S. P. Verevkin, H.-D. Beckhaus, and C. Rüchardt, *Thermochimica Acta* **197**, 27–39 (1992).
- 92/14 J. N'Guimbi, H. Kasehgari, I. Mokbel, and J. Jose, *Thermochimica Acta* **196**, 367–377 (1992).
- 92/15 W. V. Steele, R. D. Chirico, S. E. Knipmeyer, and A. Nguyen, *J. Chem. Thermodyn.* **24**, 245–271 (1992).
- 92/16 M.-S. Zhu, J. Wu, and Y.-D. Fu, *Fluid Phase Equilib.* **80**, 99–105 (1992).
- 92/17 L. A. Weber, *Fluid Phase Equilib.* **80**, 141–148 (1992).
- 92/18 W. Kimizuka and J. Szydowski, *Fluid Phase Equilib.* **77**, 261–267 (1992).
- 92/19 K. Oguchi, M. Yamagishi, and A. Murano, *Fluid Phase Equilib.* **80**, 131–140 (1992).
- 92/20 T. S. Papina, S. M. Pimenova, V. Yu. Zakharov, and V. P. Kolesov, *Zh. Khim. Termodin. Termodin.* **1**, 207–211 (1992).
- 92/21 D. C. Hawker, *Chemosphere* **25**, 427–436 (1992).
- 1993**
- 93/1 X.-W. An and Y.-D. Xie, *Thermochimica Acta* **220**, 17–25 (1993).

- 93/2 A. Aucejo, J. B. Monton, R. Munoz, and M. Sanchotello, *J. Chem. Eng. Data* **38**, 160–162 (1993).
- 93/3 C.-H. Lee and G. D. Holder, *J. Chem. Eng. Data* **38**, 320–323 (1993).
- 93/4 R. Reich and V. Sanhueza, *J. Chem. Eng. Data* **38**, 341–343 (1993).
- 93/5 P. Susial and J. Ortego, *J. Chem. Eng. Data* **38**, 434–436 (1993).
- 93/6 A. M. Silva and L. A. Weber, *J. Chem. Eng. Data* **38**, 644–646 (1993).
- 93/7 P. Susial and J. Ortego, *J. Chem. Eng. Data* **38**, 647–649 (1993).
- 93/8 J. Farkova and I. Wichterle, *Fluid Phase Equilib.* **90**, 143–148 (1993).
- 93/9 S. Husain, P. N. Sarma, G. Y. S. K. Swamy, and K. S. Devi, *J. Am. Oil Chem. Soc.* **70**, 149–155 (1993).
- 93/10 H. Kasehgar, I. Mokbel, C. Viton, and J. Jose, *Fluid Phase Equilib.* **87**, 133–152 (1993).
- 93/11 R. D. Chirico, S. E. Knipmeyer, A. Nguyen, and W. V. Steele, *J. Chem. Thermodyn.* **25**, 1461–1494 (1993).
- 93/12 R. D. Chirico, S. E. Knipmeyer, A. Nguyen, N. K. Smith, and W. V. Steele, *J. Chem. Thermodyn.* **25**, 729–761 (1993).
- 93/13 W. V. Steele, R. D. Chirico, S. E. Knipmeyer, and A. Nguyen, *J. Chem. Thermodyn.* **25**, 965–992 (1993).
- 93/14 S. V. Syoov, A. N. Golubenko, L. D. Nikulina, and T. N. Martynova, *Thermochimica Acta* **225**, 137–139 (1993).
- 93/15 R. Schulze, H.-D. Beckhaus, and C. Rüdhardt, *Chem. Ber.* **126**, 1031–1038 (1993).
- 93/16 P. S. Engel, C. Wang, Y. Chen, C. Rüdhardt, and H.-D. Beckhaus, *J. Am. Chem. Soc.* **115**, 65–74 (1993).
- 93/17 V. V. Diky, G. J. Kabo, A. A. Kozyro, A. P. Krasulin, and V. M. Sevruk, *J. Chem. Thermodyn.* **25**, 1169–1181 (1993).
- 93/18 J. He, X. An, and R. Hu, *Huaxue Xuebao* **51**, 1059–1065 (1993); *Chem. Abstracts* **120**, 87930w (1994).
- 93/19 J.-L. M. Abboud, P. Jimenez, M. V. Roux, C. Turrion, and C. Lopez-Mardomingo, *Calor. Anal. Therm.* **24**, 181–183 (1993).
- 93/20 V. V. Ovchinnikov, A. A. Sobanov, and A. N. Pudovik, *Dokl. Phys. Chem.* **333**, 483–485 (1993).
- 93/21 N. C. Ferreira, C. A. Moreira dos Santos, and I. C. C. Calegao, *Ecl. Quim., Sao Paulo* **18**, 49–54 (1993).
- 93/22 H. Wolff, W. Kimizuka, and J. Szydlowski, *Fluid Phase Equilib.* **90**, 163–175 (1993).
- 1994**
- 94/1 R. Sabbah, D. Tabet, and S. Belaadi, *Thermochimica Acta* **247**, 193–199 (1994).
- 94/2 V. Piacente, D. Fontana, and P. Scardala, *J. Chem. Eng. Data* **39**, 231–237 (1994).
- 94/3 F. Welle, S. P. Verevkin, M. Keller, H.-D. Beckhaus, and C. Rüdhardt, *Chem. Ber.* **127**, 697–710 (1994).
- 94/4 K. Rakus, S. P. Verevkin, J. Schatzer, H.-D. Beckhaus, and C. Rüdhardt, *Chem. Ber.* **127**, 1095–1103 (1994).
- 94/5 K. Rakus, S. P. Verevkin, H.-D. Beckhaus, and C. Rüdhardt, *Chem. Ber.* **127**, 2225–2234 (1994).
- 94/6 R. L. Falconer and T. F. Bidleman, *Atmosph. Environ.* **28**, 547–554 (1994).
- 94/7 A. Aucejo, M. C. Burguet, J. B. Monton, R. Munoz, M. Sanchotello, and M. I. Vazquez, *J. Chem. Eng. Data* **39**, 578–580 (1994).
- 94/8 K. Aim, *J. Chem. Eng. Data* **39**, 591–594 (1994).
- 94/9 U. Karlson, W. T. Frankenberger, Jr., and W. F. Spencer, *J. Chem. Eng. Data* **39**, 608–610 (1994).
- 94/10 M. A. Krähenbühl and J. Gmehling, *J. Chem. Eng. Data* **39**, 759–762 (1994).
- 94/11 V. Ruzicka, Jr., M. Zabransky, K. Ruzicka, and V. Majer, *Thermochimica Acta* **245**, 121–144 (1994).
- 94/12 K. Ruzicka and V. Majer, *J. Phys. Chem. Ref. Data* **23**, 1–39 (1994).
- 94/13 B. Koutek, M. Hoskovec, P. Vrkova, K. Konecny, and L. Feltl, *J. Chromatog. A* **679**, 307–317 (1994).
- 94/14 D. L. Morgan and R. Kobayashi, *Fluid Phase Equilib.* **97**, 211–242 (1994).
- 94/15 J. Ortega and S. Galvan, *J. Chem. Eng. Data* **39**, 907–910 (1994).
- 94/16 K. B. Wiberg, K. M. Morgan, and H. Maltz, *J. Am. Chem. Soc.* **116**, 11067–11077 (1994).
- 94/17 W. V. Steele, R. D. Chirico, A. Nguyen, and S. E. Knipmeyer, *J. Chem. Thermodyn.* **26**, 515–544 (1994).
- 94/18 K. Aim, *J. Chem. Thermodyn.* **26**, 977–986 (1994).
- 94/19 A. S. Carson, P. G. Laye, J. B. Pedley, A. M. Welsby, J. S. Chickos, and S. Hosseini, *J. Chem. Thermodyn.* **26**, 1103–1109 (1994).
- 94/20 V. V. Diky, G. J. Kabo, A. A. Kozyro, A. P. Krasulin, and V. M. Sevruk, *J. Chem. Thermodyn.* **26**, 1001–1013 (1994).
- 94/21 L. Terenzi and V. Piacenti, *Thermochimica Acta* **235**, 61–66 (1994).
- 94/22 W. Spieksma, R. Luijk, and H. A. J. Govers, *J. Chromatog. A* **672**, 141–148 (1994).
- 94/23 K. Liu and R. M. Dickhut, *Chemosphere* **29**, 581–589 (1994).
- 1995**
- 95/1 M. A. V. Ribeiro da Silva, M. A. R. Matos, and L. M. P. F. Amaral, *J. Chem. Thermodyn.* **27**, 565–574 (1995).
- 95/2 H. M. A. Al-Maydama, A. Finch, P. J. Gardner, and A. J. Head, *J. Chem. Thermodyn.* **27**, 173–279 (1995).
- 95/3 J.-L. M. Abboud, P. Jimenez, M. V. Roux, C. Turrion, C. Lopez-Mardomingo, A. Podosenin, D. W. Rogers, and J. F. Liebman, *J. Phys. Org.* **8**, 15–20 (1995).
- 95/4 A. Sakoguchi, R. Ueoka, Y. Kato, and Y. Arai, *Kagaku Kogaku Ronbunshu*, **21**, 219–222 (1995).
- 95/5 A. K. Baev, V. E. Mikhailov, and I. N. Chernyak, *Russ. J. Gen. Chem.* **65**, 977–980 (1995).
- 95/6 M. A. V. Ribeiro da Silva, M. L. C. C. H. Ferrao, and F. Jiye, *J. Chem. Eng. Data* **40**, 426–428 (1995).
- 95/7 K. Rakus, S. P. Verevkin, W.-H. Peng, H.-D. Beckhaus, and C. Rüdhardt, *Liebigs Ann.* 2059–2067 (1995).
- 95/8 K. Rakus, S. P. Verevkin, M. Keller, H.-D. Beckhaus, and C. Rüdhardt, *Liebigs Ann.* 1483–1493 (1995).
- 95/9 H. P. Diogo, R. C. Santos, P. M. Nunes, and M. E. Minas da Piedade, *Thermochimica Acta* **249**, 113–120 (1995).
- 95/10 M. G. M. Van der Vis and E. H. P. Cordfunke, *Thermochimica Acta* **265**, 129–134 (1995).
- 95/11 S. P. Verevkin, H.-D. Beckhaus, and C. Rüdhardt, *Thermochimica Acta* **249**, 1–11 (1995).
- 95/12 C. Gabaldon, P. Marzal, and J. B. Monton, *J. Chem. Eng. Data* **40**, 190–193 (1995).
- 95/13 A. Dejoj, M. C. Burguet, R. Munoz, and M. Sanchotello, *J. Chem. Eng. Data* **40**, 290–292 (1995).
- 95/14 A. Aucejo, V. Gonzalez-Alfaro, J. B. Monton, and M. I. Vazquez, *J. Chem. Eng. Data* **40**, 332–335 (1995).
- 95/15 G.-H. Chen, Q. Wang, Z.-M. Ma, X.-H. Yan, and S.-J. Han, *J. Chem. Eng. Data* **40**, 361–366 (1995).
- 95/16 A. Arce, A. Blanco, J. Martinez-Ageitos, and A. Soto, *J. Chem. Eng. Data* **40**, 515–518 (1995).
- 95/17 J. Ortego and S. Galvan, *J. Chem. Eng. Data* **40**, 699–703 (1995).
- 95/18 A. Xu-Wu and G. Da-Jun, *Thermochimica Acta* **253**, 235–242 (1995).
- 95/19 V. A. Luk'yanova and M. P. Kozina, *Russ. J. Phys. Chem.* **69**, 1906–1907 (1995).
- 95/20 R. M. Varushchenko and A. I. Droujinina, *J. Chem. Thermodyn.* **27**, 355–368 (1995).
- 95/21 J. S. Chickos, S. Hosseini, and D. G. Hesse, *Thermochimica Acta* **249**, 41–62 (1995).
- 95/22 W. V. Steele, R. D. Chirico, A. Nguyen, and S. E. Knipmeyer, *J. Chem. Thermodyn.* **27**, 311–334 (1995).
- 95/23 H. P. Diogo, M. E. Minas de Piedade, J. A. Martinho Simoes, and Y. Nagana, *J. Chem. Thermodyn.* **27**, 597–604 (1995).
- 95/24 W. V. Steele, R. D. Chirico, A. B. Cowell, A. Nguyen, and S. E. Knipmeyer, *J. Chem. Thermodyn.* **27**, 1407–1428 (1995).
- 95/25 S. P. Verevkin, B. Dogan, J. Hadrich, H.-D. Beckhaus, and C. Rüdhardt, *J. Prakt. Chem.* **337**, 93–98 (1995).
- 95/26 E. F. S. Vieira, J. C. de Queiroz, and F. S. Dias, *Thermochimica Acta* **256**, 249–260 (1995).

- 95/27 J. S. Chickos, D. G. Hesse, S. Hosseini, J. F. Liebman, G. D. Mendenhall, S. P. Verevkin, K. Rakus, H.-D. Beckhaus, and C. Rüdhardt, *J. Chem. Thermodyn.* **27**, 693–705 (1995).
- 95/28 M. Nolke, S. P. Verevkin, H.-D. Beckhaus, and C. Rüdhardt, *Liebigs Ann.* 41–51 (1995).
- 95/29 J. P. Guthrie and Z. Liu, *Can. J. Chem.* **73**, 1395–1398 (1995).
- 95/30 T. S. Papina, S. M. Pimenova, V. A. Luk'yanova, and V. P. Kolesov, *Zh. Fiz. Khim.* **69**, 2148–2151 (1995); *Chem. Abstracts* **124**, 68148p. (1996).
- 95/31 V. A. Luk'yanova and M. P. Kozina, *Zh. Fiz. Khim.* **69**, 2094–2095 (1995); *Chem. Abstracts* **124**, 68127f (1996).
- 1996**
- 96/1 M. A. V. Ribeiro da Silva, M. D. M. C. Ribeiro da Silva, M. F. B. M. Monteiro, M. L. A. C. N. Gomes, J. S. Chickos, A. P. Smith, and J. F. Liebman, *Struct. Chem.* **7**, 367–373 (1996).
- 96/2 M. A. V. Ribeiro da Silva, V. M. F. Morais, M. A. R. Matos, C. M. A. Rio, and C. M. G. S. Piedade, *Struct. Chem.* **7**, 329–336 (1996).
- 96/3 W. V. Steele, R. D. Chirico, S. E. Knipmeyer, and A. Nguyen, *J. Chem. Eng. Data* **41**, 1255–1268 (1996).
- 96/4 W. V. Steele, R. D. Chirico, S. E. Knipmeyer, A. Nguyen, N. K. Smith, and I. R. Tasker, *J. Chem. Eng. Data* **41**, 1269–1284 (1996).
- 96/5 W. V. Steele, R. D. Chirico, S. E. Knipmeyer, A. Nguyen, and N. K. Smith, *J. Chem. Eng. Data* **41**, 1285–1302 (1996).
- 96/6 L. A. Weber and D. R. Defibaugh, *J. Chem. Eng. Data* **41**, 382–385 (1996).
- 96/7 A. G. de Souza, M. G. A. Brasilino, and C. Airoidi, *J. Chem. Thermodyn.* **28**, 1359–1367 (1996).
- 96/8 Yu. Ya. Van-Chin-Syan, V. V. Kochubei, V. V. Sergeev, Yu. A. Raevskii, S. I. Gerasimchuk, and Kh. Z. Kotovich, *Sov. J. Phys. Chem. (Eng. Trans.)* **70**, 1789–1794 (1996).
- 96/9 P. Ulbig, M. Klüppel, and S. Schulz, *Thermochimica Acta* **271**, 9–21 (1996).
- 96/10 D. D. Back, L. R. Grzyll, and M. Corrigan, *Thermochimica Acta* **272**, 53–63 (1996).
- 96/11 S. P. Verevkin, H.-D. Beckhaus, R. S. Belen'kaya, K. Rakus, and C. Rüdhardt, *Thermochimica Acta* **279**, 47–64 (1996).
- 96/12 J. Linek, I. Wichterle, and K. Marsh, *J. Chem. Eng. Data* **41**, 1212–1218 (1996).
- 96/13 N. F. Giles, H. L. Wilson, and W. V. Wilding, *J. Chem. Eng. Data* **41**, 1223–1238 (1996).
- 96/14 L. A. Weber and D. R. Defibaugh, *J. Chem. Eng. Data* **41**, 1477–1480 (1996).
- 96/15 M. F. Rodrigues and M. G. Bernardo-Gil, *J. Chem. Eng. Data* **41**, 581–585 (1996).
- 96/16 S. R. Susay, M. A. Smith, and G. G. Lockwood, *Anesth. Analg.* **83**, 864–866 (1996).
- 96/17 B. Koutek, M. Hoskovec, P. Vrkocova, K. Konecny, L. Feltl, and J. Vrkoc, *J. Chromatogr. A* **719**, 391–400 (1996).
- 96/18 R. M. Varushchenko, L. L. Pashchenko, and A. I. Druzhinina, *Russ. J. Phys. Chem.* **70**, 208–211 (1996).
- 96/19 M. Polednicek, T. Guetachew, J. Jose, V. Ruzicka, V. Rohac, and M. Zabransky, *ELDATA: Intl. Electron. J. Phys.-Chem. Data* **2**, 41–50 (1996).
- 96/20 S. P. Verevkin, S. Züffle, H.-D. Beckhaus, and C. Rüdhardt, *Thermochimica Acta* **285**, 1–10 (1996).
- 96/21 E. A. Miroshinchenko, Yu. D. Orlov, L. I. Korchatova, V. P. Vorob'eva, and Yu. A. Lebedev, *Zh. Fiz. Khim.* **70**, 1583–1586 (1996).
- 96/22 C. Viton, M. Chavret, and J. Jose, *ELDATA: Intl. Electron. J. Phys.-Chem. Data* **2**, 103–110 (1996).
- 96/23 V. V. Ovchinnikov, T. B. Makeeva, L. I. Lapteva, and A. I. Konovalov, *Thermochim. Acta* **277**, 145–150 (1996).
- 96/24 A. G. van Haelst, F. W. M. van der Wielen, and H. A. J. Govers, *J. Chromatogr. A* **727**, 265–273 (1996).
- 96/25 R. D. Chirico, W. V. Steele, A. Nguyen, T. D. Klots, and S. E. Knipmeyer, *J. Chem. Thermodyn.* **28**, 797–818 (1996).
- 96/26 R. M. Varushchenko, A. I. Druzhinina, and L. L. Pashchenko, *Fluid Phase Equilibria* **126**, 93–104 (1996).
- 96/27 O. Dahmani, I. Wichterle, and A. Ait-Kaci, *Fluid Phase Equilib.* **124**, 135–146 (1996).
- 96/28 V. S. Ushakov, S. M. Sedov, B. A. Knyazev, and B. I. Kuchkaev, *Zh. Fiz. Khim.* **70**, 1573–1577 (1996).
- 96/29 A. K. Baev, A. I. Podkovirov, and V. I. Kosirkin, *Izv. Vyssh. Uchebn. Zaved., Khim. Khim. Tekhnol.* **39**, 10–14 (1996).
- 96/30 M. G. M. Van der Vis, E. H. P. Cordfunke, R. J. M. Konings, and A. Oskam, *J. Chem. Soc., Faraday Trans.* **92**, 973–978 (1996).
- 96/31 I. B. Sladkov and N. Yu. Novikova, *Zh. Prikl. Khim. (S.-Peterburg)* **96**, 1840–1844 (1996).
- 1997**
- 97/1 S. P. Verevkin, *J. Chem. Thermodyn.* **29**, 1495–1501 (1997).
- 97/2 M. A. V. Ribeiro da Silva, J. M. Goncalves, and G. Pilcher, *J. Chem. Thermodyn.* **29**, 253–260 (1997).
- 97/3 M. A. V. Ribeiro da Silva, M. A. R. Matos, and L. M. P. F. Amaral, *J. Chem. Thermodyn.* **29**, 1545–1551 (1997).
- 97/4 M. A. V. Ribeiro da Silva, M. A. R. Matos, and L. M. P. F. Amaral, *J. Chem. Thermodyn.* **29**, 1535–1543 (1997).
- 97/5 S. P. Verevkin, *Thermochimica Acta* **307**, 17–25 (1997).
- 97/6 W. V. Steele, R. D. Chirico, S. E. Knipmeyer, and A. Nguyen, *J. Chem. Eng. Data* **42**, 1008–1020 (1997).
- 97/7 W. V. Steele, R. D. Chirico, S. E. Knipmeyer, A. Nguyen, and N. K. Smith, *J. Chem. Eng. Data* **42**, 1037–1052 (1997).
- 97/8 W. V. Steele, R. D. Chirico, S. E. Knipmeyer, and A. Nguyen, *J. Chem. Eng. Data* **42**, 1021–1036 (1997).
- 97/9 S. P. Verevkin, J. Mogenthaler, and C. Rüdhardt, *J. Chem. Thermodyn.* **29**, 1175–1183 (1997).
- 97/10 F. W. Welle, S. P. Verevkin, H.-D. Beckhaus, and C. Rüdhardt, *Liebigs Ann./Recueil* 155–163 (1997).
- 97/11 P. Hernández and J. Ortega, *J. Chem. Eng. Data* **42**, 1090–1100 (1997).
- 97/12 L. M. G. Minier and R. Behrens, Jr., *Propellants, Explos. Pyrotech.* **22**, 23–33 (1997).
- 97/13 B. Koutek, M. Hoskovec, P. Vrkocova, and L. Feltl, *J. Chromatogr. A* **759**, 93–109 (1997).
- 97/14 F. Schaffer, S. P. Verevkin, H.-J. Rieger, H.-D. Beckhaus, and C. Rüdhardt, *Liebigs Ann./Recueil* 1333–1344 (1997).
- 97/15 H. Artigas, C. Lafuente, P. Cea, F. M. Royo, and J. S. Urieta, *J. Chem. Eng. Data* **42**, 132–136 (1997).
- 97/16 T. Sako, S. Horiguchi, H. Ichimaru, and S. Nakagawa, *J. Chem. Eng. Data* **42**, 169–171 (1997).
- 97/17 J. S. Chickos and J. A. Wilson, *J. Chem. Eng. Data* **42**, 190–197 (1997).
- 97/18 W. V. Steele, R. D. Chirico, A. B. Cowell, S. E. Knipmeyer, and A. Nguyen, *J. Chem. Eng. Data* **42**, 1053–1066 (1997).
- 97/19 J. C. G. Calado, E. J. M. Filipe, and J. N. C. Lopes, *J. Chem. Thermodyn.* **29**, 1435–1438 (1997).
- 97/20 A. V. Blokhin, G. J. Kabo, A. A. Kozyro, L. S. Ivashkevich, A. P. Krasulin, V. V. Diky, and Yu. V. Maksimuk, *Thermochimica Acta* **292**, 19–29 (1997).
- 97/21 S. P. Verevkin, *J. Chem. Thermodyn.* **29**, 891–899 (1997).
- 97/22 D. R. Defibaugh, E. Carrillo-Nava, J. J. Hurly, M. R. Moldover, J. W. Schmidt, and L. A. Weber, *J. Chem. Eng. Data* **42**, 488–496 (1997).
- 97/23 Yu. V. Maksimuk, G. J. Kabo, A. A. Kozyro, V. V. Simirsky, A. P. Krasulin, and V. M. Sevrjuk, *J. Chem. Thermodyn.* **29**, 687–699 (1997).
- 97/24 M. Hallquist, I. Wangberg, and E. Ljungstrom, *Environ. Sci. Technol.* **31**, 3166–3172 (1997).
- 97/25 H. A. Duarte-Garza, C.-A. Hwang, S. A. Kellerman, R. C. Miller, K. R. Hall, J. C. Holste, K. N. Marsh, and G. E. Gammon, *J. Chem. Eng. Data* **42**, 497–501 (1997).
- 97/26 B. L. Korsounskii and T. A. Apina, *Int. Annu. Conf. ICT* 46.1–46.7 (1997); *Chem. Abstracts* **127**, 163997k (1997).
- 97/27 L.-T. Lim and M. A. Tung, *J. Food Sci.* **62**, 1061–1066 (1997).
- 97/28 H. B. Krop, M. J. M. Velzen, J. R. Parsons, and H. A. J. Govers, *J. Am. Oil Chem. Soc.* **74**, 309–315 (1997).
- 97/29 S. P. Verevkin, M. Nölke, H.-D. Beckhaus, and C. Rüdhardt, *J. Org. Chem.* **62**, 4683–4686 (1997).
- 97/30 A. K. Baev, *Russ. J. Inorg. Chem.* **42**, 587–596 (1997).
- 1998**
- 98/1 S. P. Verevkin, H.-D. Beckhaus, U. Schüle, and C. Rüdhardt, *Struct. Chem.* **9**, 1–7 (1998).

- 98/2 S. P. Verevkin and F. M. Welle, *Struct. Chem.* **9**, 215–221 (1998).
- 98/3 R. Gudino, L. A. Torres, R. L. Santillan, and N. Farfan, *J. Chem. Thermodyn.* **30**, 671–679 (1998).
- 98/4 S. P. Verevkin, *Thermochimica Acta* **310**, 229–235 (1998).
- 98/5 M. A. George, K. M. Young, E. A. Robertson III, S. E. Beck, and G. Voloshin, *J. Chem. Eng. Data* **43**, 60–64 (1998).
- 98/6 Y. V. Maksimuk, G. J. Kabo, V. V. Simirsky, A. A. Kozyro, and V. M. Sevruk, *J. Chem. Eng. Data* **43**, 293–398 (1998).
- 98/7 M. A. Abdi and A. Meisen, *J. Chem. Eng. Data* **43**, 133–137 (1998).
- 98/8 V. Rohac, V. Ruzicka, K. Ruzicka, and K. Aim, *J. Chem. Eng. Data* **43**, 770–775 (1998).
- 98/9 A. Aucejo, S. Loras, R. Munoz, P. Reich, and H. Segura, *J. Chem. Eng. Data* **43**, 973–977 (1998).
- 98/10 S. P. Verevkin, *Thermochimica Acta* **316**, 131–136 (1998).
- 98/11 J. S. Chickos, D. Hesse, S. Hosseini, G. Nichols, and P. Webb, *Thermochimica Acta* **313**, 101–110 (1998).
- 98/12 S. P. Verevkin, *Struct. Chem.* **9**, 113–119 (1998).
- 98/13 S. P. Verevkin, *J. Chem. Thermodyn.* **30**, 1069–1079 (1998).
- 98/14 K. M. Morgan and D. A. Kopp, *J. Chem. Soc., Perkin Trans. 2* 2759–2763 (1998).
- 98/15 J. D. Olson, *Fluid Phase Equilib.* **150/151**, 713–720 (1998).
- 98/16 V. Svoboda, V. Hynek, and B. Koutek, *J. Chem. Thermodyn.* **30**, 1411–1417 (1998).
- 98/17 V. P. Kolesov, S. M. Pimenova, V. A. Lukyanova, T. S. Kuznetsova, and M. P. Kozina, *J. Chem. Thermodyn.* **30**, 1455–1464 (1998).
- 98/18 M. B. Ewing and J. C. Sanchez Ochoa, *J. Chem. Thermodyn.* **30**, 189–198 (1998).
- 98/19 S. P. Verevkin, *J. Chem. Thermodyn.* **30**, 1029–1040 (1998).
- 98/20 K. G. Drouillard, G. T. Tomy, D. C. G. Muir, and K. J. Friesen, *Environ. Toxicol. Chem.* **17**, 1252–1260 (1998).
- 98/21 S. P. Verevkin, W.-H. Peng, H.-D. Beckhaus, and C. Ruchardt, *Eur. J. Org. Chem.* 2323–2332 (1998).
- 98/22 S. P. Verevkin, M. Kümmerlin, H.-D. Beckhaus, C. Galli, and C. Ruchardt, *Eur. J. Org. Chem.* 579–584 (1998).
- 98/23 X. Zhang, H. Mo, K. Yang, and F. An, *Huanjing Huaxue* **17**, 50–54 (1998); *Chem. Abstracts* **128**, 318311d (1998) (value is referred to as a vaporization enthalpy).
- 98/24 W. Blanke, G. Kligenberg, and F. Weber, *Int. J. Thermophys.* **19**, 653–662 (1998).
- 98/25 L. D. Stockton, T. L. Ng, N. Maung, I. B. Poole, J. O. Williams, A. C. Wright, D. F. Foster, and D. J. Cole-Hamilton, *J. Cryst. Growth* **183**, 95–98 (1998).
- 1999**
- 99/1 M. A. V. Ribeiro da Silva, M. D. M. C. Ribeiro da Silva, M. A. R. Matos, P. Jimenez, M. V. Roux, J. Elguero, R. Claramunt, P. Cabildo, and A. Sanchez-Migallon, *J. Chem. Thermodyn.* **31**, 129–138 (1999).
- 99/2 S. P. Verevkin, *Thermochimica Acta* **332**, 27–32 (1999).
- 99/3 S. P. Verevkin, *J. Chem. Eng. Data* **44**, 1245–1251 (1999).
- 99/4 S. P. Verevkin and A. Heintz, *J. Chem. Eng. Data* **44**, 1240–1244 (1999).
- 99/5 O. Mo, M. Yanez, M. V. Roux, P. Jimenez, J. Z. Davalos, M. A. V. Ribeiro da Silva, M. D. M. C. Ribeiro da Silva, M. A. R. Matos, L. M. P. F. Amaral, A. Sanchez-Migallon, P. Cabildo, R. Claramunt, J. Elguero, and J. F. Liebman, *J. Phys. Chem.* **103**, 9336–9344 (1999).
- 99/6 F. S. Costa, M. E. Eusebio, J. S. Redinha, and M. L. P. Leitao, *J. Chem. Thermodyn.* **31**, 895–903 (1999).
- 99/7 M. A. V. Ribeiro da Silva, M. A. R. Matos, V. M. F. Morais, and M. S. Miranda, *J. Org. Chem.* **64**, 8816–8820 (1999).
- 99/8 S. P. Verevkin, *J. Chem. Eng. Data* **44**, 175–179 (1999).
- 99/9 Y. D. Lei, F. Wania, and W. Y. Shiu, *J. Chem. Eng. Data* **44**, 577–582 (1999).
- 99/10 J. B. Monton, J. de la Torre, M. C. Burguet, R. Munoz, and S. Loras, *J. Chem. Eng. Data* **44**, 1158–1162 (1999).
- 99/11 J. N'Guimbi, C. Berro, I. Mokbel, E. Rauzy, and J. Jose, *Fluid Phase Equilib.* **162**, 143–158 (1999).
- 99/12 D. E. G. Jones, H. T. Feng, R. A. Austen, and R. C. Fouchard, *J. Therm. Anal. Calorim.* **55**, 9–19 (1999); *Chem. Abstracts* **132**, 182729u (2000).
- 99/13 Y. D. Lei, F. Wania, W. Y. Shiu, and D. G. B. Boocock, *J. Chem. Eng. Data* **44**, 200–202 (1999).
- 99/14 R. Garriga, A. C. Andres, P. Perez, and M. Gracia, *J. Chem. Eng. Data* **44**, 296–302 (1999).
- 99/15 G. N. Escobedo-Alvarado and S. I. Sandler, *J. Chem. Eng. Data* **44**, 319–322 (1999).
- 99/16 J. Dykyj, J. Svoboda, R. C. Wilhoit, M. L. Frenkel, and K. R. Hall, *Vapor Pressure of Chemicals: Part A. Vapor Pressure and Antoine Constants for Hydrocarbons and Sulfur, Selenium, Tellurium and Hydrogen Containing Organic Compounds* (Springer, Berlin, 1999). The vaporization enthalpies were calculated from the vapor pressures obtained from the Antoine constants reported in this compendium. In cases where the Antoine constant $C=0$, the Antoine Equation ($\log_{10} P=A-B/(C+T)$) reduces to the integrated form of the Clausius Clapeyron equation directly. This was the case for many vaporization enthalpies. In those cases where this condition was not met the vaporization enthalpy was calculated as $\Delta H_V=2.303RB[T/(T+C)]^2$.
- 99/17 V. N. Dibrivnyl, Z. E. Pistun, Yu. Ya. Van-Chin-Syan, A. P. Yuvchenko, and T. D. Zvereva, *Russ. J. Phys. Chem.* **73**, 2043–2045 (1999).
- 99/18 S. P. Verevkin, *J. Chem. Thermodyn.* **31**, 559–585 (1999).
- 99/19 S. P. Verevkin, *J. Chem. Thermodyn.* **31**, 1397–1416 (1999).
- 99/20 V. Rohac, V. Ruzicka, K. Ruzicka, M. Polednicek, K. Aim, J. Jose, and M. Zabransky, *Fluid Phase Equilib.* **157**, 121–142 (1999).
- 99/21 S. P. Verevkin, *Thermochimica Acta* **326**, 17–25 (1999).
- 99/22 V. A. Titov, L. N. Zelenina, and T. P. Chusova, *Russ. J. Phys. Chem.* **73**, 835–837 (1999).
- 99/23 V. N. Dibrivnyl, G. V. Lusiv, Yu. Ya. Van-Chin-Syan, A. P. Yuvchenko, and E. A. Dikumar, *Russ. J. Phys. Chem.* **73**, 2040–2042 (1999).
- 99/24 R. D. Chirico, S. E. Knipmeyer, A. Nguyen, and W. V. Steele, *J. Chem. Thermodyn.* **31**, 339–378 (1999).
- 99/25 V. Rohac, J. E. Musgrove, K. Ruzicka, V. Ruzicka, M. Zabransky, and K. Aim, *J. Chem. Thermodyn.* **31**, 971–986 (1999).
- 99/26 F. Weber, *PTB-Mitteilungen* **109**, 469–471 (1999).
- 99/27 M. A. E. Diaz, T. Guetachew, P. Landy, J. Jose, and A. Voilley, *Fluid Phase Equilib.* **109**, 469–471 (1999).
- 99/28 S. Loras, A. Aucejo, and R. Munoz, *Fluid Phase Equilib.* **156**, 185–195 (1999).
- 99/29 J. S. Lim, J.-Y. Park, B.-G. Lee, Y.-W. Lee, and J.-D. Kim, *J. Chem. Eng. Data* **44**, 1226–1230 (1999).
- 99/30 A. Aucejo, S. Loras, R. Munoz, and L. M. Ordonez, *Fluid Phase Equilib.* **156**, 173–178 (1999).
- 99/31 A. Keys, S. G. Bott, and A. R. Barron, *Chem. Mater.* **11**, 3578–3587 (1999).
- 99/32 D. Fatu, *J. Thermal. Anal. Calor.* **56**, 739–747 (1999).
- 99/33 M. I. Zaretskii, E. M. Chartov, L. A. Pushkina, and V. V. Elkin, *Russ. J. Appl. Chem.* **72**, 1702–1705 (1999).
- 2000**
- 00/1 M. A. V. Ribeiro da Silva, M. D. M. C. Ribeiro da Silva, M. A. R. Matos, P. Jimenez, M. V. Roux, M. A. Martin-Luengo, J. Elguero, R. Claramunt, and P. Cabildo, *J. Chem. Thermodyn.* **32**, 237–245 (2000).
- 00/2 S. P. Verevkin, *J. Chem. Thermodyn.* **32**, 207–216 (2000).
- 00/3 M. A. V. Ribeiro da Silva, M. A. R. Matos, C. A. Rio, V. M. F. Morais, J. Wang, G. Nichols, and J. S. Chickos, *J. Phys. Chem. A* **104**, 1774–1778 (2000).
- 00/4 I. Mokbel, K. Ruzicka, V. Majer, V. Ruzicka, M. Ribeiro, J. Jose, and M. Zabransky, *Fluid Phase Equilib.* **169**, 191–207 (2000).
- 00/5 S. P. Verevkin and C. Schick, *J. Chem. Eng. Data* **45**, 946–952 (2000).
- 00/6 S. P. Verevkin, *J. Chem. Eng. Data* **45**, 953–960 (2000).
- 00/7 S. P. Verevkin, D. Wandschneider, and A. Heintz, *J. Chem. Eng. Data* **45**, 618–625 (2000).
- 00/8 J. M. Resa, C. Gonzalez, S. Ortiz de Landaluce, and J. Lanz, *J. Chem. Eng. Data* **45**, 867–871 (2000).

- 00/9 G. Nichols, J. Orf, S. M. Reiter, J. S. Chickos, and G. W. Gokel, *Thermochimica Acta* **346**, 15–28 (2000).
- 00/10 P. V. Ova, B. Koultek, and M. Hoskovec, in *Practice Oriented Results on Use and Production of Neem Ingredients and Pheromones VI*; edited by H. Kleeberg and C. P. W. Zebitz (Druck and Graphic, Giessen, 2000), pp. 211–218.
- 00/11 Y.-H. Liang and P.-S. Ma, *Shiyou Huagong* **29**, 939–941 (2000).
- 00/12 S. Rodriguez, H. Artigas, C. Lafuente, A. M. Mainar, and F. M. Royo, *Thermochimica Acta* **362**, 153–160 (2000).
- 00/13 R. Reich, M. Cartes, H. Segura, and J. Wisniak, *Phys. Chem. Liq.* **38**, 217–232 (2000).
- 00/14 S. P. Verevkin, *J. Chem. Thermodyn.* **32**, 247–259 (2000).
- 00/15 S. P. Verevkin and A. Heintz, *J. Chem. Thermodyn.* **32**, 1169–1182 (2000).
- 00/16 V. Rohac, M. Censky, D. Zala, V. Ruzicka, K. Ruzicka, K. Sporcka, and K. Aim, *J. Chem. Eng. Data* **45**, 1205–1210 (2000).
- 00/17 M. Palczewska-Tulinska and A. M. Szafranski, *J. Chem. Eng. Data* **45**, 988–990 (2000).
- 00/18 E. Bourret-Courchesne, Q. Ye, D. W. Peters, J. Arnold, M. Ahmed, S. J. C. Irvine, R. Kanjolia, L. M. Smith, and S. A. Rushworth, *J. Cryst. Growth* **217**, 47–54 (2000).
- 00/19 B. Sztaray and T. Baer, *J. Am. Chem. Soc.* **122**, 9219–9226 (2000).
- 00/20 C. J. Wormald and D. P. Fennell, *Int. J. Thermophys.* **21**, 767–779 (2000).
- 00/21 A. I. Druzhinina, R. M. Varushchenko, V. S. Sarisova, and A. A. Pimerzin, *Zh. Fiz. Khim.* **74**, 404–411 (2000).
- 00/22 S. V. Melkhanova, S. M. Pimenova, V. P. Kolesov, A. A. Pimerzin, and V. S. Sarkisova, *J. Chem. Thermodyn.* **32**, 1311–1317 (2000).
- 00/23 S. Bobbo, R. Camporese, and R. Stryjek, *J. Chem. Thermodyn.* **32**, 1647–1656 (2000).
- 00/24 C. J. Wormald and M. D. Vine, *J. Chem. Thermodyn.* **32**, 329–339 (2000).
- 00/25 C. J. Wormald and M. D. Vine, *J. Chem. Thermodyn.* **32**, 659–669 (2000).
- 00/26 C. J. Wormald and G. F. James, *J. Chem. Eng. Data* **45**, 348–352 (2000).
- 2001**
- 01/1 S. Puri, J. S. Chickos, and W. J. Welsh, *Anal. Chem.* **73**, 1480–1484 (2001).
- 01/2 A. Wong, Y. D. Lei, M. Alae, and F. Wania, *J. Chem. Eng. Data* **46**, 239–242 (2001).
- 01/3 D. Kilikov, S. P. Verevkin, and A. Heintz, *Fluid Phase Equilib.* **192**, 187–206 (2001).
- 01/4 R. M. Varushchenko, L. L. Paschenko, A. I. Druzhinina, A. V. Abramnikov, and A. A. Pimersin, *J. Chem. Thermodyn.* **33**, 733–744 (2001).
- 01/5 A. K. Baev, *Russ. J. Appl. Chem.* **74**, 162–163 (2001).
- 01/6 S. Bernatova and I. Wichterle, *Fluid Phase Equilib.* **189**, 111–118 (2001).
- 01/7 D. Kulikov, S. P. Verevkin, and A. Heintz, *J. Chem. Eng. Data* **46**, 1593–1600 (2001).
- 01/8 J. G. Blok, A. C. G. van Genderen, P. R. van der Linde, and H. A. G. Oonk, *J. Chem. Thermodyn.* **33**, 1097–1106 (2001).
- 01/9 A. K. Baev, *Izv. Vyssh. Uchebn. Zaved., Khim. Khim. Tekhnol.* **44**, 3–13 (2001).
- 01/10 N. Bureau, J. Jose, I. Mokbel, and J.-C. de Hemptinne, *J. Chem. Thermodyn.* **33**, 1485–1498 (2001).
- 01/11 S. A. Tittlemier and G. T. Tomy, *Environ. Toxicol. Chem.* **20**, 146–148 (2001).
- 01/12 H. Segura, E. Lam, R. Reich, and J. Wisniak, *Phys. Chem. Liq.* **39**, 43–54 (2001).
- 01/13 L. Zhu, H. Li, C. Wang, and S. Han, *J. Chem. Eng. Data* **46**, 1231–1234 (2001).
- 01/14 P. Uusi-Kyyny, J.-P. Pokki, J. Aittaman, and S. Liukkonen, *J. Chem. Eng. Data* **46**, 1244–1248 (2001).
- 01/15 L. A. L. Munoz and M. A. Krahenbuhl, *J. Chem. Eng. Data* **46**, 120–124 (2001).
- 01/16 S. P. Verevkin and A. Heintz, *J. Chem. Eng. Data* **46**, 984–990 (2001).
- 01/17 K. Chylinski, Z. Frasz, and S. K. Malanowski, *J. Chem. Eng. Data* **46**, 29–33 (2001).
- 01/18 S. P. Verevkin and A. Heintz, *J. Chem. Eng. Data* **46**, 41–46 (2001).
- 01/19 S. Horstmann, H. Gardeler, K. Fischer, F. Köster, and J. Gmehling, *J. Chem. Eng. Data* **46**, 337–345 (2001).
- 01/20 K. Chatterjee, D. Dollimore, and K. Alexander, *Instrum. Sci. Technol.* **29**, 133–144 (2001); *Chem. Abstracts* **135**, 16629t (2001) (reported values are referred to as enthalpies of vaporization).
- 01/21 J. O. Lalah, K.-W. Schramm, D. Lenoir, B. Henkelmann, N. Hertkorn, G. Matuschek, A. Kettrup, and K. Günther, *Chem. Eur. J.* **7**, 4790–4795 (2001).
- 01/22 I. Kul, D. D. DesMarteau, and A. L. Beyerlein, *Fluid Phase Equilib.* **185**, 241–253 (2001).
- 01/23 A. K. Baev and V. E. Mikhailov, *Russ. J. Appl. Chem.* **74**, 1435–1438 (2001).
- 01/24 A. K. Baev and I. N. Chernyak, *Russ. J. Inorg. Chem.* **46**, 310–316; (2001) *Zh. Neorg. Khim.* **46**, 361–367 (2001); enthalpies of vaporization are presented graphically in paper for binary mixtures. **2002**
- 02/1 R. M. Varushchenko and A. I. Druzhinina, *Fluid Phase Equilib.* **199**, 109–119 (2002).
- 02/2 D. Deng, H. Li, and S. Han, *J. Chem. Thermodyn.* **34**, 1431–1437 (2002).
- 02/3 T. V. Sorokina, D. Dollimore, and K. S. Alexander, *Thermochimica Acta* **392/393**, 315–321 (2002).
- 02/4 A. Valtz, C. Coquelet, A. Baba-Ahmed, and D. Richon, *Fluid Phase Equilib.* **202**, 29–47 (2002).
- 02/5 J.-P. Pokki, P. Uusi-Kyyny, J. Aittamaa, and S. Liukkonen, *J. Chem. Eng. Data* **47**, 371–375 (2002).
- 02/6 S. Bobbo, L. Fedele, M. Scattolini, and R. Camporese, *J. Chem. Eng. Data* **47**, 179–182 (2002).
- 02/7 C.-H. Su, S. Zhu, N. Ramachandran, and A. Burger, *J. Cryst. Growth* **235**, 313–319 (2002).
- 02/8 H. Segura, J. Wisniak, G. Galindo, and R. Reich, *Phys. Chem. Liq.* **40**, 67–81 (2002).
- 02/9 B. E. Swiatek and S. K. Malanowski, *J. Chem. Eng. Data* **47**, 478–481 (2002).
- 02/10 R. M. Varushchenko, L. L. Pashchenko, A. I. Druzhinina, A. Yu. Churkina, I. I. Vorob'ev, and S. N. Kravhun, *Russ. J. Phys. Chem.* **76**, 546–551 (2002).
- 02/11 R. M. Varushchenko, C. A. Aitkeeva, A. I. Druzhinina, Y. A. Myshenseva, and L. L. Pashchenko, *Russ. J. Phys. Chem.* **76**, 724–728 (2002).
- 02/12 I. M. Marrucho, N. S. Oliveira, and R. Dohrn, *J. Chem. Eng. Data* **47**, 554–558 (2002).
- 02/13 I. Batiu, *Fluid Phase Equilib.* **198**, 111–121 (2002).
- 02/14 W. V. Steele, R. D. Chirico, S. E. Knipmeyer, and A. Nguyen, *J. Chem. Eng. Data* **47**, 648–666 (2002).
- 02/15 W. V. Steele, R. D. Chirico, A. B. Cowell, S. E. Knipmeyer, and A. Nguyen, *J. Chem. Eng. Data* **47**, 667–688 (2002).
- 02/16 W. V. Steele, R. D. Chirico, A. B. Cowell, S. E. Knipmeyer, and A. Nguyen, *J. Chem. Eng. Data* **47**, 700–714 (2002).
- 02/17 W. V. Steele, R. D. Chirico, S. E. Knipmeyer, and A. Nguyen, *J. Chem. Eng. Data* **47**, 689–699 (2002).
- 02/18 Y. D. Lei, R. Chankalal, A. Chan, and F. Wania, *J. Chem. Eng. Data* **47**, 801–806 (2002).
- 02/19 J. Murata, S. Yamashita, M. Akiyama, S. Katayama, T. Hiaki, and A. Sekiya, *J. Chem. Eng. Data* **47**, 911–915 (2002).
- 02/20 W. V. Steele, R. D. Chirico, A. B. Cowell, S. E. Knipmeyer, and A. Nguyen, *J. Chem. Eng. Data* **47**, 725–739 (2002).
- 02/21 W. V. Steele, R. D. Chirico, S. E. Knipmeyer, and A. Nguyen, *J. Chem. Eng. Data* **47**, 715–724 (2002).
- 02/22 R. M. Varushchenko, L. L. Pashchenko, A. Y. Churkina, and A. V. Shabanova, *Russ. J. Phys. Chem.* **76**, 915–921 (2002).
- 02/23 A. Rodriguez, J. Canosa, A. Dominquez, and J. Tojo, *Fluid Phase Equilib.* **198**, 95–109 (2002).

- 02/24 S. Bobbo, G. Artico, L. Fedele, M. Scattolini, and R. Camporese, *J. Chem. Eng. Data* **47**, 839–842 (2002).
- 02/25 G. Di Nicola and G. Passerini, *J. Chem. Eng. Data* **47**, 882–886 (2002).
- 02/26 H. Segura, G. Galindo, R. Reich, J. Wisniak, and S. Loras, *Phys. Chem. Liq.* **40**, 277–294 (2002).
- 02/27 A. C. G. van Genderen, J. C. van Miltenburg, J. G. Blok, M. J. van Bommel, P. J. van Ekeren, G. J. K. van den Berg, and H. A. J. Oonk, *Fluid Phase Equilib.* **202**, 109–120 (2002).
- 02/28 S. P. Verevkin, *J. Chem. Thermodyn.* **34**, 263–275 (2002).
- 02/29 E. L. Krasnykh, T. V. Vasil'tsova, S. P. Verevkin, and A. Heintz, *J. Chem. Eng. Data* **47**, 1372–1378 (2002).
- 02/30 S. Loras, A. Aucejo, J. B. Monton, J. Wisniak, and H. Segura, *J. Chem. Eng. Data* **47**, 1256–1262 (2002).
- 02/31 A. Rodriguez, J. Canosa, A. Dominquez, and A. Tojo, *J. Chem. Eng. Data* **47**, 1098–1102 (2002).
- 02/32 S. P. Verevkin, *J. Chem. Eng. Data* **47**, 1071–1097 (2002).
- 02/33 J. W. Goodrum and D. P. Geller, *Bioresource Technol.* **84**, 75–80 (2002). [Note: The calculated values in the article had to be multiplied by 1,000 (personal communication).]
- 02/34 O. Pfohl, C. Riebesell, and R. Dohrn, *Fluid Phase Equilib.* **202**, 289–306 (2002).
- 02/35 M. D. M. C. Ribeiro da Silva, L. M. N. B. F. Santos, A. L. R. Silva, O. Fernandes, and W. E. Acree, Jr., *J. Chem. Thermodyn.* (submitted for publication).
- 02/36 K. Clou, J. F. Janssens, N. Bleton, A. T. H. Lenstra, and H. O. Desseyn, *Thermochimica Acta* (in press).
- 02/37 A. van Roon, J. R. Parsons, and H. A. J. Govers, *J. Chromatogr. A* **955**, 105–115 (2002).
- 02/38 S. P. Verevkin and A. Heintz, *J. Chem. Soc., Perkin Trans. 2* 728–733 (2002).
- 02/39 A. K. Baev and M. A. Shishko, *Russ. J. Appl. Chem.* **75**, 156–158 (2002).
- 02/40 A. Hazra, D. Dollimore, and K. Alexander, *Thermochimica Acta* **392/393**, 221–229 (2002).
- 02/41 C. Wang, H. Li, L. Ma, and S. Han (unpublished data).
- 02/42 A. Dahmani, I. Mokbel, and J. Jose, *Fluid Phase Equilib.* **203**, 193–204 (2002).
- 02/43 A. K. Baev and M. A. Shishko, *Russ. J. Appl. Chem.* **75**, 25–28 (2002).
- 02/44 J. S. Chickos, P. Webb, G. Nichols, T. Kiyobayashi, P.-C. Cheng, and L. Scott, *J. Chem. Thermodyn.* **34**, 1195–1206 (2002).
- 02/45 M. Lubomska, A. Banas, and S. K. Malanowski, *J. Chem. Eng. Data* **47**, 1466–1471 (2002).
- Unpublished Data**
U/1 R. H. Fuchs (unpublished data).
U/2 S. P. Verevkin, E. Krasnykh, T. Vasil'tsova, and A. Heintz (unpublished data as quoted in [02/32]).

8. Acknowledgment

J.S.C. would like to thank the past and present students in Chemistry 202, Introduction to the Chemical Literature, who have contributed to this compilation through their term papers.

9. References for Introductory Material

- ¹J. B. Pedley, R. D. Naylor, and S. P. Kirby, *Thermochemical Data of Organic Compounds*, 2nd ed. (Chapman and Hall, London, 1986).
- ²W.-Y. Shiu and K.-C. Ma, *J. Phys. Chem. Ref. Data* **29**, 1–130 (2000); **29**, 387–462 (2000); A. J. Delle Site, *ibid.* **26**, 157–193 (1997).
- ³S. Puri, J. S. Chickos, and W. Welsh, *Anal. Chem.* **73**, 1480–1484 (2001);

- G. Nichols, J. Orf, S. Reiter, J. S. Chickos, and G. W. Gokel, *Thermochim. Acta* **346**, 15–28 (2000); J. S. Chickos and J. Wilson, *J. Chem. Eng. Data* **42**, 190–197 (1997), and references cited therein.
- ⁴J. S. Chickos, W. E. Acree, Jr., and J. F. Liebman, *Estimating Phase Change Entropies and Enthalpies*, edited by D. Frurip and K. Irikura, ACS Symposium Series 677 Computational Thermochemistry, Prediction and Estimation of Molecular Thermodynamics (American Chemical Society, Washington, DC, 1998), pp. 63–93, and references cited therein.
- ⁵R. Sabbah, A. Xu-wu, J. S. Chickos, M. L. Planas Leitao, M. V. Roux, and L. A. Torres, *Thermochim. Acta* **331**, 93–204 (1999).
- ⁶J. S. Chickos, W. Acree, Jr., and J. F. Liebman, *J. Chem. Phys. Ref. Data* **28**, 1535–1673 (1999).
- ⁷J. S. Chickos and W. Acree, Jr., *J. Phys. Chem. Ref. Data* **31**, 537–698 (2002).
- ⁸M. Zabransky, V. Ruzicka, Jr., V. Majer, and E. S. Domalski, *J. Phys. Chem. Ref. Data*, Monograph No. 6, 1–1596 (1996); E. S. Domalski and E. D. Hearing, *J. Phys. Chem. Ref. Data* **25**, 1–533 (1996).
- ⁹S. W. Benson, *Thermochemical Kinetics*, 2nd ed. (Wiley-Interscience, New York, 1976).
- ¹⁰W. J. Lyman, W. F. Reehl, and D. H. Rosenblatt, *Handbook of Chemical Property Estimation Methods* (American Chemical Society, Washington, DC, 1982), Chap. 23.
- ¹¹J. S. Chickos, S. Hosseini, D. G. Hesse, and J. F. Liebman, *Struct. Chem.* **4**, 261–269 (1993); **4**, 271–278 (1993).
- ¹²V. Majer and V. Svoboda, *Enthalpies of Vaporization of Organic Compounds: A Critical Review and Data Compilation*, IUPAC Chemical Data Series No. 32 (Blackwell, Oxford, 1985).
- ¹³R. Ruzika and V. Majer, *J. Phys. Chem. Ref. Data* **23**, 1–39 (1994).
- ¹⁴E. S. Domalski and E. D. Hearing, *J. Phys. Chem. Ref. Data* **25**, 1–525 (1996).
- ¹⁵C. E. Rechsteiner, Jr., in Ref. 10, Chap. 13.
- ¹⁶V. Svoboda and H. Smolova, *Fluid Phase Equilibria* **97**, 1–11 (1994); P. Basarova and V. Svoboda, *ibid.* **105**, 27–47 (1995).
- ¹⁷A. Vetere, *Fluid Phase Equilibria* **106**, 1–10 (1995).
- ¹⁸W. F. An, J. Y. Li, W. W. Cheng, and J. D. Gao, *Chem. Eng. J. Biochem. Eng. J.* **59**, 101–109 (1995).
- ¹⁹C.-H. Tu and C. P. Liu, *Fluid Phase Equilibria* **121**, 45–65 (1996).
- ²⁰P. Ulbig, M. Kluppel, and S. Schulz, *Thermochim. Acta* **271**, 9–21 (1996).
- ²¹L. Coniglio, L. Trassy, and E. Rauzy, *Ind. Eng. Chem. Res.* **39**, 5037–5048 (2000).
- ²²Z. Y. Liu, *Chem. Eng. Commun.* **184**, 221–228 (2001).
- ²³N. Gopinathan and D. N. Saraf, *Fluid Phase Equilibria* **179**, 277–284 (2001).
- ²⁴K. Laidler, *Can. J. Chem.* **34**, 626–48 (1956).
- ²⁵M. Ducros, J. F. Greison, and H. Sannier, *Thermochim. Acta* **36**, 39–65 (1980); M. Ducros, J. F. Greison, H. Sannier, and I. Velasco, *ibid.* **44**, 131–40 (1981); M. Ducros and H. Sannier, *ibid.* **54**, 153–157 (1982); M. Ducros and H. Sannier, *ibid.* **75**, 329–340 (1984).
- ²⁶J. P. Guthrie and K. F. Taylor, *Can. J. Chem.* **61**, 602–607 (1983).
- ²⁷J. S. Chickos, A. S. Hyman, L. H. Ladon, and J. F. Liebman, *J. Org. Chem.* **46**, 4294–4296 (1981); J. S. Chickos, D. G. Hesse, J. F. Liebman, and S. Y. Panshin, *ibid.* **53**, 3424–3429 (1988); J. S. Chickos, D. G. Hesse, and J. F. Liebman, *ibid.* **54**, 5250–5256 (1989).
- ²⁸K. H. Myers and R. P. Danner, *J. Chem. Eng. Data* **38**, 175–200 (1993).
- ²⁹L. Constantinou, S. E. Prickett, and M. L. Mavrouniotis, *Ind. Eng. Chem. Res.* **32**, 1734–1746 (1993); **33**, 395–402 (1994).
- ³⁰L. Constantinou and R. Gani, *AIChE J.* **40**, 1697–1710 (1994).
- ³¹C. H. Tu and C. P. Liu, *Fluid Phase Equilibria* **121**, 45–65 (1996).
- ³²K. Sivaji and D. H. L. Prasad, *Trans. I. Chem. E.* **A76**, 970–972 (1998).
- ³³K. U. Goss and R. P. Schwarzenbach, *Environ. Sci. Technol.* **33**, 3390–3393 (1999).
- ³⁴I. B. Golovanov and I. G. Tsygankova, *Russ. J. Gen. Chem.* **69**, 1227–1233 (1999).
- ³⁵J. Marrero and R. Gani, *Fluid Phase Equilibria* **183** (Special Issue), 183–208, (2001).
- ³⁶A. P. Kudchadker and B. J. Zwolinski, *J. Chem. Eng. Data* **11**, 253–255 (1966).
- ³⁷J. C. M. Li and F. D. Rossini, *J. Chem. Eng. Data* **6**, 268–270 (1961).